

HETEROCYCLES, Vol. 86, No. 2, 2012, pp. 1187 - 1210. © 2012 The Japan Institute of Heterocyclic Chemistry
Received, 29th June, 2012, Accepted, 10th August, 2012, Published online, 24th August, 2012
DOI: 10.3987/COM-12-S(N)74

SYNTHESIS OF α -AMINO KETONES AND *O*-ALKYLOXIMES BY TITANIUM TETRAHALIDE PROMOTED RING-OPENING REACTION OF 2-MONO-SUBSTITUTED AZETIDIN-3-ONES AND THEIR *O*-ALKYLOXIMES

Shizuka Ariga, Shingo Hata, Daisuke Fukuda, Takafumi Nishi, Iwao Hachiya, and Makoto Shimizu*

Department of Chemistry for Materials, Graduate School of Engineering, Mie University, Tsu, Mie 514-8507, Japan. E-mail: mshimizu@chem.mie-u.ac.jp

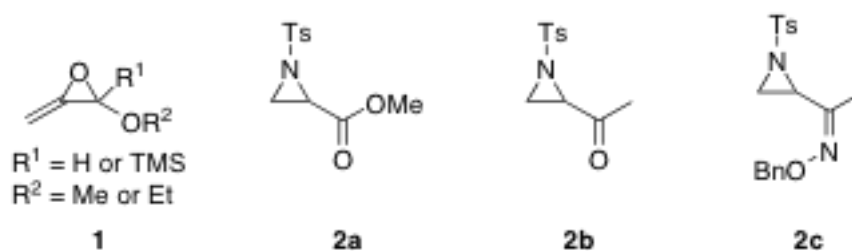
Abstract – Synthesis of α -amino ketones and *O*-alkyloximes has been developed by titanium tetrahalide-promoted ring-opening reactions of 2-mono-substituted azetidin-3-ones and their *O*-alkyloximes. Regarding the reductive ring-opening reactions of 2-mono-substituted azetidin-3-ones, an appropriate use of TiI_4 or TiI_4 - $TiCl_4$ as a promoter gave α -amino ketones in good yields with high regioselectivities. In $TiBr_4$ -promoted ring-opening reactions, while use of 2-mono-substituted azetidin-3-ones as a substrate provided α -amino- α' -bromo ketones generated by the attack of the bromide anion at the less hindered site, those of 2-mono-substituted azetidin-3-one *O*-alkyloximes proceeded at the more hindered site to give α -amino- α' -bromo ketone *O*-alkyloximes in good yields.

INTRODUCTION

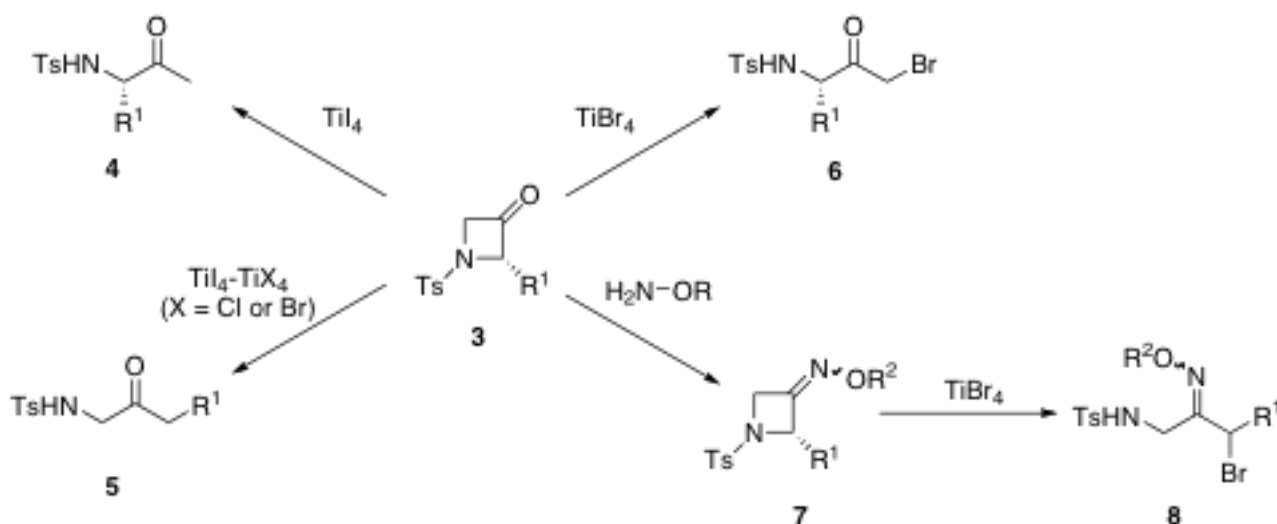
α -Amino ketones are one of the most important nitrogen-containing compounds because of their use as versatile building blocks and intermediates for the biologically active compound synthesis.¹ Several methods for the synthesis of α -amino ketones have been reported.² We have reported titanium tetraiodide (TiI_4)-promoted reductive aldol, Michael, and Mannich-type reactions by the reductive generation of enolates via ring-opening of small-sized heterocyclic compounds such as alkoxyallene oxides **1** or aziridine derivatives **2a-c** bearing electron-withdrawing groups (Scheme 1).³ Azetidin-3-ones **3** have not been well studied compared with their 2-one analogues (β -lactams) because azetidin-3-ones **3** do not exist in nature. However, azetidin-3-ones **3** have been used as intermediates for the synthesis of natural

This paper is dedicated to Professor Ei-ichi Negishi on the occasion of his 77th birthday.

products and biologically active compounds containing an azetidine ring because of ready availability from α -amino acids.^{4,5} We focused on the ring-opening reaction of azetidin-3-ones **3** by titanium tetrahalide for the synthesis of α -amino ketones. Herein we describe synthesis of α -amino ketones **4-6** and *O*-alkyloximes **8** from 2-mono-substituted azetidin-3-ones **3** by the use of titanium tetrahalide (Scheme 2).⁶



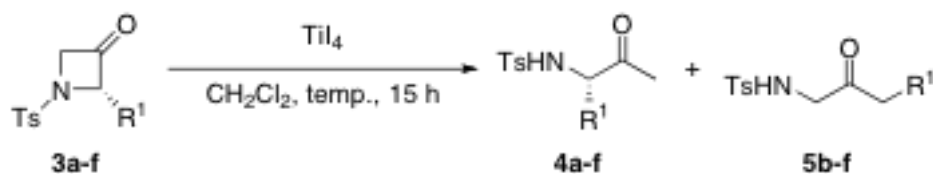
Scheme 1. Alkoxyallene Oxides **1** and Aziridine Derivatives **2a-c**



Scheme 2. Synthesis of α -Amino Ketones and *O*-Alkyloximes

RESULTS AND DISCUSSION

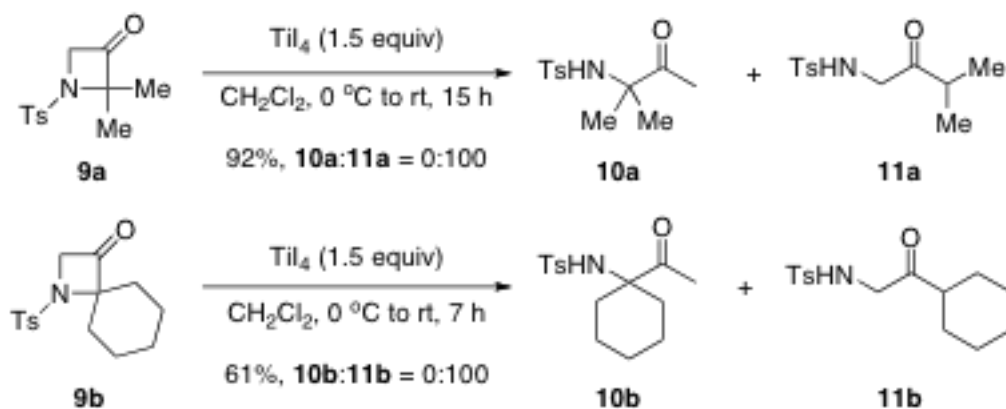
We examined the ring-opening reaction of several azetidin-3-ones **3** with TiI_4 .^{6a} Table 1 summarizes the results. The ring-opening reaction of azetidin-3-one **3a** using TiI_4 proceeded smoothly to give α -amino ketone **4a** in 80% yield (entry 1). The ring-opening reactions of several 2-mono-substituted azetidin-3-ones were next examined. The reaction of 2-methyl-azetidin-3-one **3b** gave a mixture of α -amino ketones **4b** and **5b** in high yield with high regioselectivity (entry 2). When azetidin-3-ones **3c** ($\text{R}^1 = \text{Et}$) and **3d** ($\text{R}^1 = i\text{Pr}$) were used, both yields and regioselectivities slightly decreased (entries 3 and 4). Although the reaction of 2-isobutyl-3-azetidin-3-one **3e** gave α -amino ketones **4e** and **5e** in high yield, the regioselectivity was moderate (entry 5). The reaction of 2-benzyl-3-azetidin-3-one **3f** gave a mixture of α -amino ketones **4f** and **5f** in good yield with high regioselectivity (entry 6).

Table 1. TiI₄-promoted Ring-opening Reaction of Azetidin-3-ones **3**

Entry	R ¹	3	TiI ₄ (equiv)	Temp	Yield ^a	4:5 ^b
1	H	3a	3.0	0 °C to rt	80	—
2	Me	3b	2.0	0 °C to rt	89	95:5
3	Et	3c	1.5	rt	66	83:17
4	ⁱ Pr	3d	3.0	rt	76	77:23
5	ⁱ Bu	3e	2.0	0 °C to rt	97	63:37
6	Bn	3f	3.0	rt	82	92:8

^aEach regioisomer was not separated. ^bRatios were determined by ¹H NMR spectra.

In the reductive ring-opening reaction of 2-mono-substituted azetidin-3-ones by TiI₄, C-N bond cleavages occurred at the less sterically congested bond to give the α -amino ketone **4** preferentially. On the other hand, C-N bond cleavages of 2,2-disubstituted azetidin-3-ones **9** proceeded at the more substituted bond to afford the ketones **11** as sole products (Scheme 3).

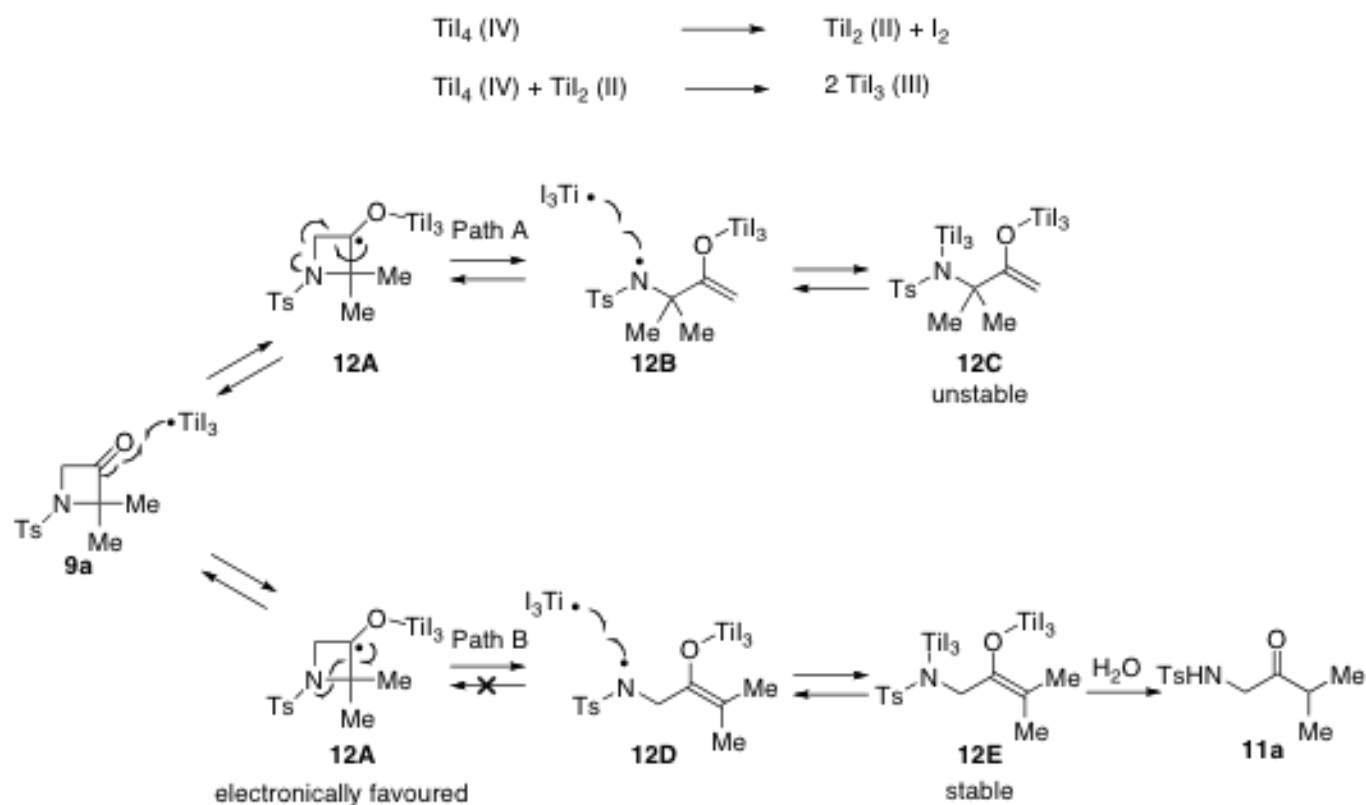
**Scheme 3.** Ring-opening Reaction of 2,2-Disubstituted Azetidin-3-ones **9**

Regarding the different regioselectivity, we proposed two different pathways including an S_N2-like process by TiI₄ or a one-electron transfer promoted by low-valent titanium species. In the case of 2-mono-substituted azetidin-3-ones **3**, the reaction would prefer an S_N2-like process rather than one electron transfer, because radical stabilization is more depressed as compared with that of 2,2-disubstituted cases. Initially, α -iodoketone **3C** is generated via the ring-opening of azetidin-3-ones **3A** or **3B** attacked by the iodide anion at the less hindered site and subsequently another iodide anion attacks to the iodine to

generate the titanium enolate species **3D**. Hydrolysis of the enolate **3D** with water to quench the reaction gives the α -amino ketone **4** (Scheme 4).



Scheme 4. Plausible Reaction Mechanism in the Ring-opening of 2-Mono-substituted Azetid-3-ones **3**



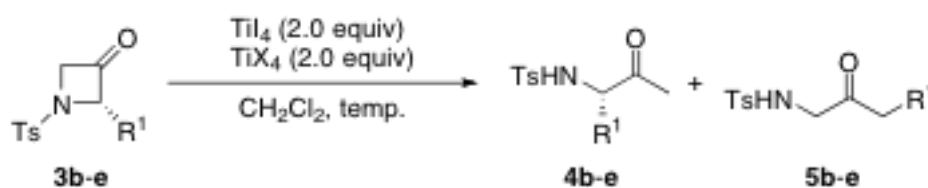
Scheme 5. Plausible Reaction Mechanism in the Ring-opening of 2,2-Dimethyl-azetid-3-ones **9a**

In the case of 2,2-dimethyl-azetid-3-ones **9a**, it seems that an electron-transfer reaction would play a significant role (Scheme 5). Initially, the disproportionation of TiI_4 gives low-valent titanium species. One-electron transfer to azetid-3-one at the C-3 position gives a radical intermediate **12A**. A ring-opening reaction proceeded via a fragmentation at the N-C(2) or N-C(4) bond. At this point, the fragmentation at the N-C(2) bond was favored because of the electronically more stabilized 2,2-dimethyl substitution. Further reduction of the intermediate leads to the corresponding titanium enolate. Also, the homolysis of the N-C(4) bond gives the less substituted enolate **12C** (path A). Alternatively, the homolysis of the

N-C(2) bond leads to the more substituted enolate **12E** (path B). In path A, the enolate **12C** could reverse to the azetidine **9a** via a re-cyclization under equilibrium.⁷ However, path B may not involve such a cyclization because of the steric hindrance. Finally, the more thermodynamically stable enolate **12E** would predominate. The enolate **12E** is hydrolyzed with water to give the α -amino ketone **11a**.

In order to facilitate the ring-opening reaction of 2-mono-substituted azetidin-3-ones at the more substituted bond, several additives were next examined. When a combined use of TiI_4 and titanium chloride (TiCl_4) or bromide (TiBr_4) was undertaken, ring-opening of several 2-mono-substituted azetidin-3-ones **3b-e** occurred at the more substituted bond to give the α -amino ketones **5b-e** preferentially.^{6b} Table 2 summarizes the results. Although TiI_4 - TiBr_4 promoted ring-opening reaction proceeded to give α -amino ketones with good to high regioselectivities, the yields were not satisfied in some cases (entries 1-4). On the other hand, when the ring-opening reactions were carried out with TiI_4 - TiCl_4 as a promoter, α -amino ketones were obtained in moderate to high yields with higher regioselectivities.

Table 2. TiI_4 - TiX_4 (X = Br or Cl) Promoted Ring-opening Reaction of 2-Mono-substituted Azetidin-3-ones

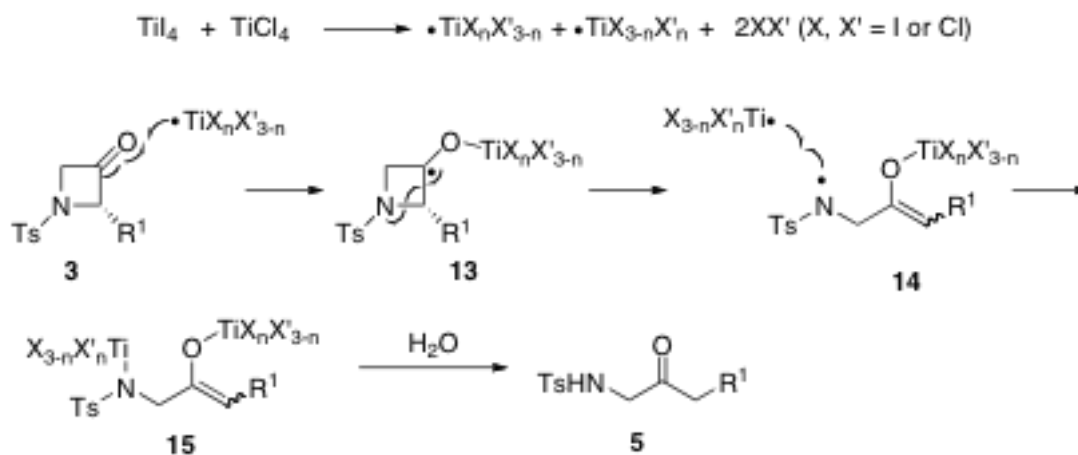


Entry	R ¹	3	X	Temp.	Time (h)	Yield (%) ^a	4:5 ^b
1	Me	3b	Br	-78 °C to rt	17	26	25:75
2	Et	3c	Br	-78 °C to rt	17	30	4:96
3	ⁱ Pr	3d	Br	-78 °C to rt	17	56	0:100
4	ⁱ Bu	3e	Br	-20 to 10 °C	15	90	16:84
5	Me	3b	Cl	0 °C to rt	17	63	9:91
6	Et	3c	Cl	0 °C to rt	17	78	4:96
7	ⁱ Pr	3d	Cl	-78 °C to rt	21	84	0:100
8	ⁱ Bu	3e	Cl	-78 °C to rt	15	88	0:100

^aEach regioisomer was not separated. ^bRatios were determined by ¹H NMR spectra.

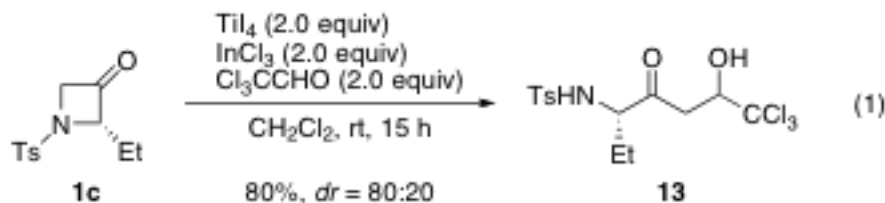
A plausible reaction mechanism is shown in Scheme 6. The disproportionation of TiI_4 and TiCl_4 gives low-valent titanium species. A one-electron transfer to 2-mono-substituted azetidin-3-one **3** at the C-3 position gives a radical intermediate **13**. The ring-opening reaction of **13** would proceed via a fragmentation at the N-C(2) bond to give the more substituted titanium enolate **15**, which is more stable

than the less substituted one, and the subsequent protonation with water to quench the reaction would give the corresponding α -amino ketone **5**.

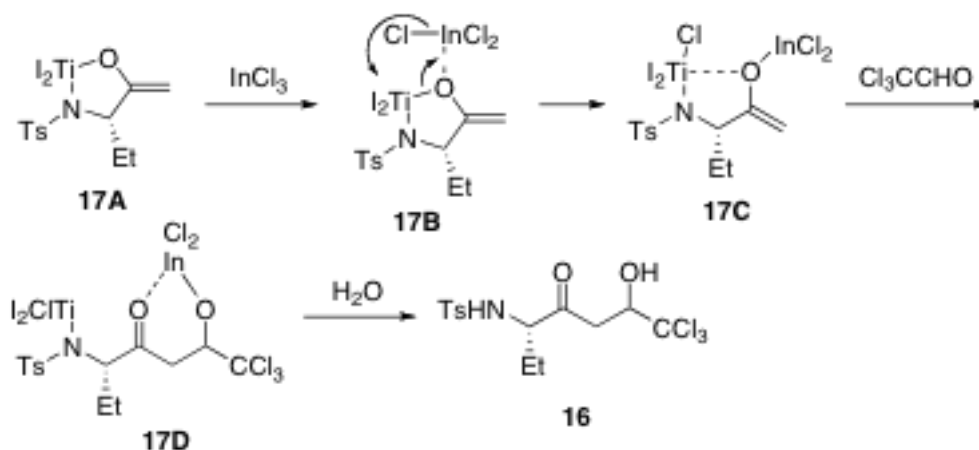


Scheme 6. Plausible Reaction Mechanism in TiI_4 - TiCl_4 Promoted Ring-opening Reaction

The reductive aldol reaction of the enolate generated in situ was next examined. TiI_4 -promoted reductive aldol reaction of 2-ethyl-azetidin-3-one **3c** with chloral proceeded smoothly in the presence of InCl_3 as a Lewis acid additive to give the adduct **16** in 80% yield with moderate diastereoselectivity (Eq. 1).

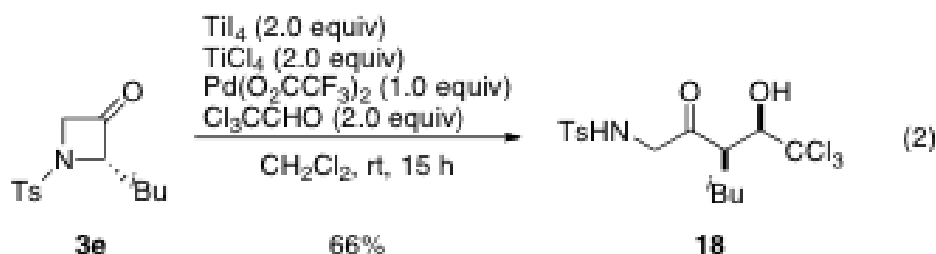


The role of InCl_3 may be explained in terms of the formation of a more reactive enolate **17C** from the stable titania cycle **17A**. Finally, the indium enolate **17C** reacts with chloral to give the aldol adduct **16**.

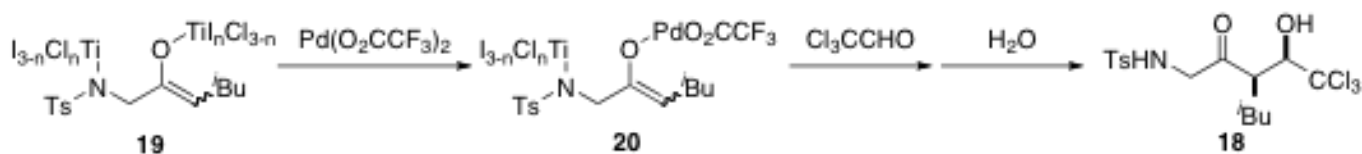


Scheme 7. Plausible Reaction Mechanism for Aldol Reaction via a Ring-opening Reaction at the Less Substituted Carbon

When the reaction of 2-isobutyl-azetidin-3-one **3e** with chloral was carried out using TiI_4 - TiCl_4 in the presence of $\text{Pd}(\text{O}_2\text{CCF}_3)_2$ as a Lewis acid additive, the aldol adduct **18** was obtained in 66% yield with *syn*-selectivity (eq. 2).

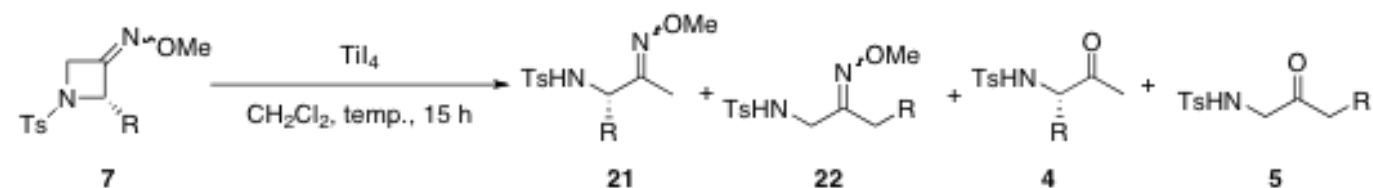


Although the role of $\text{Pd}(\text{O}_2\text{CCF}_3)_2$ is not yet clear, we presumed that a transmetalation of titanium to palladium would occur to generate the palladium enolate **20**, which would react with chloral to give the aldol adduct **18**.



Scheme 8. Plausible Reaction Mechanism for Aldol Reaction via a Ring-opening Reaction at the More Substituted Carbon

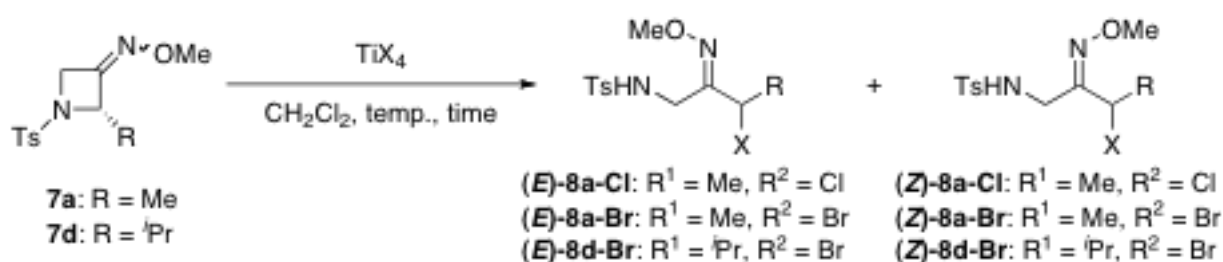
When aldehydes other than reactive chloral were used under the each aldol reaction conditions, the desired aldol adducts were obtained in low yield because of less reactivity of the metal enolates generated in situ. We next examined the ring-opening reaction of 2-mono-substituted azetidine-3-one *O*-alkyloximes to generate aza-enolates, which enhance the nucleophilicity as compared with their parent carbonyl compounds.⁸ Table 3 summarizes the results. TiI_4 -promoted ring-opening reaction of 2-mono-substituted azetidin-3-one *O*-alkyloxime proceeded at the more hindered site. The ring-opening reaction of **7a** gave α -amino ketone **5b** in 51% yield accompanied by α -amino ketone **4b** in 2% yield (entry 1). Although the ring-opening reactions of both azetidin-3-one *O*-alkyloximes **7b** and **7c** also proceeded at the more hindered site to give the α -amino ketones, the yields decreased (entries 2 and 3). In every reaction, a mixture of α -amino ketones **4** and **5** was obtained instead of the desired α -amino ketone *O*-alkyloximes probably due to the reductive cleavage of the N-O bond by TiI_4 and subsequent hydrolysis with water to quench the reaction.

Table 3. TiI₄-promoted Ring-opening Reaction of Azetidin-3-one *O*-Alkyloximes

Entry	R	7	TiI ₄ (equiv)	Temp.	Time (h)	Yield (%)			
						21	22	4	5
1	Me ^a	7a	2.0	rt	19	0	0	2	51
2	Et ^b	7b	3.0	rt	24	0	0	1	35
3	^t Bu ^c	7c	2.0	0 °C to rt	15	0	0	0	28

^a*E*:*Z* = 31:69. ^b*E*:*Z* = 33:67. ^c*E*:*Z* = 30:70.

It was of interest that the regioselectivity of the ring-opening reaction of 2-mono-substituted azetidin-3-one *O*-alkyloximes was different from that of the parent 2-mono-substituted azetidin-3-ones. We next examined the ring-opening reaction of 2-mono-substituted azetidine-3-one *O*-alkyloximes by TiCl₄ and TiBr₄ to obtain the desired α -amino ketone *O*-alkyloximes because their reducing abilities are less than that of TiI₄. TiCl₄-promoted ring-opening reaction of 2-methyl-azetidin-3-one *O*-methyloxime **7a** proceeded under the several reaction conditions to give a mixture of α -amino ketone *O*-methyloximes (*E*)- and (*Z*)-**8a-Cl** in high yields with high regioselectivities (entries 1-4). The reaction of **7a** with TiBr₄ at room temperature for 20 h gave a mixture of α -amino ketone *O*-methyloximes (*E*)- and (*Z*)-**8a-Br** in 59% yield with the same high regioselectivities as in the case with TiCl₄ (entry 5). When the reaction of **7a** was carried out at 0 °C to room temperature for 4 h, the yield increased to 93% (entry 6). Use of 1.5 equivalents of TiBr₄ gave the best 97% yield (entry 7). TiBr₄-promoted ring-opening reactions of 2-isopropylazetidin-3-one *O*-methyloxime **7d** with several *E* and *Z* ratios were carried out to give a mixture of α -amino ketone *O*-methyloximes (*E*)- and (*Z*)-**8d-Br** in good yields. (entries 9-11).

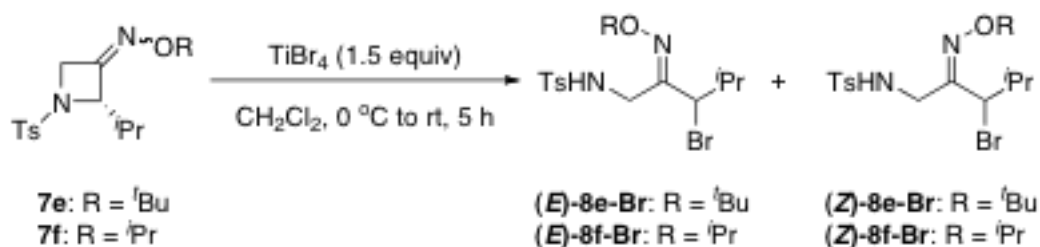
Table 4. TiCl₄ or TiBr₄-promoted Ring-opening Reaction of Azetidin-3-one *O*-Alkyloximes

Entry	R	7	X (equiv)	Temp.	Time (h)	Yield (%)	<i>E:Z</i>
1	Me ^a	7a	Cl (2.0)	rt	20	88	68:32
2	Me ^a	7a	Cl (2.0)	0 °C to rt	4	88	66:34
3	Me ^a	7a	Cl (1.5)	0 °C to rt	5	87	69:31
4	Me ^a	7a	Cl (1.0)	0 °C to rt	7	86	71:29
5	Me ^a	7a	Br (2.0)	rt	20	59	58:42
6	Me ^a	7a	Br (2.0)	0 °C to rt	4	93	62:38
7	Me ^a	7a	Br (1.5)	0 °C to rt	5	97	67:33
8	Me ^a	7a	Br (1.0)	0 °C to rt	7	58	74:26
9	ⁱ Pr ^b	7d	Br (1.5)	0 °C to rt	5	77	46:54
10	ⁱ Pr ^c	7d	Br (1.5)	0 °C to rt	5	78	53:47
11	ⁱ Pr ^d	7d	Br (1.5)	0 °C to rt	5	75	68:32

^a*E:Z* = 31:69. ^b*E:Z* = 0:100. ^c*E:Z* = 18:82. ^d*E:Z* = 100:0.

In order to improve the *E:Z* ratios, we next examined the reaction of the sterically hindered α -amino ketone *O*-alkyloxime. Table 5 summarizes the results. TiBr₄-promoted ring-opening reaction of 2-isopropyl-azetidin-3-one *O*-*tert*-butyloxime **7e** proceeded to give only the α -amino ketone *O*-*tert*-butyloxime (**E**)-**8e-Br** in moderate yields regardless of the geometry of **7e**. The reaction of 2-isopropylazetidin-3-one *O*-isopropyloxime **7f** also gave the α -amino ketone *O*-isopropyl oxime **8f-Br** in good yield with *E* selectivity regardless of the geometry of **7f**. The yields using **7e** were lower than those using **7f** because a *tert*-butyl group is more sensitive to Lewis acidic conditions than an isopropyl group.

Table 5. TiBr₄-promoted Ring-opening Reaction of Azetidin-3-one *O*-Alkyloximes



Entry	R	7	Yield (%)	<i>E:Z</i>
1	^t Bu	(<i>E</i>)- 7e	42	100:0
2	^t Bu	(<i>Z</i>)- 7e	33	100:0
3	ⁱ Pr	(<i>E</i>)- 7f	78	95:5
4	ⁱ Pr	(<i>Z</i>)- 7f	77	97:3



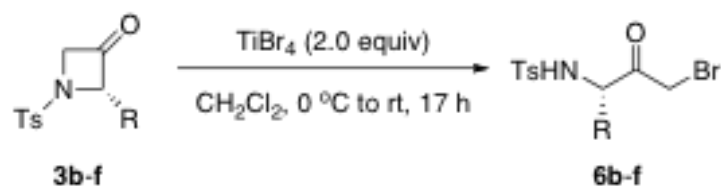
Scheme 9. Plausible Reaction Mechanism for the Ring-opening Reaction of Azetidin-3-one *O*-Alkyloximes Promoted by TiBr_4

From the results in both Tables 4 and 5, TiBr_4 activates the tosylamide nitrogen because geometry of the oxime ether did not affect the regioselectivity. An $\text{S}_{\text{N}}2$ -like reaction occurs at the carbon having a partially positive charge to generate the intermediate **24** (Scheme 9).

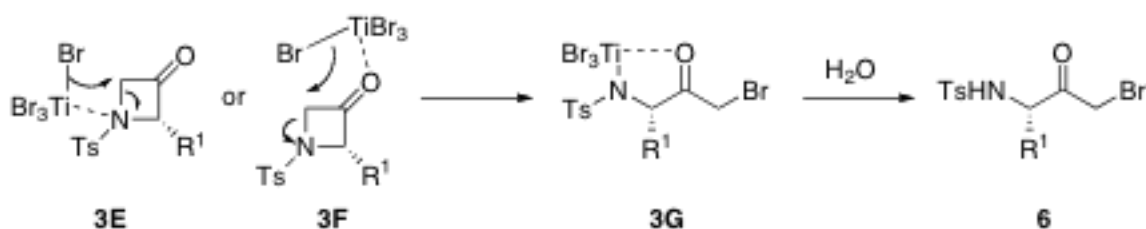
The ring-opening reactions of several azetidine-3-ones by TiBr_4 were carried out. Table 6 summarizes the results. The ring-opening reactions of several azetidin-3-ones **3** proceeded to give α -amino- α' -bromo ketones **6** in moderate to good yields with high regioselectivities.

Regarding the different regioselectivity between azetidin-3-ones and azetidin-3-one *O*-alkyloximes in TiBr_4 -promoted ring-opening reactions, we presume that one of the reasons is the difference of the electron-withdrawing ability between carbonyl and imino groups. A carbonyl group, which is more electron-withdrawing than an imino group, destabilizes the partially positive charge, and therefore, the ring-opening reactions of azetidin-3-ones **3E** or **3F** proceed by the attack of the bromide anion at the less hindered site to give the α -amino- α' -bromo ketones **6** via the intermediate **3G** (Scheme 10).

Table 6. TiBr_4 -promoted Ring-opening Reaction of Azetidin-3-ones



Entry	R	3	Yield (%)	Entry	R	3	Yield (%)
1	Me	3b	59	3	<i>i</i> Pr	3d	69
2	Et	3c	72	4	<i>i</i> Bu	3e	89



Scheme 10. Plausible Reaction Mechanism for the Ring-opening Reaction of Azetidin-3-one Promoted by TiBr_4

CONCLUSIONS

Synthesis of α -amino ketones and *O*-alkyloximes has been developed by titanium tetrahalide-promoted ring-opening reactions of 2-mono-substituted azetidin-3-ones and their *O*-alkyloximes. In the reductive ring-opening reactions of 2-mono-substituted azetidin-3-ones, an appropriate use of TiI_4 or $\text{TiI}_4\text{-TiCl}_4$ as a promoter gave α -amino ketones **4** or **5** in good yields with high regioselectivities. Reductive aldol reactions of enolates with chloral proceeded in the presence of Lewis acid additives such as InCl_3 and $\text{Pd}(\text{O}_2\text{CCF}_3)_2$ to give the aldol adducts in good yields. In TiBr_4 -promoted ring-opening reactions, while use of 2-mono-substituted azetidin-3-ones as a substrate gave α -amino- α' -bromo ketones **6** generated by the attack of the bromide anion at the less hindered site, the reaction of 2-mono-substituted azetidin-3-one *O*-alkyloximes **7** proceeded at the more hindered site to give α -amino- α' -bromo ketone *O*-alkyloximes **8** in good yields.

EXPERIMENTAL

General. Infrared spectra were recorded on a JASCO FT/IR-460 Plus spectrometer. ^1H NMR spectra were recorded on a JEOL ECX-400 spectrometer (400 MHz) or a JEOL JNM α -500 spectrometer (500 MHz) with tetramethylsilane as an internal standard. ^{13}C NMR spectra were recorded on a JEOL ECX-400 spectrometer (100.5 MHz) or a JEOL JNM α -500 spectrometer (126 MHz). Chemical shifts are reported in δ units, parts per million from the central peak of CDCl_3 (δ 77.0) as an internal reference. High resolution mass spectra (EI) were recorded on a JEOL JMS-700D mass spectrometer. Dichloromethane (CH_2Cl_2) was pre-dried with P_2O_5 , distilled from CaH_2 , and stored over molecular sieves 4A. Purification of products was performed by column chromatography on silica gel (Kanto Chemical Co. Inc., Silica Gel 60 N (spherical, neutral)) and/or preparative TLC on silica gel (Merck Kiesel Gel GF254). All reactions were carried out under an argon atmosphere. Various azetidin-3-ones were synthesized according to the previously reported literatures.⁹⁻¹³

Typical procedure (Table 1, entry 1): A solution of *N*-*p*-tosyl-azetidin-3-one (**3a**) (22.5 mg, 0.10 mmol) in CH_2Cl_2 (1.0 mL) was added to a solution of titanium tetraiodide (166.6 mg, 0.30 mmol) in CH_2Cl_2 (2.0 mL) at 0 °C. The reaction mixture was allowed to warm to ambient temperature with stirring for 15 h. The reaction was quenched with sat. aq. NaHCO_3 . The whole mixture was diluted with EtOAc (5.0 mL), followed by the addition of 10% aq. NaHSO_3 . The mixture was filtered through a Celite pad. The layers were separated, and the aqueous layer was extracted with ethyl acetate (20 mL x 3). The combined extracts were washed with brine, dried over anhydrous Na_2SO_4 , and concentrated in vacuo. The crude product was purified by preparative TLC on silica gel (*n*-hexane/ CH_2Cl_2 /Et₂O = 2/3/2) to give 1-(tosylamino)propan-2-one (**4a**) (18.2 mg, 80%).

1-(Tosylamino)propan-2-one (4a):

White solid. Mp 96-97 °C. $^1\text{H-NMR}$ (400 MHz, CDCl_3) δ = 2.11 (s, 3H), 2.42 (s, 3H), 3.85 (d, J = 4.6 Hz, 2H), 5.31 (t, J = 4.6 Hz, 1H), 7.29-7.32 (m, 2H), 7.72-7.75 (m, 2H). $^{13}\text{C-NMR}$ (100.5 MHz, CDCl_3) δ = 21.5, 27.1, 52.1, 127.1, 129.8, 136.1, 143.8, 201.0. IR (neat) 3279, 3038, 2970, 1718, 1407, 1363, 1343, 1162, 1103, 1094, 816, 706, 546 cm^{-1} . HRMS (EI): Calculated for $\text{C}_{13}\text{H}_{19}\text{NO}_3\text{S}$ (M)⁺ 227.0616, found 227.0613.

3-(Tosylamino)butan-2-one (4b):

White solid. Mp 71-72 °C. $^1\text{H-NMR}$ (400 MHz, CDCl_3) δ = 1.35 (d, J = 7.3 Hz, 3H), 2.09 (s, 3H), 2.42 (s, 3H), 3.93 (dq, J = 6.2, 7.3 Hz, 1H), 5.52 (d, J = 6.2 Hz, 1H), 7.28-7.31 (m, 2H), 7.70-7.73 (m, 2H). $^{13}\text{C-NMR}$ (100.5 MHz, CDCl_3) δ = 18.8, 21.5, 26.2, 57.6, 127.1, 129.7, 136.9, 143.7, 205.5. IR (neat) 3276, 2984, 2928, 1717, 1598, 1424, 1335, 1163, 1127, 1092, 816, 667, 551 cm^{-1} . HRMS (EI): Calculated for $\text{C}_9\text{H}_{12}\text{NO}_2\text{S}$ ($\text{M-C}_2\text{H}_3\text{O}$)⁺ 198.0589, found 198.0592.

1-(Tosylamino)butan-2-one (5b):

White solid. Mp 83-84 °C. $^1\text{H-NMR}$ (400 MHz, CDCl_3) δ = 1.03 (t, J = 7.3 Hz, 3H), 2.37 (q, J = 7.3 Hz, 2H), 2.42 (s, 3H), 3.83 (d, J = 4.6 Hz, 2H), 5.29 (t, J = 4.6 Hz, 1H), 7.29-7.32 (m, 2H), 7.72-7.75 (m, 2H). $^{13}\text{C-NMR}$ (100.5 MHz, CDCl_3) δ = 7.5, 21.5, 33.4, 51.0, 127.2, 129.8, 136.1, 143.8, 204.0. IR (neat) 3280, 2973, 2922, 1717, 1411, 1328, 1163, 1094, 814, 547 cm^{-1} . HRMS (EI): Calculated for $\text{C}_8\text{H}_{10}\text{NO}_2\text{S}$ ($\text{M-C}_3\text{H}_5\text{O}$)⁺ 184.0432, found 184.0437.

3-(Tosylamino)pentan-2-one (4c):

White solid. Mp 74-75 °C. $^1\text{H-NMR}$ (400 MHz, CDCl_3) δ = 0.86 (dd, J = 7.3, 7.3 Hz, 3H), 1.62 (ddq, J = 6.9, 7.3, 14.4 Hz, 1H), 1.87 (ddq, J = 4.8, 7.3, 14.4 Hz, 1H), 2.04 (s, 3H), 2.41 (s, 3H), 3.89 (ddd, J = 4.8, 6.6, 6.9 Hz, 1H), 5.47 (d, J = 6.6 Hz, 1H), 7.26-7.30 (m, 2H), 7.69-7.72 (m, 2H). $^{13}\text{C-NMR}$ (100.5 MHz, CDCl_3) δ = 8.7, 21.5, 25.3, 26.6, 62.8, 127.1, 129.7, 136.8, 143.6, 205.3. IR (neat) 3273, 2972, 2935, 2925, 1715, 1598, 1453, 1422, 1334, 1251, 1163, 1125, 1092, 816, 670 cm^{-1} . HRMS (EI): Calculated for $\text{C}_{10}\text{H}_{14}\text{NO}_2\text{S}$ ($\text{M-C}_2\text{H}_3\text{O}$)⁺ 212.0745, found 212.0752.

1-(Tosylamino)pentan-2-one (5c):

White solid. Mp 81-82 °C. $^1\text{H-NMR}$ (400 MHz, CDCl_3) δ = 0.84 (t, J = 7.3 Hz, 3H), 1.55 (tq, J = 7.3, 7.3 Hz, 2H), 2.31 (t, J = 7.3 Hz, 2H), 2.42 (s, 3H), 3.82 (d, J = 4.8 Hz, 2H), 5.30 (t, J = 4.8 Hz, 1H), 7.29-7.32 (m, 2H), 7.72-7.75 (m, 2H). $^{13}\text{C-NMR}$ (100.5 MHz, CDCl_3) δ = 13.5, 17.1, 21.5, 41.9, 51.4, 127.2, 129.8, 136.1, 143.8, 203.6. IR (neat) 3277, 2956, 2918, 1717, 1597, 1445, 1407, 1321, 1159, 1163, 1088, 810, 668 cm^{-1} . HRMS (EI): Calculated for $\text{C}_8\text{H}_{10}\text{NO}_2\text{S}$ ($\text{M-C}_4\text{H}_7\text{O}$)⁺ 184.0432, found 184.0435.

4-Methyl-3-(tosylamino)pentan-2-one (4d):

White solid. Mp 77-78 °C. $^1\text{H-NMR}$ (400 MHz, CDCl_3) δ = 0.72 (d, J = 6.9 Hz, 3H), 1.05 (d, J = 6.9 Hz, 3H), 1.97 (s, 3H), 2.07 (dsept, J = 3.7, 6.9 Hz, 1H), 2.41 (s, 3H), 3.81 (dd, J = 3.7, 8.7 Hz, 1H), 5.35 (d, J = 8.7 Hz, 1H), 7.26-7.29 (m, 2H), 7.67-7.70 (m, 2H). $^{13}\text{C-NMR}$ (100.5 MHz, CDCl_3) δ = 16.1, 19.9, 21.5, 27.5, 30.1, 66.9, 127.2, 129.6, 136.7, 143.6, 205.7. IR (neat) 3276, 3055, 2967, 2925, 2870, 1719, 1599, 1451, 1408, 1330, 1251, 1161, 1128, 1093, 1039, 856, 812, 670, 546 cm^{-1} . HRMS (EI): Calculated for $\text{C}_{11}\text{H}_{16}\text{NO}_2\text{S}$ ($\text{M-C}_2\text{H}_3\text{O}$) $^+$ 226.0902, found 226.0893.

4-Methyl-1-(tosylamino)pentan-2-one (5d):

White solid. Mp 63-65 °C. $^1\text{H-NMR}$ (500 MHz, CDCl_3) δ = 0.82 (d, J = 6.7 Hz, 6H), 2.03 (tsept, J = 6.7, 7.0 Hz, 1H), 2.20 (d, J = 7.0 Hz, 2H), 2.42 (s, 3H), 3.80 (d, J = 4.6 Hz, 2H), 5.35 (t, J = 4.6 Hz, 1H), 7.29-7.31 (m, 2H), 7.72-7.74 (m, 2H). $^{13}\text{C-NMR}$ (100.5 MHz, CDCl_3) δ = 21.5, 22.3, 24.7, 48.9, 51.8, 127.2, 129.8, 136.0, 143.8, 203.3. IR (neat) 3275, 2956, 2925, 2869, 1716, 1600, 1322, 1161, 1038, 814, 688 cm^{-1} . HRMS (EI): Calculated for $\text{C}_8\text{H}_{10}\text{NO}_2\text{S}$ ($\text{M-C}_5\text{H}_9\text{O}$) $^+$ 184.0432, found 184.0434.

5-Methyl-3-(tosylamino)hexan-2-one (4e):

White solid. Mp 59-60 °C. $^1\text{H-NMR}$ (400 MHz, CDCl_3) δ = 0.87 (d, J = 2.7 Hz, 3H), 0.88 (d, J = 2.7 Hz, 3H), 1.31 (ddd, J = 4.5, 9.7, 14.0 Hz, 1H), 1.42 (ddd, J = 4.0, 9.7, 14.0 Hz, 1H), 1.83 (m, 1H), 2.00 (s, 3H), 2.41 (s, 3H), 3.90 (ddd, J = 4.0, 8.4, 9.7 Hz, 1H), 5.31 (d, J = 8.4 Hz, 1H), 7.27-7.30 (m, 2H), 7.68-7.71 (m, 2H). $^{13}\text{C-NMR}$ (100.5 MHz, CDCl_3) δ = 21.4, 23.3, 24.5, 26.8, 41.2, 60.7, 127.3, 129.8, 136.8, 143.8, 206.5. IR (neat) 3238, 2957, 2875, 1722, 1597, 1161, 1088, 1039, 821, 664 cm^{-1} . HRMS (EI): Calculated for $\text{C}_{12}\text{H}_{18}\text{NO}_2\text{S}$ ($\text{M-C}_2\text{H}_3\text{O}$) $^+$ 240.1058, found 240.1061.

5-Methyl-1-(tosylamino)hexan-2-one (5e):

White solid. Mp 82-83 °C. $^1\text{H-NMR}$ (400 MHz, CDCl_3) δ = 0.83 (d, J = 6.2 Hz, 6H), 1.42 (m, 3H), 2.32 (t, J = 7.6 Hz, 2H), 2.42 (s, 3H), 3.83 (d, J = 4.5 Hz, 2H), 5.34 (t, J = 4.5 Hz, 1H), 7.29-7.32 (m, 2H), 7.72-7.75 (m, 2H). $^{13}\text{C-NMR}$ (100.5 MHz, CDCl_3) δ = 22.2, 22.3, 27.6, 32.4, 38.2, 51.3, 127.3, 129.6, 136.1, 143.9, 204.1. IR (neat) 3284, 3067, 2954, 2872, 1719, 1602, 1160, 1064, 813, 679 cm^{-1} . HRMS (EI): Calculated for $\text{C}_{13}\text{H}_{19}\text{NO}_3\text{S}$ (M) $^+$ 283.1242, found 283.1246.

4-phenyl-3-(tosylamino)butan-2-one (4f):

White semisolid. $^1\text{H-NMR}$ (400 MHz, CDCl_3) δ = 2.02 (s, 3H), 2.40 (s, 3H), 2.91 (dd, J = 6.4, 14.0 Hz, 1H), 2.98 (dd, J = 6.4, 14.0 Hz, 1H), 4.10 (dt, J = 6.4, 7.3 Hz, 1H), 5.22 (d, J = 7.3 Hz, 1H), 7.01-7.04 (m, 2H), 7.20-7.26 (m, 5H), 7.56-7.59 (m, 2H). $^{13}\text{C-NMR}$ (100.5 MHz, CDCl_3) δ = 14.5, 20.6, 31.3, 55.6, 120.1, 120.3, 121.8, 122.2, 122.7, 127.9, 129.6, 136.7, 198.8. IR (neat) 3279, 2922, 2852, 1717, 1559, 1453, 1404, 1319, 1159, 1072, 813, 665 cm^{-1} . HRMS (EI): Calculated for $\text{C}_{15}\text{H}_{16}\text{NO}_2\text{S}$ ($\text{M-C}_2\text{H}_3\text{O}$) $^+$ 274.0902, found 274.0913.

4-Phenyl-1-(tosylamino)butan-2-one (5f):

White semisolid. ¹H-NMR (400 MHz, CDCl₃) δ = 2.42 (s, 3H), 2.66 (t, *J* = 7.5 Hz, 2H), 2.85 (t, *J* = 7.5 Hz, 2H), 3.78 (d, *J* = 4.1 Hz, 2H), 5.25 (t, *J* = 4.1 Hz, 1H), 7.07-7.10 (m, 2H), 7.16-7.28 (m, 5H), 7.69-7.71 (m, 2H). ¹³C-NMR (100.5 MHz, CDCl₃) δ = 21.5, 29.4, 41.6, 51.6, 126.5, 127.1, 128.1, 128.6, 129.8, 134.1(?), 139.8, 143.8, 202.8. IR (neat) 3281, 3064, 3031, 2925, 2857, 1718, 1601, 1497, 1449, 1319, 1161, 1091, 815, 696 cm⁻¹. HRMS (EI): Calculated for C₁₃H₁₉NO₃S (M)⁺ 317.1086, found 317.1078.

3-Methyl-1-(tosylamino)butan-2-one (11a):

White solid. Mp 75-76 °C. ¹H-NMR (400 MHz, CDCl₃) δ = 1.02 (d, *J* = 7.1 Hz, 6H), 2.41 (s, 3H), 2.52 (sept, *J* = 7.1 Hz, 1H), 3.88 (d, *J* = 4.6 Hz, 2H), 5.30 (t, *J* = 4.6 Hz, 1H), 7.28-7.30 (m, 2H), 7.71-7.73 (m, 2H). ¹³C-NMR (100.5 MHz, CDCl₃) δ = 18.0, 21.5, 38.8, 49.4, 127.2, 129.7, 136.1, 143.8, 207.3. IR (neat) 3291, 3042, 2975, 2924, 2869, 1705, 1599, 1405, 1347, 1251, 1166, 1032, 808, 668 cm⁻¹. HRMS (EI): Calculated for C₈H₁₀NO₂S (M-C₄H₇O)⁺ 184.0432, found 184.0423.

1-Cyclohexyl-2-(tosylamino)ethanone (11b):

White solid; Mp 85-86 °C. ¹H-NMR (400 MHz, CDCl₃) δ = 1.36 (m, 5H), 1.67 (m, 5H), 2.27 (m, 1H), 2.42 (s, 3H), 3.88 (d, *J* = 4.2 Hz, 2H), 5.36 (t, *J* = 4.2 Hz, 1H), 7.25-7.35 (m, 2H), 7.68-7.77 (m, 2H). ¹³C-NMR (100.5 MHz, CDCl₃) δ = 21.5, 25.3, 28.1, 48.4, 49.6, 127.2, 129.7, 136.0, 143.7, 206.5. IR (neat) 3285, 3042, 2939, 2921, 1717, 1598, 1455, 1411, 1321, 1167, 817, 710, 667 cm⁻¹. HRMS (EI): Calculated for C₈H₁₀NO₂S (M-C₇H₁₁O)⁺ 184.0432, found 184.0432.

Typical procedure (Table 2, entry 8): To TiI₄ (222 mg, 0.40 mmol) was added TiCl₄ (0.04 mL, 0.4 mmol) and CH₂Cl₂ (1.0 mL) at room temperature. The mixture was cooled to -78 °C and to it was added a solution of (*S*)-2-isobutyl-*N-p*-tosylazetid-3-one (**3e**) (56.2 mg, 0.20 mmol) in CH₂Cl₂ (1.0 mL) at -78 °C. The resulting mixture was gradually warmed up to room temperature during 15 h and sat. aq. NaHCO₃, EtOAc (5.0 mL), and 10% aq. NaHSO₃ were added to quench the reaction. The mixture was filtrated through a Celite pad. The layers were separated and the aqueous layer was extracted with EtOAc (20 mL x 3). The combined organic extracts were washed with brine, dried over anhydrous Na₂SO₄, and concentrated in vacuo to give a crude product. Purification on silica gel TLC (*n*-hexane/CH₂Cl₂/Et₂O = 5/3/2) gave 5-methyl-1-(tosylamino)hexan-2-one (**5e**) (88%, 24.9 mg).

Reductive aldol reaction (Eq. 1): A solution of *N-p*-tosyl-2-ethylazetid-3-one (**3c**) (50.6 mg, 0.20 mmol) in CH₂Cl₂ (1.0 mL) and a solution of chloral (58.8 mg, 0.40 mmol) in CH₂Cl₂ (1.0 mL) were added to a mixture of titanium tetraiodide (222.2 mg, 0.40 mmol) and indium trichloride (88.4 mg, 0.40 mmol) in CH₂Cl₂ (1.0 mL) at rt. The reaction mixture was stirred for 15 h. The reaction was quenched

with sat. aq. NaHCO₃. The whole mixture was diluted with EtOAc (5.0 mL), followed by the addition of 10% aq. NaHSO₃. The mixture was filtered through a Celite pad. The layers were separated, and the aqueous layer was extracted with ethyl acetate (20 mL x 3). The combined extracts were washed with brine, dried over anhydrous Na₂SO₄, and concentrated in vacuo. The crude product was purified by preparative TLC on silica gel (developed once with *n*-hexane/CH₂Cl₂/Et₂O = 3/3/2) to give 1,1,1-trichloro-2-hydroxy-5-(tosylamino)heptan-4-one (**16**) (64.2 mg, 80%, *dr* = 80:20).

1,1,1-Trichloro-2-hydroxy-5-(tosylamino)heptan-4-one (16)-(upper):

White solid. Mp 111-112 °C. ¹H-NMR (400 MHz, CDCl₃) δ = 0.90 (t, *J* = 7.3 Hz, 3H), 1.05 (d, *J* = 6.9 Hz, 3H), 2.13 (dsept, *J* = 3.7, 6.9 Hz, 1H), 2.39 (s, 3H), 2.57 (ddd, *J* = 1.8, 1.8, 17.4 Hz, 1H), 2.88 (dd, *J* = 9.2, 17.4 Hz, 1H), 3.12 (dd, *J* = 1.8, 4.6 Hz, 1H), 3.83 (dd, *J* = 3.7, 9.6 Hz, 1H), 4.40 (ddd, *J* = 1.8, 4.6, 9.2 Hz, 1H), 5.32 (d, *J* = 9.6 Hz, 1H), 7.26-7.29 (m, 2H), 7.68-7.71 (m, 2H). ¹³C-NMR (100.5 MHz, CDCl₃) δ = 16.1, 19.9, 21.5, 29.8, 42.9, 66.4, 78.2, 127.4, 129.8, 136.5, 143.9, 204.9. IR (neat) 3519, 3320, 3046, 2971, 1916, 1715, 1598, 1349, 1164, 1038, 673, 576 cm⁻¹. HRMS (EI): Calculated for C₁₀H₁₄NO₂S (M-C₄H₄Cl₃O₂)⁺ 212.0745, found 212.0765.

1,1,1-Trichloro-2-hydroxy-5-(tosylamino)heptan-4-one (16)-(lower):

White solid. Mp 111-112 °C. ¹H-NMR (400 MHz, CDCl₃) δ = 0.90 (dd, *J* = 7.3, 7.3 Hz, 3H), 1.58 (ddq, *J* = 6.9, 7.3, 14.6 Hz, 1H), 1.87 (ddq, *J* = 4.6, 7.3, 14.6 Hz, 1H), 2.40 (s, 3H), 2.72 (ddd, *J* = 1.2, 2.3, 17.6 Hz, 1H), 2.88 (dd, *J* = 8.7, 17.6 Hz, 1H), 3.11 (dd, *J* = 1.2, 4.6 Hz, 1H), 3.93 (ddd, *J* = 4.6, 6.9, 8.0 Hz, 1H), 4.47 (ddd, *J* = 2.3, 4.6, 8.7 Hz, 1H), 5.35 (d, *J* = 8.0 Hz, 1H), 7.27-7.31 (m, 2H), 7.70-7.73 (m, 2H). ¹³C-NMR (100.5 MHz, CDCl₃) δ = 9.1, 21.5, 25.0, 42.2, 62.6, 78.3, 102.1, 127.3, 129.8, 136.7, 143.9, 204.8. IR (neat) 3471, 3255, 2969, 2928, 2885, 1719, 1598, 1293, 1167, 1091, 808, 664 cm⁻¹. HRMS (EI): Calculated for C₁₀H₁₄NO₂S (M-C₄H₄Cl₃O₂)⁺ 212.0745, found 212.0765.

Reductive aldol reaction (Eq. 2): To a mixture of TiI₄ (111 mg, 0.20 mmol), TiCl₄ (0.02 mL, 0.2 mmol), and Pd(O₂CCF₃)₂ (33.2 mg, 0.10 mmol) was added CH₂Cl₂ (1.0 mL) at rt. The mixture was cooled to 0 °C and to it was added successively a solution of (*S*)-2-isobutyl-*N*-*p*-tosylazetid-3-one (**3e**) (28.1 mg, 0.10 mmol) in CH₂Cl₂ (1.0 mL) and that of chloral (29.4 mg, 0.20 mmol) in CH₂Cl₂ (1.0 mL) at 0 °C. The resulting mixture was gradually warmed up to room temperature during 15 h and sat. aq. NaHCO₃, EtOAc (5.0 mL), and 10% aq. NaHSO₃ were added successively to quench the reaction. The mixture was filtrated through a Celite pad. The layers were separated and the aqueous layer was extracted with EtOAc (20 mL x 3). The combined organic extracts were washed with brine, dried over anhydrous Na₂SO₄, and concentrated in vacuo to give a crude product. Purification on silica gel TLC (*n*-hexane/CH₂Cl₂/Et₂O =

2/3/2, twice) gave (*R*^{*})-3-((*R*^{*})-2,2,2-trichloro-1-hydroxyethyl)-5-methyl-1-(tosylamino)hexan-2-one (**18**) (28.5 mg, 66%).

(*R*^{*})-3-((*R*^{*})-2,2,2-trichloro-1-hydroxyethyl)-5-methyl-1-(tosylamino)hexan-2-one (18**):**

White solid. Mp 99-100 °C. ¹H NMR (400 MHz, CDCl₃): δ = 0.88 (d, *J* = 6.4 Hz, 3H), 0.92 (d, *J* = 6.6 Hz, 3H), 1.31-1.37 (m, 1H), 1.40-1.50 (m, 1H), 1.58-1.65 (m, 1H), 2.43 (s, 3H), 3.31 (ddd, *J* = 1.7, 6.3, 8.0 Hz, 1H), 3.98 (dd, *J* = 4.4, 20.0 Hz, 1H), 4.04 (dd, *J* = 4.4, 20.0 Hz, 1H), 4.11 (dd, *J* = 1.7, 9.0 Hz, 1H), 4.79 (d, *J* = 9.0 Hz, 1H), 5.28 (t, *J* = 4.4 Hz, 1H), 7.29-7.31 (m, 2H), 7.72-7.74 (m, 2H). ¹³C NMR (100.5 MHz, CDCl₃): δ = 21.5, 21.9, 22.5, 25.4, 40.0, 44.8, 52.8, 85.2, 102.4, 127.3, 129.8, 135.9, 144.1, 209.0. IR (KBr): 3478, 3278, 2933, 2870, 1703, 1321, 1166, 1096, 934, 809, 782, 662, 588 cm⁻¹. HRMS (EI): Calculated for C₁₆H₂₂Cl₃NO₄S (M)⁺ 429.0335, found 429.0346.

Typical procedure for the synthesis of azetidin-3-one *O*-alkyloximes: Pyridine (1.0 mL) was added to a solution of 2-methyl-1-tosylazetidin-3-one (**3b**) (837.5 mg, 3.5 mmol), *O*-methylhydroxylamine hydrochloride (584.6 mg, 7.0 mmol) and Na₂SO₄ (994.0 mg, 7.0 mmol) in CH₂Cl₂ (2.0 mL) at ambient temperature. The reaction mixture was stirring for 24 h. The reaction was quenched with H₂O. The whole mixture was diluted with EtOAc (15.0 mL). The layers were separated, and the aqueous layer was extracted with ethyl acetate (20 mL x 3). The combined extracts were washed with brine, dried over anhydrous Na₂SO₄, and concentrated in vacuo. The crude product was purified flash column chromatography (*n*-hexane/CH₂Cl₂/Et₂O = 4/3/2) to give 2-methyl-1-tosylazetidine-3-one *O*-methyloxime (**7a**) (911.0 mg, 97%, *E*:*Z* = 31:69).

2-Methyl-1-tosylazetidin-3-one *O*-methyloxime (7a**):**

97%, *E*:*Z* = 31:69. White solid. Mp 52-53 °C. ¹H NMR (400 MHz, CDCl₃): δ = 1.49 (d, *J* = 6.4 Hz, 2.07 H), 1.55 (d, *J* = 6.4 Hz, 0.93 H), 2.44 (s, 3H), 3.75 (s, 0.93 H), 3.77 (s, 2.07H), 4.23-4.27 (m, 1H), 4.41 (dd, *J* = 3.1, 13.7 Hz, 0.31H), 4.47 (dd, *J* = 3.7, 14.7 Hz, 0.69H), 4.66-4.73 (m, 1H), 7.34-7.36 (m, 2H), 7.71-7.74 (m, 2H). ¹³C NMR (126 MHz, CDCl₃): δ = 18.1, 18.8, 21.6, 56.2, 56.7, 62.2, 62.3, 68.7, 69.3, 128.3, 128.4, 130.0, 131.9, 144.6, 148.7, 149.5. IR (neat): 2979, 2937, 2904, 2819, 1596, 1445, 1349, 1165, 1094, 1056, 1025, 977, 881, 818, 760, 710, 675, 626 cm⁻¹. HRMS (EI): Calculated for C₁₂H₁₆N₂O₃S (M)⁺ 268.0882, found 268.0870.

2-Ethyl-1-tosylazetidin-3-one *O*-methyloxime (7b**):**

98%, *E*:*Z* = 33:67. White solid. Mp 86-87 °C. ¹H NMR (400 MHz, CDCl₃): δ = 1.00-1.04 (m, 3H), 1.83-1.90 (m, 2H), 2.44 (s, 3H), 3.75 (s, 0.99 H), 3.77 (s, 2.01H), 4.24-4.28 (m, 1H), 4.41 (dd, *J* = 3.7, 14.2 Hz, 0.33H), 4.43 (dd, *J* = 3.7, 15.1 Hz, 0.67H), 4.59-4.64 (m, 0.67H), 4.72-4.76 (m, 0.33H),

7.34-7.36 (m, 2H), 7.71-7.73 (m, 2H). ^{13}C NMR (126 MHz, CDCl_3): δ = 8.6, 8.7, 21.6, 24.4, 26.2, 56.6, 56.9, 62.2, 62.3, 73.8, 74.6, 128.3, 128.3, 129.9, 132.0, 144.5, 147.5, 148.9. IR (neat): cm^{-1} 2971, 2939, 2879, 2820, 1597, 1458, 1350, 1165, 1094, 1037, 885, 817, 711, 674, 619, 581. HRMS (EI): Calculated for $\text{C}_{13}\text{H}_{18}\text{N}_2\text{O}_3\text{S}$ (M) $^+$ 282.1038, found 282.1032.

2-Isobutyl-1-tosylazetididin-3-one *O*-methyloxime (7c):

96%, *E:Z* = 30:70. White solid. Mp 84-85 °C. ^1H NMR (400 MHz, CDCl_3): δ = 0.90-0.96 (m, 6H), 1.69-1.82 (m, 2H), 1.86-2.00 (m, 1H), 2.44 (s, 3H), 3.75 (s, 0.90H), 3.76 (s, 2.10H), 4.27 (dd, J = 1.8, 15.1 Hz, 0.70H), 4.29 (dd, J = 1.4, 14.2 Hz, 0.30H), 4.42 (dd, J = 3.7, 14.2 Hz, 0.30H), 4.29 (dd, J = 3.7, 15.1 Hz, 0.70H), 4.64-4.69 (m, 0.70H), 4.71-4.74 (m, 0.30H), 7.35-7.37 (m, 2H), 7.71-7.73 (m, 2H). ^{13}C NMR (126 MHz, CDCl_3): δ = 21.6, 22.5, 22.7, 23.1, 24.2, 24.3, 40.6, 42.5, 56.6, 56.8, 62.3, 71.4, 72.3, 128.3, 128.4, 129.9, 131.9, 132.1, 144.5, 144.5, 148.5, 149.6. IR (neat): cm^{-1} 2958, 2871, 2819, 1596, 1559, 1465, 1352, 1165, 1093, 1038, 886, 817, 710, 677, 617, 577. HRMS (EI): Calculated for $\text{C}_{15}\text{H}_{22}\text{N}_2\text{O}_3\text{S}$ (M) $^+$ 310.1351, found 310.1339.

The yield of **7d** was 84%. (*E*)-**7d** was 15%. (*Z*)-**7d** was 69%. *E:Z* = 18:82.

(*E*)-2-Isopropyl-1-tosylazetididin-3-one *O*-methyloxime [(*E*)-7d]:

Colorless semisolid. ^1H NMR (400 MHz, CDCl_3): δ = 1.03 (d, J = 6.9 Hz, 3H), 1.03 (d, J = 7.3 Hz, 3H), 2.22-2.29 (m, 1H), 2.44 (s, 3H), 3.75 (s, 3H), 4.29 (dd, J = 1.3, 14.2 Hz, 1H), 4.34 (dd, J = 3.2, 14.2 Hz, 1H), 4.64-4.66 (m, 1H), 7.34-7.36 (m, 2H), 7.71-7.73 (m, 2H). ^{13}C NMR (126 MHz, CDCl_3): δ = 17.6, 18.2, 21.6, 30.2, 57.1, 62.2, 79.5, 128.3, 129.9, 132.4, 144.4, 147.2. IR (neat): 2966, 2937, 2898, 2876, 2819, 1598, 1463, 1351, 1165, 1093, 1046, 880, 818, 711, 676, 626, 600 cm^{-1} . HRMS (EI): Calculated for $\text{C}_{14}\text{H}_{20}\text{N}_2\text{O}_3\text{S}$ (M) $^+$ 296.1195, found 296.1196.

(*Z*)-2-Isopropyl-1-tosylazetididin-3-one *O*-methyloxime [(*Z*)-7d]:

White solid. Mp 54-55 °C. ^1H NMR (400 MHz, CDCl_3): δ = 1.00 (d, J = 6.9 Hz, 3H), 1.02 (d, J = 6.8 Hz, 3H), 2.02-2.10 (m, 1H), 2.41 (s, 3H), 3.74 (s, 3H), 4.26 (dd, J = 1.4, 15.1 Hz, 1H), 4.36 (dd, J = 3.7, 15.1 Hz, 1H), 4.48-4.50 (m, 1H), 7.32-7.34 (m, 2H), 7.69-7.71 (m, 2H). ^{13}C NMR (126 MHz, CDCl_3): δ = 16.9, 18.0, 21.5, 31.5, 57.0, 62.2, 77.9, 128.3, 129.9, 132.2, 144.4, 148.3. IR (neat): 2966, 2938, 2901, 2877, 2819, 1598, 1495, 1466, 1389, 1351, 1165, 1094, 1046, 882, 817, 711, 690, 661, 597 cm^{-1} . HRMS (EI): Calculated for $\text{C}_{14}\text{H}_{20}\text{N}_2\text{O}_3\text{S}$ (M) $^+$ 296.1195, found 296.1189.

The yield of **7e** was 98%. (*E*)-**7e** was 27%. (*Z*)-**7e** was 71%. *E:Z* = 28:72.

(*E*)-2-Isopropyl-1-tosylazetididin-3-one *O*-*tert*-butyloxime [(*E*)-7e]:

White solid. Mp 106-107 °C. δ = 1.03 (d, J = 6.9 Hz, 3H), 1.04 (d, J = 6.8 Hz, 3H), 1.17 (s, 9H), 2.21-2.29 (m, 1H), 2.44 (s, 3H), 4.30 (dd, J = 1.9, 14.2 Hz, 1H), 4.35 (dd, J = 3.2, 15.1 Hz, 1H), 4.63-4.65 (m, 1H), 7.34-7.36 (m, 2H), 7.72-7.74 (m, 2H). ^{13}C NMR (100.5 MHz, CDCl_3): δ = 17.8, 18.0, 21.6, 27.3, 30.3, 57.4, 79.3, 79.7, 128.3, 129.9, 132.6, 144.2, 145.3. IR (neat): 2974, 2928, 2873, 1559, 1507, 1455, 1367, 1348, 1188, 1163, 1100, 1033, 945, 818, 710, 677, 612 cm^{-1} . HRMS (EI): Calculated for $\text{C}_{17}\text{H}_{26}\text{N}_2\text{O}_3\text{S}$ (M)⁺ 338.1664, found 338.1663.

(Z)-2-Isopropyl-1-tosylazetid-3-one O-tert-butyloxime [(Z)-7e]:

White solid. Mp 73-74 °C. ^1H NMR (400 MHz, CDCl_3): δ = 1.00 (d, J = 6.9 Hz, 3H), 1.02 (d, J = 6.8 Hz, 3H), 1.17 (s, 9H), 2.03-2.14 (m, 1H), 2.43 (s, 3H), 4.26 (dd, J = 1.0, 14.6 Hz, 1H), 4.37 (dd, J = 3.2, 14.6 Hz, 1H), 4.53-4.55 (m, 1H), 7.33-7.35 (m, 2H), 7.72-7.74 (m, 2H). ^{13}C NMR (100.5 MHz, CDCl_3): δ = 16.8, 18.2, 21.6, 27.2, 31.5, 57.3, 78.1, 79.0, 128.3, 129.8, 132.5, 144.2, 146.5. IR (neat): 2973, 2929, 2876, 1560, 1507, 1458, 1354, 1164, 1094, 1021, 952, 815, 710, 680, 600 cm^{-1} . HRMS (EI): Calculated for $\text{C}_{17}\text{H}_{26}\text{N}_2\text{O}_3\text{S}$ (M)⁺ 338.1664, found 338.1655.

The yield of **7f** was 94%. (**E**)-**7f** was 21%. (**Z**)-**7f** was 73%. *E*:*Z* = 22:78.

(E)-2-Isopropyl-1-tosylazetid-3-one O-isopropoxyloxime [(E)-7f]:

White solid. Mp 56-57 °C. ^1H NMR (400 MHz, CDCl_3): δ = 1.03 (d, J = 5.0 Hz, 3H), 1.05 (d, J = 5.0 Hz, 3H), 1.12 (d, J = 6.4 Hz, 3H), 1.15 (d, J = 6.4 Hz, 3H), 2.22-2.30 (m, 1H), 2.44 (s, 3H), 4.19 (sept, J = 6.4 Hz, 1H), 4.29 (dd, J = 1.8, 14.2 Hz, 1H), 4.35 (dd, J = 3.7, 14.2 Hz, 1H), 4.63-4.65 (m, 1H), 7.34-7.36 (m, 2H), 7.72-7.74 (m, 2H). ^{13}C NMR (126 MHz, CDCl_3): δ = 17.8, 18.0, 21.3, 21.5, 21.6, 30.2, 57.3, 76.2, 79.6, 128.3, 129.9, 132.5, 144.3, 146.1. IR (neat): 2972, 2932, 2875, 1598, 1455, 1352, 1166, 1118, 1093, 1016, 970, 816, 710, 674, 660, 616 cm^{-1} . HRMS (EI): Calculated for $\text{C}_{16}\text{H}_{24}\text{N}_2\text{O}_3\text{S}$ (M)⁺ 324.1508, found 324.1505.

(Z)-2-Isopropyl-1-tosylazetid-3-one O-isopropoxyloxime [(Z)-7f]:

White solid. Mp 68-69 °C. ^1H NMR (400 MHz, CDCl_3): δ = 1.01 (d, J = 6.9 Hz, 3H), 1.03 (d, J = 6.9 Hz, 3H), 1.10 (d, J = 6.4 Hz, 3H), 1.13 (d, J = 6.0 Hz, 3H), 2.03-2.13 (m, 1H), 2.42 (s, 3H), 4.19 (sept, J = 6.4 Hz, 1H), 4.27 (dd, J = 1.8, 15.1 Hz, 1H), 4.36 (dd, J = 3.7, 15.1 Hz, 1H), 4.50-4.53 (m, 1H), 7.32-7.34 (m, 2H), 7.70-7.72 (m, 2H). ^{13}C NMR (126 MHz, CDCl_3): δ = 16.9, 18.1, 21.2, 21.4, 21.5, 31.5, 57.3, 75.9, 78.0, 128.3, 129.8, 132.4, 144.3, 147.4. IR (neat): 2973, 2931, 2876, 1599, 1496, 1467, 1350, 1164, 1115, 1018, 966, 891, 849, 817, 710, 685, 660, 600 cm^{-1} . HRMS (EI): Calculated for $\text{C}_{16}\text{H}_{24}\text{N}_2\text{O}_3\text{S}$ (M)⁺ 324.1508, found 324.1499.

Typical procedure (Table 5, entry 4)

A solution of (*Z*)-2-isopropyl-1-tosylazetid-3-one *O*-isopropylloxime [(*Z*)-7f] (32.4 mg, 0.10 mmol) in CH₂Cl₂ (1.0 mL) was added to a solution of titanium tetrabromide (55.1 mg, 0.15 mmol) in CH₂Cl₂ (1.0 mL) at 0°C. The reaction mixture was allowed to warm to ambient temperature with stirring for 5 h. The reaction was quenched with sat. aq. NaHCO₃. The whole mixture was diluted with EtOAc (5.0 mL). The mixture was filtered through a Celite pad. The layers were separated, and the aqueous layer was extracted with ethyl acetate (20 mL x 3). The combined extracts were washed with brine, dried over anhydrous Na₂SO₄, and concentrated in vacuo. The crude product was purified by preparative TLC on silica gel (*n*-hexane/CH₂Cl₂/Et₂O = 4/3/2) to give the mixture of (*Z*)- and (*E*)-3-bromo-4-methyl-1-(tosylamino)pentan-2-ones [(*E*)- and (*Z*)-8f-Br] (31.2 mg, 77%, *E/Z* = 97:3).

(*E*)-3-Chloro-1-(tosylamino)butan-2-one *O*-methyloxime [(*E*)-8a-Cl]:

Colorless semisolid. ¹H NMR (400 MHz, CDCl₃): δ = 1.59 (d, *J* = 6.9 Hz, 3H), 2.43 (s, 3H), 3.67 (dd, *J* = 6.4, 15.1 Hz, 1H), 3.85 (s, 3H), 3.92 (dd, *J* = 7.3, 15.1 Hz, 1H), 4.62 (q, *J* = 6.9 Hz, 1H), 5.19-5.22 (m, 1H), 7.31-7.33 (m, 2H), 7.73-7.76 (m, 2H). ¹³C NMR (100.5 MHz, CDCl₃): δ = 21.3, 21.5, 38.4, 55.8, 62.5, 127.1, 129.8, 136.5, 143.8, 154.2. IR (neat): 3289, 2981, 2939, 2901, 2873, 2820, 1598, 1494, 1443, 1331, 1219, 1162, 1093, 1042, 997, 907, 815, 667 cm⁻¹. HRMS (EI): Calculated for C₁₂H₁₇ClN₂O₃S (M)⁺ 304.0648, found 304.0644.

(*Z*)-3-Chloro-1-(tosylamino)butan-2-one *O*-methyloxime [(*Z*)-8a-Cl]:

Colorless semisolid. ¹H NMR (400 MHz, CDCl₃): δ = 1.42 (d, *J* = 6.9 Hz, 3H), 2.42 (s, 3H), 3.81 (s, 3H), 3.87 (dd, *J* = 6.0, 16.5 Hz, 1H), 3.94 (dd, *J* = 4.6, 16.5 Hz, 1H), 5.12-5.14 (m, 1H), 5.23 (q, *J* = 6.9 Hz, 1H), 7.29-7.31 (m, 2H), 7.74-7.77 (m, 2H). ¹³C NMR (100.5 MHz, CDCl₃): δ = 21.5, 21.7, 41.4, 47.9, 62.5, 127.3, 129.7, 136.4, 143.7, 152.3. IR (neat): 3287, 2979, 2938, 2901, 2873, 2823, 1598, 1493, 1444, 1332, 1229, 1163, 1094, 1043, 909, 814, 666 cm⁻¹. HRMS (EI): Calculated for C₁₂H₁₇ClN₂O₃S (M)⁺ 304.0648, found 304.0655.

(*E*)-3-Bromo-1-(tosylamino)butan-2-one *O*-methyloxime [(*E*)-8a-Br]:

Colorless semisolid. ¹H NMR (400 MHz, CDCl₃): δ = 1.76 (d, *J* = 6.9 Hz, 3H), 2.44 (s, 3H), 3.67 (dd, *J* = 6.4, 15.1 Hz, 1H), 3.86 (s, 3H), 3.96 (dd, *J* = 7.4, 15.1 Hz, 1H), 4.71 (q, *J* = 6.9 Hz, 1H), 5.27-5.30 (m, 1H), 7.32-7.34 (m, 2H), 7.74-7.76 (m, 2H). ¹³C NMR (100.5 MHz, CDCl₃): δ = 21.5, 21.9, 39.2, 46.2, 62.5, 127.1, 129.8, 136.5, 143.8, 154.7. IR (neat): 3290, 2977, 2938, 2821, 1598, 1494, 1442, 1331, 1162, 1092, 1041, 991, 815, 669 cm⁻¹. HRMS (EI): Calculated for C₁₂H₁₇BrN₂O₃S (M)⁺ 348.0143, found 348.0131.

(*Z*)-3-Bromo-1-(tosylamino)butan-2-one *O*-methyloxime [(*Z*)-8a-Br]:

Colorless semisolid. ^1H NMR (400 MHz, CDCl_3): δ = 1.65 (d, J = 6.9 Hz, 3H), 2.43 (s, 3H), 3.83 (s, 3H), 3.89 (dd, J = 5.9, 16.5 Hz, 1H), 3.99 (dd, J = 5.0, 16.5 Hz, 1H), 5.11-5.14 (m, 1H), 5.26 (q, J = 6.9 Hz, 1H), 7.30-7.32 (m, 2H), 7.76-7.78 (m, 2H). ^{13}C NMR (100.5 MHz, CDCl_3): δ = 21.5, 22.0, 35.3, 41.6, 62.6, 127.3, 129.7, 136.4, 143.6, 152.0. IR (neat): 3286, 2972, 2937, 2867, 2821, 1598, 1442, 1332, 1162, 1093, 1598, 1442, 1332, 1162, 1093, 1047, 910, 813, 666 cm^{-1} . HRMS (EI): Calculated for $\text{C}_{12}\text{H}_{17}\text{BrN}_2\text{O}_3\text{S}$ (M) $^+$ 348.0143, found 348.0129.

(E)-3-Bromo-4-methyl-1-(tosylamino)pentan-2-one O-methyloxime [(E)-8d-Br]:

White solid. Mp 107-108 $^\circ\text{C}$. ^1H NMR (400 MHz, CDCl_3): δ = 0.96 (d, J = 6.9 Hz, 3H), 1.13 (d, J = 6.4 Hz, 3H), 2.11-2.20 (m, 1H), 2.44 (s, 3H), 3.65 (dd, J = 5.5, 14.2 Hz, 1H), 3.82-3.88 [m, 4H, including a singlet of OCH_3 at δ = 3.85 (3H)], 4.25 (d, J = 9.6 Hz, 1H), 5.24-5.27 (m, 1H), 7.32-7.34 (m, 2H), 7.75-7.78 (m, 2H). ^{13}C NMR (100.5 MHz, CDCl_3): δ = 20.6, 21.3, 21.5, 32.6, 39.0, 60.6, 62.6, 127.2, 129.8, 136.4, 143.8, 153.9. IR (neat): 3272, 2968, 2937, 2871, 2822, 1595, 1493, 1457, 1410, 1334, 1210, 1164, 1094, 1047, 998, 908, 865, 835, 819, 663, 607 cm^{-1} . HRMS (EI): Calculated for $\text{C}_{14}\text{H}_{21}\text{BrN}_2\text{O}_3\text{S}$ (M-Br) $^+$ 297.1273, found 297.1261.

(Z)-1-Bromo-4-methyl-3-(tosylamino)pentan-2-one O-methyloxime [(Z)-8d-Br]:

Colorless semisolid. ^1H NMR (400 MHz, CDCl_3): δ = 0.81 (d, J = 6.4 Hz, 3H), 1.07 (d, J = 6.4 Hz, 3H), 1.89-1.99 (m, 1H), 2.43 (s, 3H), 3.82 (dd, J = 5.9, 16.4 Hz, 1H), 3.82 (s, 3H), 4.04 (dd, J = 4.5, 16.4 Hz, 1H), 4.88 (d, J = 10.0 Hz, 1H), 5.19-5.21 (m, 1H), 7.29-7.31 (m, 2H), 7.76-7.78 (m, 2H). ^{13}C NMR (100.5 MHz, CDCl_3): δ = 19.5, 21.1, 21.5, 32.3, 42.1, 49.2, 62.5, 127.3, 129.7, 136.4, 143.6, 151.3. IR (neat): 3287, 2967, 2936, 2873, 2821, 1598, 1494, 1460, 1334, 1162, 1093, 1050, 910, 868, 815, 706, 668 cm^{-1} . HRMS (EI): Calculated for $\text{C}_{14}\text{H}_{21}\text{N}_2\text{O}_3\text{S}$ (M-Br) $^+$ 297.1273, found 297.1273.

(E)-3-Bromo-4-methyl-1-(tosylamino)pentan-2-one O-tert-butyloxime [(E)-8e-Br]:

Colorless semisolid. ^1H NMR (400 MHz, CDCl_3): δ = 0.95 (d, J = 6.4 Hz, 3H), 1.13 (d, J = 6.9 Hz, 3H), 1.24 (s, 9H), 2.10-2.19 (m, 1H), 2.44 (s, 3H), 3.61 (dd, J = 5.5, 13.7 Hz, 1H), 3.84 (dd, J = 7.8, 13.7 Hz, 1H), 4.30 (d, J = 9.1 Hz, 1H), 5.27-5.30 (m, 1H), 7.32-7.34 (m, 2H), 7.74-7.77 (m, 2H). ^{13}C NMR (100.5 MHz, CDCl_3): δ = 20.5, 21.3, 21.5, 27.4, 32.5, 39.4, 61.5, 80.5, 127.2, 129.8, 136.3, 143.7, 152.2. IR (neat): 3289, 2977, 2930, 2873, 1597, 1453, 1411, 1388, 1366, 1331, 1261, 1164, 1118, 1093, 975, 858, 813, 667 cm^{-1} . HRMS (EI): Calculated for $\text{C}_{13}\text{H}_{19}\text{N}_2\text{O}_3\text{S}$ (M- $\text{C}_4\text{H}_8\text{Br}$) $^+$ 283.1116, found 283.1107.

(E)-3-Bromo-4-methyl-1-(tosylamino)pentan-2-one O-isopropyloxime [(E)-8f-Br]:

White solid. Mp 59-60 $^\circ\text{C}$. ^1H NMR (400 MHz, CDCl_3): δ = 0.94 (d, J = 6.9 Hz, 3H), 1.11 (d, J = 6.4 Hz,

3H), 1.18 (d, $J = 6.4$ Hz, 3H), 1.20 (d, $J = 6.4$ Hz, 3H), 2.07-2.18 (m, 1H), 2.43 (s, 3H), 3.61 (dd, $J = 5.0$, 13.7 Hz, 1H), 3.82 (dd, $J = 8.3$, 13.7 Hz, 1H), 4.25-4.34 (m, 2H), 5.25 (dd, $J = 5.0$, 8.2 Hz, 1H), 7.31-7.36 (m, 2H), 7.72-7.76 (m, 2H). ^{13}C NMR (100.5 MHz, CDCl_3): $\delta = 20.6$, 21.3, 21.5, 32.5, 39.2, 61.1, 76.9, 127.2, 129.8, 136.2, 143.7, 153.0. IR (neat): 3290, 2975, 2930, 2873, 1456, 1330, 1164, 1118, 1094, 977, 815, 668 cm^{-1} . HRMS (EI): Calculated for $\text{C}_{16}\text{H}_{25}\text{N}_2\text{O}_3\text{S}$ (M-Br) $^+$ 325.1586, found 325.1580.

(Z)-3-Bromo-4-methyl-1-(tosylamino)pentan-2-one O-isopropylloxime [(Z)-8f-Br]:

Colorless semisolid. ^1H NMR (400 MHz, CDCl_3): $\delta = 0.78$ (d, $J = 6.9$ Hz, 3H), 1.05 (d, $J = 6.4$ Hz, 3H), 1.17 (d, $J = 6.4$ Hz, 3H), 1.17 (d, $J = 6.4$ Hz, 3H), 1.89-1.98 (m, 1H), 2.40 (s, 3H), 3.80 (dd, $J = 5.9$, 16.5 Hz, 1H), 4.03 (dd, $J = 4.6$, 16.5 Hz, 1H), 4.26 (sept, $J = 6.4$ Hz, 1H), 4.89 (d, $J = 10.1$ Hz, 1H), 5.23-5.26 (m, 1H), 7.27-7.29 (m, 2H), 7.74-7.76 (m, 2H). ^{13}C NMR (126 MHz, CDCl_3): $\delta = 19.4$, 21.1, 21.4, 21.4, 21.5, 32.5, 42.2, 49.7, 76.8, 127.2, 129.7, 136.4, 143.5, 150.3. IR (neat): 3284, 2974, 2930, 2873, 1598, 1457, 1335, 1163, 1119, 1094, 1006, 872, 814, 669 cm^{-1} . HRMS (EI): Calculated for $\text{C}_{16}\text{H}_{25}\text{N}_2\text{O}_3\text{S}$ (M-Br) $^+$ 325.1586, found 325.1592.

Typical procedure (Table 6, entry 4)

A solution of 2-isobutyl-1-tosylazetid-3-one (**3e**) (28.1 mg, 0.10 mmol) in CH_2Cl_2 (1.0 mL) was added to a solution of titanium tetrabromide (73.5 mg, 0.20 mmol) in CH_2Cl_2 (1.0 mL) at 0 $^\circ\text{C}$. The reaction mixture was allowed to warm to ambient temperature with stirring for 17 h. The reaction was quenched with sat. aq. NaHCO_3 . The whole mixture was diluted with EtOAc (5.0 mL). The mixture was filtered through a Celite pad. The layers were separated, and the aqueous layer was extracted with ethyl acetate (20 mL x 3). The combined extracts were washed with brine, dried over anhydrous Na_2SO_4 , and concentrated in vacuo. The crude product was purified by preparative TLC on silica gel (n -hexane/ CH_2Cl_2 /Et $_2\text{O} = 4/3/2$) to give 1-bromo-5-methyl-3-(tosylamino)hexan-2-one (**6e**) (32.2 mg, 89%).

1-Bromo-3-(tosylamino)butan-2-one (6b):

Colorless semisolid. ^1H NMR (400 MHz, CDCl_3): $\delta = 1.33$ (d, $J = 6.3$ Hz, 3H), 2.41 (s, 3H), 3.90 (d, $J = 13.3$ Hz, 1H), 3.99 (d, $J = 13.3$ Hz, 1H), 4.24-4.31 (m, 1H), 5.34 (d, $J = 7.4$ Hz, 1H), 7.29-7.31 (m, 2H), 7.71-7.73 (m, 2H). ^{13}C NMR (100.5 MHz, CDCl_3): $\delta = 19.0$, 21.5, 30.7, 55.1, 127.1, 129.9, 136.5, 144.1, 200.4. IR (neat): 3264, 2930, 1730, 1597, 1495, 1422, 1332, 1160, 1093, 1035, 955, 875, 814, 667 cm^{-1} . HRMS (EI): Calculated for $\text{C}_9\text{H}_{12}\text{NO}_2\text{S}$ (M- $\text{C}_2\text{H}_2\text{BrO}$) $^+$ 198.0589, found 198.0586.

1-Bromo-3-(tosylamino)pentan-2-one (6c):

Colorless semisolid. ^1H NMR (400 MHz, CDCl_3): $\delta = 0.87$ (t, $J = 7.3$ Hz, 3H), 1.52-1.63 (m, 1H),

1.81-1.91 (m, 1H), 2.42 (s, 3H), 3.84 (d, $J = 13.2$ Hz, 1H), 3.93 (d, $J = 13.2$ Hz, 1H), 4.18-4.23 (m, 1H), 5.39 (d, $J = 8.3$ Hz, 1H), 7.29-7.31 (m, 2H), 7.71-7.73 (m, 2H). ^{13}C NMR (100.5 MHz, CDCl_3): $\delta = 9.3, 21.5, 25.8, 31.1, 60.4, 127.2, 129.8, 136.4, 144.0, 200.2$. IR (neat): 3276, 2973, 2937, 2879, 1730, 1598, 1494, 1424, 1334, 1163, 1091, 1050, 1009, 908, 813, 773, 670, 570 cm^{-1} . HRMS (EI): Calculated for $\text{C}_{12}\text{H}_{16}\text{BrNO}_3\text{S}$ (M) $^+$ 333.0034, found 333.0036.

1-Bromo-4-methyl-3-(tosylamino)pentan-2-one (6d):

Colorless semisolid. ^1H NMR (400 MHz, CDCl_3): $\delta = 0.74$ (d, $J = 6.9$ Hz, 3H), 1.03 (d, $J = 6.9$ Hz, 3H), 2.07-2.15 (m, 1H), 2.41 (s, 3H), 3.78 (d, $J = 13.2$ Hz, 1H), 3.83 (d, $J = 13.2$ Hz, 1H), 4.16 (dd, $J = 5.1, 9.2$ Hz, 1H), 5.36 (d, $J = 9.2$ Hz, 1H), 7.28-7.30 (m, 2H), 7.69-7.71 (m, 2H). ^{13}C NMR (100.5 MHz, CDCl_3): $\delta = 16.3, 19.7, 21.5, 30.4, 31.7, 64.2, 127.3, 129.7, 136.3, 143.9, 200.2$. IR (neat): 3250, 2965, 2931, 2901, 2873, 1742, 1647, 1447, 1394, 1325, 1168, 1092, 1029, 876, 812, 682, 584 cm^{-1} . HRMS (EI): Calculated for $\text{C}_{11}\text{H}_{16}\text{NO}_2\text{S}$ (M- $\text{C}_2\text{H}_2\text{BrO}$) $^+$ 226.0902, found 226.0902.

1-Bromo-5-methyl-3-(tosylamino)hexan-2-one (6e):

Colorless semisolid. ^1H NMR (400 MHz, CDCl_3): $\delta = 0.78$ (d, $J = 6.4$ Hz, 3H), 0.84 (d, $J = 6.9$ Hz, 3H), 1.29-1.51 (m, 2H), 1.67-1.76 (m, 1H), 2.40 (s, 3H), 3.85 (d, $J = 13.2$ Hz, 1H), 3.94 (d, $J = 13.2$ Hz, 1H), 4.16-4.22 (m, 1H), 5.40 (d, $J = 8.7$ Hz, 1H), 7.27-7.29 (m, 2H), 7.70-7.72 (m, 2H). ^{13}C NMR (100.5 MHz, CDCl_3): $\delta = 21.0, 21.5, 23.0, 24.4, 31.4, 41.3, 57.9, 127.3, 129.8, 136.2, 144.0, 201.0$. IR (neat): 3281, 2959, 2871, 1732, 1598, 1494, 1421, 1335, 1162, 1092, 961, 926, 815, 706, 669 cm^{-1} . HRMS (EI): Calculated for $\text{C}_{12}\text{H}_{18}\text{NO}_2\text{S}$ (M- $\text{C}_2\text{H}_2\text{BrO}$) $^+$ 240.1058, found 240.1052.

ACKNOWLEDGEMENTS

This work was supported by Grants-in-Aid for Scientific Research from the Ministry of Education, Science, Sports, and Culture, of the Japanese Government, and grants from the Japan Science and Technology Agency are also gratefully acknowledge.

REFERENCES

1. For examples, see: (a) M. Overhand and S. M. Hecht, *J. Org. Chem.*, 1994, **59**, 4721; (b) R. D. Pace and G. W. Kabalka, *J. Org. Chem.*, 1995, **60**, 4838; (c) P. Langer and A. Bodtke, *Tetrahedron Lett.*, 2003, **44**, 5965; (d) I. Adam, D. Orain, and P. Meier, *Synlett*, 2004, 2031; (e) M. G. Unthank, N. Hussain, and V. K. Aggarwal, *Angew. Chem. Int. Ed.*, 2006, **45**, 7066; (f) M. Anada, M. Tanaka, T. Washio, M. Yamawaki, T. Abe, and S. Hashimoto, *Org. Lett.*, 2007, **9**, 4559; (g) L. V. Frolova, N. M. Evdokimov, K. Hayden, I. Malik, S. Rogelj, A. Kornienko, and I. V. Magedov, *Org. Lett.*, 2011, **13**, 1118.

2. For examples, see: (a) L. De Luca, G. Giacomelli, and A. Porcheddu, [Org. Lett., 2001, 3, 1519](#); (b) M. L. Di Gioia, A. Leggio, A. Liguori, A. Napoli, C. Siciliano, and G. Sindona, [J. Org. Chem., 2001, 66, 7002](#); (c) J. A. Murry, D. E. Frantz, A. Soheili, R. Tillyer, E. J. J. Grabowski, and P. J. Reider, [J. Am. Chem. Soc., 2001, 123, 9696](#); (d) T. Ooi, M. Takahashi, K. Doda, and K. Maruoka, [J. Am. Chem. Soc., 2002, 124, 7640](#); (e) A. S. Florjancic and G. S. Sheppard, [Synthesis, 2003, 1653](#); (f) A. E. Mattson and K. A. Scheidt, [Org. Lett., 2004, 6, 4363](#); (g) S. M. Mennen, J. D. Gipson, Y. R. Kim, and S. J. Miller, [J. Am. Chem. Soc., 2005, 127, 1654](#); (h) K. Surendra, N. S. Krishnaveni, and K. R. Rao, [Tetrahedron Lett., 2005, 46, 4111](#); (i) T. Ooi, M. Takeuchi, D. Kato, Y. Uematsu, E. Tayama, D. Sakai, and K. Maruoka, [J. Am. Chem. Soc., 2005, 127, 5073](#); (j) K. Muñiz, C. H. Hövelmann, A. Villar, R. Vicente, J. Streuff, and M. Nieger, [J. Mol. Catal. A: Chem., 2006, 251, 277](#); (k) Z.-B. Luo, J.-Y. Wu, X.-L. Hou, and L.-X. Dai, [Org. Biomol. Chem., 2007, 5, 3428](#); (l) T.-Y. Liu, H.-L. Cui, Y. Zhang, K. Jiang, W. Du, Z.-Q. He, and Y.-C. Chen, [Org. Lett., 2007, 9, 3671](#); (m) M. R. Garrett, J. C. Tarr, and J. S. Johnson, [J. Am. Chem. Soc., 2007, 129, 12944](#); (n) M. Nakanishi, A.-F. Salit, and C. Bolm, [Adv. Synth. Catal., 2008, 350, 1835](#); (o) X.-W. Sun, W. Wang, M.-H. Xu, and G.-Q. Lin, [Tetrahedron Lett., 2008, 49, 5807](#); (p) L. S. Liebeskind, H. Yang, and H. Li, [Angew. Chem. Int. Ed., 2009, 48, 1417](#); (q) T. Sun, G. Hou, M. Ma, and X. Zhang, [Adv. Synth. Catal., 2011, 353, 253](#); (r) A. Yoshimura, V. N. Nemykin, and V. V. Zhadankin, [Chem. Eur. J., 2011, 17, 10538](#); (s) T. Miura, T. Biyajima, T. Fujii, and M. Murakami, [J. Am. Chem. Soc., 2012, 134, 194](#); (t) B. Tiwari, J. Zhang, and Y. R. Chi, [Angew. Chem. Int. Ed., 2012, 51, 1911](#); (u) D. A. DiRocco and T. Rovis, [J. Am. Chem. Soc., 2012, 134, 8094](#); (v) D. A. DiRocco and T. Rovis, [Angew. Chem., Int. Ed., 2012, 51, 5904](#).
3. (a) R. Hayakawa and M. Shimizu, [Org. Lett., 2000, 2, 4079](#); (b) M. Shimizu, H. Makino, and R. Hayakawa, [Chem. Lett., 2001, 756](#); (c) M. Shimizu and S. Itohara, [Lett. Org. Chem., 2005, 648](#); (d) M. Shimizu, H. Kurokawa, S. Nishiura, and I. Hachiya, [Heterocycles, 2006, 70, 57](#); (e) M. Shimizu, S. Nishiura, and I. Hachiya, [Heterocycles, 2007, 74, 177](#). For other examples of titanium tetraiodide promoted reductive aldol and Mannich-type reactions, see: (f) M. Shimizu, Y. Takeuchi, and T. Sahara, [Chem. Lett., 2001, 1196](#); (g) M. Shimizu, F. Kobayashi, and R. Hayakawa, [Tetrahedron, 2001, 57, 9591](#); (h) M. Shimizu and T. Sahara, [Chem. Lett., 2002, 888](#); (i) M. Shimizu and T. Toyoda, [Org. Biomol. Chem., 2004, 2, 2891](#); (j) M. Shimizu, K. Inayoshi, and T. Sahara, [Org. Biomol. Chem., 2005, 3, 2237](#); (k) M. Shimizu, M. Tanaka, T. Itoh, and I. Hachiya, [Synlett, 2006, 1687](#); (l) I. Hachiya, T. Inagaki, Y. Ishihara, and M. Shimizu, [Bull. Chem. Soc. Jpn., 2011, 84, 419](#).
4. For a review of the chemistry of azetidin-3-ones, see: Y. Dejaegher, N. M. Kuz'menok, A. M. Zvonok, and N. De Kimpe, [Chem. Rev., 2002, 102, 29](#).
5. For recent examples, see: (a) Y. K. Ramtohul, M. N. G. James, and J. C. Vederas, [J. Org. Chem., 2002, 67, 3169](#); (b) A. Salgado, M. Boeykens, C. Gauthier, J.-P. Declercq, and N. De Kimpe,

- [Tetrahedron, 2002, 58, 2763](#); (c) A. Salgado, Y. Dejaegher, G. Verniest, M. Boeykens, C. Gauthier, C. Lopin, K. A. Tehrani, and N. De Kimpe, [Tetrahedron, 2003, 59, 2231](#); (d) A. C. B. Burtoloso and C. R. D. Correia, [Synlett, 2005, 1559](#); (e) A. C. B. Burtoloso and C. R. D. Correia, [Tetrahedron, 2008, 64, 9928](#); (f) K. Y. T. Ho and C. Aïssa, [Chem. Eur. J., 2012, 18, 3486](#); (g) P. Kumar and J. Louie, [Org. Lett., 2012, 14, 2026](#).
6. Preliminary communications, see: (a) S. Hata, D. Fukuda, I. Hachiya, and M. Shimizu, [Chem. Asian J., 2010, 5, 473](#); (b) S. Hata, D. Fukuda, I. Hachiya, and M. Shimizu, [Heterocycles, 2012, 84, 301](#).
 7. For an example of 4-endo-trig cyclization, see: F. Homsí and G. Rousseau, [J. Org. Chem., 1999, 64, 81](#) and references therein.
 8. (a) S. F. Martin, 'Comprehensive Organic Synthesis,' Vol. 2, eds. by B. M. Trost, I. Fleming, and C. H. Heathcock, Pergamon Press, Oxford, U. K., 1991, pp. 475-502; (b) E. Nakamura, K. Kubota, and G. Sakata, [J. Am. Chem. Soc., 1997, 119, 5457](#).
 9. J. Wang, Y. Hou, and P. Wu, [J. Chem. Soc., Perkin Trans. 1, 1999, 2277](#).
 10. J. Wang and Y. Hou, [J. Chem. Soc., Perkin Trans. 1, 1998, 1919](#).
 11. M. B. Berry and D. Craig, [Synlett, 1992, 41](#).
 12. S. Hanessian and J. Fu, [Can. J. Chem., 2001, 79, 1812](#).
 13. M. P. Moyer, P. L. Feldman, and H. Rapoport, [J. Org. Chem., 1985, 50, 5223](#).