

HETEROCYCLES, Vol. 61, 2003, pp. 281 - 286

Received, 26th June, 2003, Accepted, 22nd August, 2003, Published online, 25th August, 2003

## REACTIONS OF NAPHTHO[*b*]CYCLOPROPENE WITH ISOTHIOCYANATE DERIVATIVES TO GIVE [2 + 2] TYPE CYCLOADDUCTS USING THE THIOCARBONYL MOIETIES AS 2 COMPONENTS

Katsuhiro Saito,\* Satoshi Hagari, Naoko Ito, Tomoko Kuriyama, Katsuhiko Ono, and Masakazu Ohkita

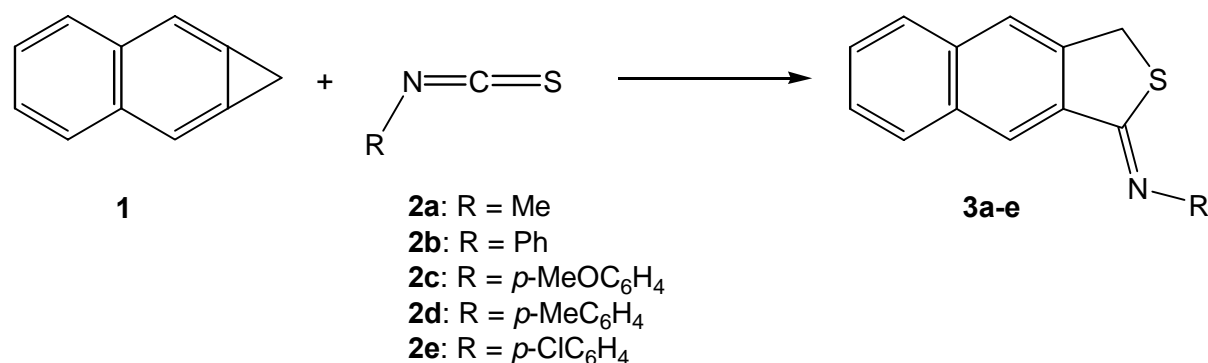
Department of Applied Chemistry, Nagoya Institute of Technology, Gokiso-cho, Showa-ku, Nagoya 466-8555, Japan

**Abstract** Thermal reactions of naphtho[*b*]cyclopropene with isothiocyanate derivatives afforded [2 + 2] type cycloadducts using the thiocarbonyl moieties as 2 components in moderate yields. The product yields were promoted by the use of a catalytic amount of Yb(fod)<sub>3</sub>. The structures of the products were determined by a single crystal X-Ray analysis.

Naphtho[*b*]cyclopropene (**1**) has attracted much attention of chemists owing to the highly strained system. A fusion of the two rings results in a considerable deformation of the naphthalene ring and consequently in a reduction of the aromatic stability.<sup>1</sup> It is known that **1** reacts with olefinic compounds *via* [2 + 2] path, in which the fused  $\sigma$ -bond of **1** reacts as a 2 component.<sup>2</sup> We have investigated the reactivities of **1** with benzocyclopropene to provide the first example of the another type of reaction path, which was a [2 + 2] path through a  $\sigma$ -bond rupture of the three membered ring.<sup>3</sup> After this finding, the [2 + 2] type cycloaddition reactions were found in the reactions of various types of olefins.<sup>4</sup> A carbenic reaction was also proposed as a possibility of the third path.<sup>5</sup> We previously reported reactions of benzocyclopropene with a variety of isocyanates affording 2,3-dihydro-1*H*-isoindol-1-ones.<sup>6</sup> In this connection, we investigated reactions of naphtho[*b*]cyclopropene (**1**) with isothiocyanate derivatives (**2**) in order to survey the cyclic compounds arising from the reactivity between C=N and C=S bonds. The results are here reported.

A chloroform solution of **1** and two equimolar amounts of methyl thioisocyanate (**2a**) was

refluxed for 6 days (Scheme 1). The reaction mixture was separated with column chromatography on silica gel to give a [2 + 2] type cycloadduct (**3a**) in 36 % yield. The analogous reaction using benzene as a solvent at the refluxing temperature afforded the same product (**3a**) in a low yield (14%). The reactions of **1** with some isothiocyanate derivatives (**2b-2e**) gave the corresponding cycloadducts (**3b-3e**) in the yields summarized in Table 1.



Scheme 1

**Table 1.** Yields of reaction products of **1** with **2a-e**

Isothiocyanate	Solvent	Reaction time	Yield
<b>2a</b>	chloroform	6 d	<b>3a:</b> 36%
	benzene	5 d	<b>3a:</b> 14%
<b>2b</b>	chloroform	6 d	<b>3b:</b> 49%
	benzene	5 d	<b>3b:</b> 20%
<b>2c</b>	chloroform	6 d	<b>3c:</b> 26%
<b>2d</b>	chloroform	6 d	<b>3d:</b> 39%
<b>2e</b>	chloroform	6 d	<b>3e:</b> 35%

Reaction conditions: **1** (1 mmol), **2** (2 mmol), solvent (15 mL), reflux.

It was reported that the cycloaddition reactions of **1** were sometimes improved by the existence of a catalytic amount of ytterbium complex (Yb(fod)<sub>3</sub>).<sup>4</sup> The influence of the existence of Yb(fod)<sub>3</sub> was examined in the case of the reaction of **1** with **2a**. As shown in Table 2, the product yields were clearly improved by the addition of a catalytic amount of Yb(fod)<sub>3</sub> and the best result was achieved under the reaction conditions of an

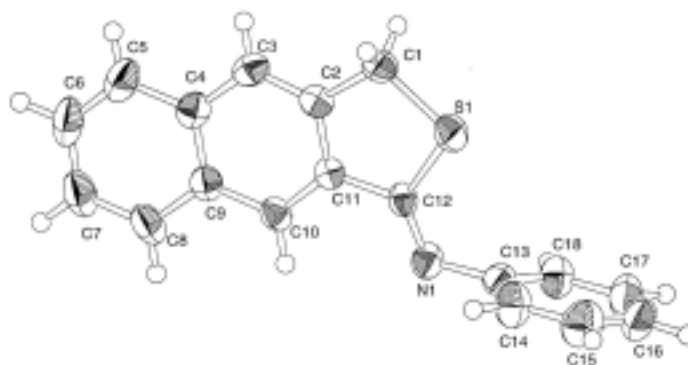
existence of 3 molar % of  $\text{Yb}(\text{fod})_3$  in chloroform. The structures of the products (**3**) were deduced on the basis of their spectral data and finally decided using a single crystal X-Ray analysis (Figure 1).

**Table 2.** Yields of **3** in reactions with  $\text{Yb}(\text{fod})_3$  catalyst

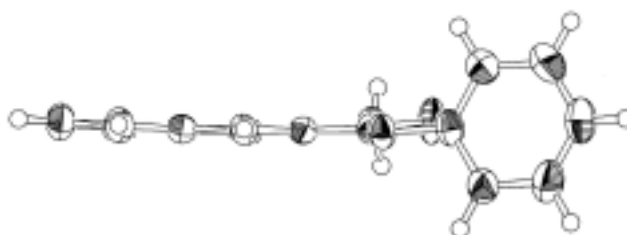
Isothiocyanate	$\text{Yb}(\text{fod})_3$ mol %	Reaction time	Yield
<b>2a</b>	1	4 d	<b>3a: 38%</b>
	3	4 d	<b>3a: 45%</b>
	10	1 d	<b>3a: 43%</b>
<b>2b</b>	3	4 d	<b>3b: 59%</b>
<b>2c</b>	3	4 d	<b>3c: 44%</b>
<b>2d</b>	3	4 d	<b>3d: 45%</b>
<b>2e</b>	3	4 d	<b>3e: 65%</b>

Reaction conditions: **1** (1 mmol), **2** (2 mmol), reflux,  $\text{CHCl}_3$  (15 mL).

(a)

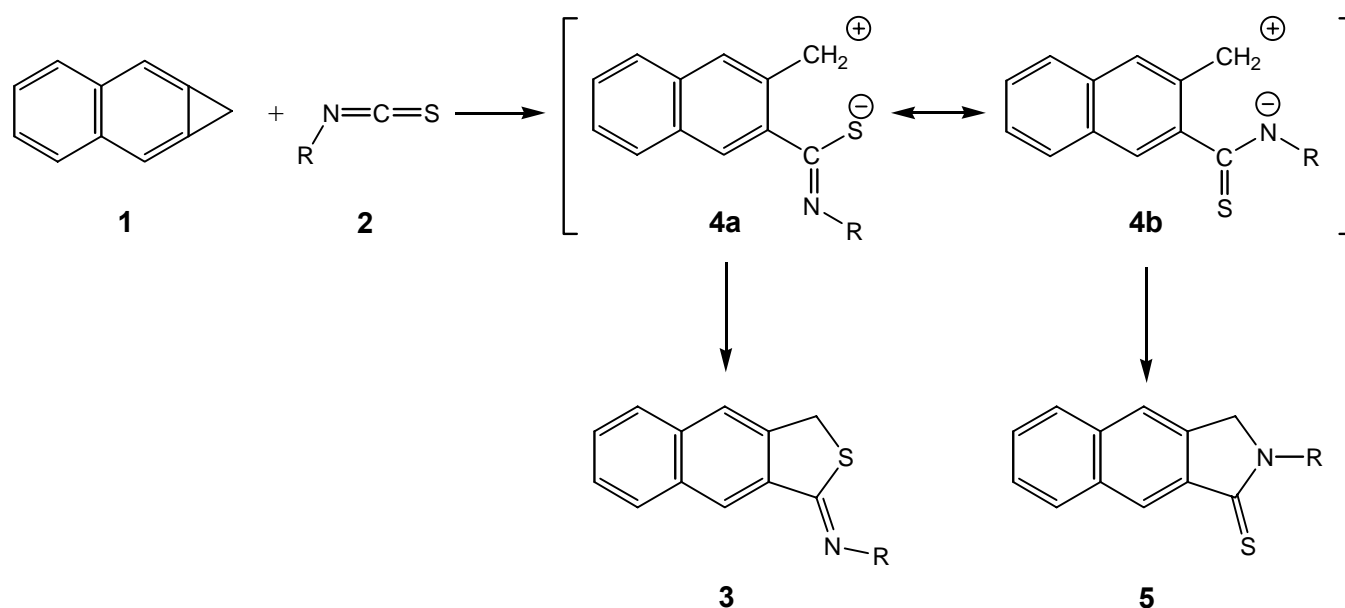


(b)



**Figure 1.** Crystal structure of **3b**: (a) top view, (b) side view

These reactions are considered to proceed through an ionic process due to the facts that the yield is better in the more polar solvent (chloroform) comparing to benzene and that the cyclopropene moiety of **1** has an ionic character bearing a positive charge at the  $sp^3$ -hybridized carbon atom and a negative charge at the fused  $sp^2$ -hybridized carbon atom.<sup>5,7</sup> Therefore, the reaction mechanism is proposed as follows. A nucleophilic attack of the negatively charged  $sp^2$ -hybridized carbon atom of **1** at the central  $sp$ -carbon atom of **2** generates an ionic intermediate (**4a**), which then cyclizes to form the final product (**3**) (Scheme 2). It is concluded that the following cyclization reaction of the intermediate (**4a**) is superior to that of **4b** because of the higher nucleophilicity of sulfur atom than that of nitrogen atom.



Scheme 2

#### ACKNOWLEDGMENT

We would like to thank Dr. M. Tomura (Institute for Molecular Science) for measurement of the X-Ray analysis.

#### EXPERIMENTAL

Only typical reactions are mentioned below.

Reaction of naphto[b]cyclopropene (**1**) and isothiocyanate (**2a**).

Naphto[b]cyclopropene (**1**) (140 mg, 1.00 mmol) and phenyl isothiocyanate (**2a**) (270 mg,

2.00 mmol) are stirred in dry  $\text{CHCl}_3$  (15 mL) at  $60^\circ\text{C}$  for 4 days. After evaporation of the solvent the residue was separated with  $\text{SiO}_2$  column chromatography to give 3a (76 mg, 36%) with an eluent of hexane-ethyl acetate (4 : 1).

3a: MS  $m/z$  (rel intensity): 213 ( $\text{M}^+$ , 100), 198 (24), 183 (24), 154 (16). IR (KBr): 2914, 1637, 1010, 748,  $474\text{ cm}^{-1}$ .  $^1\text{H NMR}$  ( $\text{CDCl}_3$ , 300 MHz) ppm: 3.46 (s, 3H, Me), 4.57 (s, 2H,  $\text{CH}_2$ ), 7.45-7.55 (m, 2H), 7.81 (d, 1H,  $J = 8.2\text{ Hz}$ ), 7.82 (s, 1H), 7.94 (d, 1H,  $J = 8.2\text{ Hz}$ ), 8.41 (s, 1H).

3b: HRMS  $m/z$ : 275.0740. Calcd for  $\text{C}_{18}\text{H}_{13}\text{NS}$ : 275.0769. MS  $m/z$  (rel intensity): 275 ( $\text{M}^+$ , 100), 243 (6), 198 (4), 154 (4). IR (KBr): 3053, 1693, 1587, 746,  $476\text{ cm}^{-1}$ .  $^1\text{H NMR}$  ( $\text{CDCl}_3$ , 300 MHz) ppm: 4.58 (s, 2H,  $\text{CH}_2$ ), 7.16-7.21 (m, 3H), 7.39-7.45 (m, 2H), 7.49-7.60 (m, 2H), 7.87 (d, 1H,  $J = 8.5\text{ Hz}$ ), 7.88 (s, 1H), 8.01 (d, 1H,  $J = 8.5\text{ Hz}$ ), 8.63 (s, 1H).

3c: HRMS  $m/z$ : 305.0872. Calcd for  $\text{C}_{19}\text{H}_{15}\text{NOS}$ : 305.0875. MS  $m/z$  (rel intensity): 305 ( $\text{M}^+$ , 100), 290 (100), 205 (88), 184 (42), 141 (35).  $^1\text{H NMR}$  ( $\text{CDCl}_3$ , 300 MHz) ppm: 3.87 (s, 3H, OMe), 4.59 (s, 2H,  $\text{CH}_2$ ), 6.97 (d, 2H,  $J = 6.6\text{ Hz}$ ), 7.20 (d, 2H,  $J = 6.6\text{ Hz}$ ), 7.52-7.60 (m, 2H), 7.87 (d, 1H,  $J = 7.7\text{ Hz}$ ), 7.89 (s, 1H), 8.01 (d, 1H,  $J = 8.0\text{ Hz}$ ), 8.62 (s, 1H).

3d: HRMS  $m/z$ : 289.0898. Calcd for  $\text{C}_{19}\text{H}_{15}\text{NS}$ : 289.0926. MS  $m/z$  (rel intensity): 289 ( $\text{M}^+$ , 100), 257 (5), 171 (5), 137 (4).  $^1\text{H NMR}$  ( $\text{CDCl}_3$ , 300 MHz) ppm: 2.39 (s, 3H, Me), 4.57 (s, 2H,  $\text{CH}_2$ ), 7.09 (d, 2H,  $J = 8.1\text{ Hz}$ ), 7.22 (d, 2H,  $J = 8.1\text{ Hz}$ ), 7.52-7.60 (m, 2H), 7.82 (d, 1H,  $J = 7.3\text{ Hz}$ ), 7.99 (s, 1H), 8.01 (d, 1H,  $J = 7.3\text{ Hz}$ ), 8.62 (s, 1H).

3e: HRMS  $m/z$ : 309.0364. Calcd for  $\text{C}_{18}\text{H}_{12}\text{NCIS}$ : 309.0380. MS  $m/z$  (rel intensity): 311 ( $\text{M}^{+2}$ , 38), 309 ( $\text{M}^+$ , 100), 274 (6), 196 (7), 154 (5), 137 (9). IR (KBr): 2928, 2363, 1614, 1487, 1091,  $744\text{ cm}^{-1}$ .  $^1\text{H NMR}$  ( $\text{CDCl}_3$ , 300 MHz) ppm: 4.58 (s, 2H,  $\text{CH}_2$ ), 7.16 (d, 2H,  $J = 6.6\text{ Hz}$ ), 7.39 (d, 2H,  $J = 6.6\text{ Hz}$ ), 7.51-7.62 (m, 2H), 7.88 (d, 1H,  $J = 8.0\text{ Hz}$ ), 7.91 (s, 1H), 8.01 (d, 1H,  $J = 8.0\text{ Hz}$ ), 8.61 (s, 1H). Crystallographic data of 3e are as follows.  $\text{C}_{18}\text{H}_{13}\text{NS}$ ,  $M = 275.37$ , monoclinic, space group  $\text{P}2_1$ ,  $a = 7.577(3)\text{ \AA}$ ,  $b = 6.539(2)\text{ \AA}$ ,  $c = 14.137(6)\text{ \AA}$ ,  $\beta = 94.747(9)^\circ$ ,  $V = 698.0(4)\text{ \AA}^3$ ,  $Z = 4$ ,  $D_{\text{calc}} = 1.310\text{ g cm}^{-3}$ ,  $\mu(\text{MoK } \alpha) = 2.20\text{ cm}^{-1}$ ,  $F(000) = 288.00$ . A Total of 2949 reflection for  $2\theta_{\text{max}} = 55^\circ$  was collected with  $I > 2\sigma(I)$  using a Rigaku / MSC Mercury CCD diffract meter (MoK radiation,  $\lambda = 0.71071\text{ \AA}$ ) at 296 K. The structure was solved using direct method (SHELEX-97) and refined by Full-matrix least squares analysis giving values of  $R = 0.095$ ,  $R_w = 0.148$ ,  $R_1 = 0.064$ ,  $S = 1.45$ ,  $\rho_{\text{max}} / \rho_{\text{min}} = 0.36 / -0.43\text{ e \AA}^{-3}$ .

## REFERENCES

1. B. Halton and M. C. Banwell, "Cyclopropenes," in "The Chemistry of Functional

- Groups,” ed. by Z. Rappoport, Wiley, Chichester, 1987; B. Halton, *Chem. Rev.*, 1989, 89, 1161.
2. M. Nitta, S. Sogo, and T. Nakayama, *Chem. Lett.*, 1979, 1431; R. Neidlein and L. Tadesse, *Helv. Chim. Acta*, 1988, 71, 249; U. H. Brinker and H. Wuster, *Tetrahedron Lett.*, 1991, 32, 593.
  3. K. Saito, H. Ishihara, and S. Kagabu, *Bull. Chem. Soc. Jpn.*, 1987, 60, 4141.
  4. S. Kagabu and K. Saito, *Tetrahedron Lett.*, 1988, 29, 675; K. Saito, K. Ito, K. Takahashi, and S. Kagabu, *OPPI Briefs*, 1991, 23, 196; S. Ando, J. Imamura, A. Hattori, M. Tajitsu, and K. Saito, *Heterocycles*, 1998, 48, 1769; K. Saito, S. Ando, and Y. Kondo, *ibid.*, 2000, 53, 2601; K. Ito and K. Saito, *Recent Res. Devel. Pure & Applied Chem.*, 2000, 4, 81; K. Saito, N. Ito, and S. Ando, *Heterocycles*, 2002, 56, 59; K. Saito, S. Isobe, K. Ito, S. Kagabu, and K. Takahashi, *Chem. Lett.*, 1989, 1541; K. Saito, K. Ito, and K. Takahashi, *Heterocycles*, 1989, 29, 2135; *idem*, *ibid.*, 1990, 31, 1895; K. Saito, H. Watanabe, and K. Takahashi, *Chem. Pharm. Bull.*, 1992, 40, 2831; K. Saito, H. Watanabe, M. Sakura, and K. Takahashi, *Bull. Chem. Soc. Jpn.*, 1993, 66, 981; M. Sakura, S. Ando, A. Hattori, and K. Saito, *Heterocycles*, 1999, 51, 547.
  5. W. Pan, M. Jones, Jr., B. East, and P. Lahti, *Tetrahedron Lett.*, 1998, 39, 1505.
  6. S. Kagabu, K. Saito, H. Watanabe, K. Takahashi, and K. Wada, *Bull. Chem. Soc. Jpn.*, 1991, 64, 106.
  7. Swan’s parameters of chloroform and benzene are as follows.

solvent	relative permittivity (ε)	anion solvation ability (A)	cation solvation ability (B)	polarity (A+B)
benzene	2.28	0.15	0.59	0.74
chloroform	4.81	0.42	0.73	1.15