

**BRANCHED CHAIN CARBOHYDRATE LACTONES FROM A
TANDEM SmI₂ DEOXYGENATION-CARBONYL ADDITION REACTION**

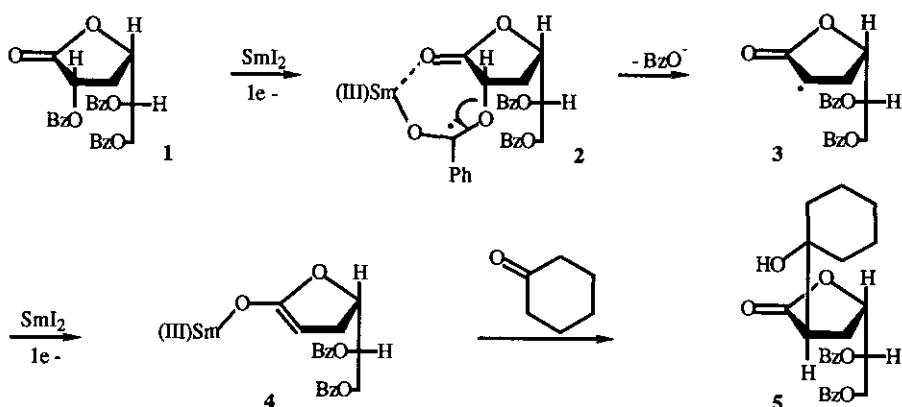
Eric J. Enholm* and Shujun Jiang

Department of Chemistry, University of Florida, Gainesville, Florida 32611, USA

Abstract--Treatment of a carbohydrate lactone with a ketone in the presence of SmI₂-HMPA produces a deoxygenation/carbonyl addition reaction to afford new C₂-branched chain carbohydrates.

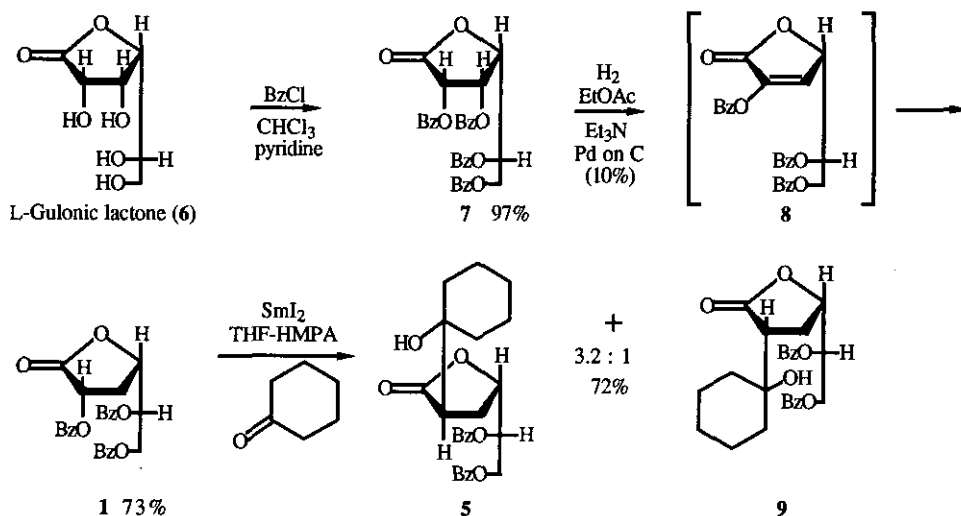
Branched chain carbohydrates are found in many biologically important molecules and widely occurring natural products.¹ These substrates are an intensely investigated area of organic synthesis,² however, most current technologies involve modifications of a ketone on a pyran or furan ring with the Wittig reaction,³ CH₂N₂⁴ or organometallic reagents.⁵ A totally different synthetic approach to these branched chain sugars might involve reductive deoxygenation of a pyranose or furanose ring to produce an enolate anion which can then condense with an electrophile such as a ketone. The strong oxophilicity, stereoselectivity and regiocontrol of the one-electron reductant SmI₂, should be worthy of investigation in this capacity.⁶ It is also noteworthy that there are many transformations of SmI₂ with simple achiral molecules, however, there exist few reactions of this one-electron reductant with more sophisticated, optically active substrates, such as carbohydrates.^{7,8}

In this communication, we would like to report the results of a novel transformation of carbohydrate 3-deoxylactones in which deoxygenation⁸ of a C₂-O-benzoate moiety is followed by the formation of a new carbon-carbon bond. Thus, an intermolecular carbonyl addition reaction affords a β-hydroxy lactone as a branched chain sugar in a subsequent tandem reaction after the deoxygenation. The overall process is outlined in Scheme I. A bidentate chelate of **1** with SmI₂ between the C₂-benzoate and the lactone carbonyl oxygen^{8a} initiates the reaction to afford a one-electron reduction of the benzoate carbonyl to produce the benzylic stabilized radical species (**2**).



Scheme I

Expulsion of the benzoate produces a resonance stabilized radical species (3). A second equivalent of SmI_2 then reduces the radical to a Sm(III) enolate. The enolate (4) appears to be of reduced reactivity because it does not



Scheme II

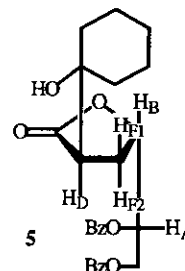
displace or condense with any benzoate functions. Subsequent carbonyl addition with a ketone such as cyclohexanone affords the C₂ branched sugar (5). Reduction of the lactone carbonyl in 2, rather than the benzoate carbonyl can also provide 5, however, SmI_2 reduces aromatic carbonyls much faster than aliphatic carbonyls such that species (2) is more favored for the first one-electron reduction.⁹

Because Sm(III) enolates have a marked tendency to eliminate α -oxo functions to afford α,β -unsaturated

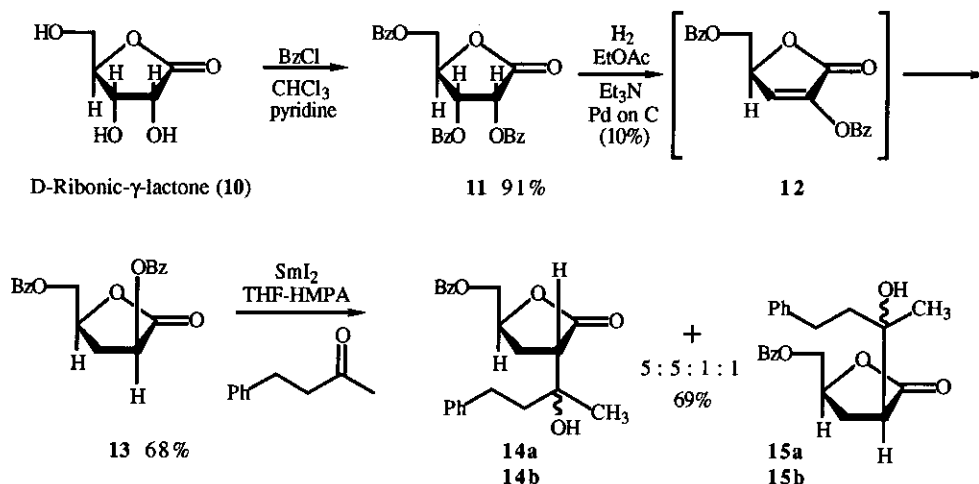
carbonyls,⁸ C₃-deoxygenated lactone carbohydrates were selected as starting substrates for these studies. We adopted a two-step protocol previously utilized to make C₃-deoxyacetylated analogs.^{10,11} Thus, exhaustive esterification of commercially available L-gulonic γ -lactone (**6**) with benzoyl chloride produced 2,3,5,6-tetra-*O*-benzoylgulonic γ -lactone (**7**) in 97% yield, shown in Scheme II.¹² Next, Et₃N-promoted elimination of benzoic acid followed by hydrogenation of the endocyclic olefin (via **8**) from the least hindered face of the furanose ring

Table I. Difference NOE Data for Product (**5**)

Proton(s) Irradiated	DLP	Percent Effect Observed				
		H _A	H _B	H _D	H _{F1}	H _{F2}
H _B	22	12.1			5.6	
H _D	22					4.9
H _{F1}	25		14.2			24.4
H _{F2}	30			7.7	22.7	



rendered 3-deoxy-2,5,6-tri-*O*-benzoylgulonic γ -lactone (**1**), isolated in highly crystalline form¹² (mp 124-125 °C)



Scheme III

in 73% yield. With key precursor (**1**) in hand, it was next treated with an intensely dark blue solution of SmI₂ (4 equiv.) and cyclohexanone in THF/HMPA from -78 °C to 23 °C over 1 h. Two branched chain carbohydrates (**5**) and (**9**) formed in a ratio of *ca.* 3 : 1, as determined by 300 MHz ¹H nmr, in 72% yield. The products were easily separated and major product (**5**), was crystallized as colorless needles (mp 143.5-144.5 °C).¹² Difference

NOE studies of **5** indicated that cyclohexanone had a preference to add to the least hindered face of the lactone ring, as expected. These spectroscopic data are shown in Table I.

A second study, shown in Scheme III, utilized the carbohydrate lactone D-ribonic γ -lactone (**10**) as a starting substrate which was exhaustively esterified and deoxygenated at the C₃ position by elimination/hydrogenation of the furanose ring in 91% and 68% yields respectively, in a manner similar to the Scheme II example. Crystalline 3-deoxy-2,5-di-*O*-benzoylthreo- γ -lactone (**13**),^{10,12} (mp 156-158 °C) produced from the two-step process was then treated with SmI₂ and benzylacetone in THF/HMPA affording stereoisomers **14a** : **14b** : **15a** : **15b** in a *ca.* 5 : 5 : 1 : 1 ratio, respectively, in 69% yield. The stereochemistry reflects a preference for the carbonyl addition reaction of benzylacetone to the least hindered face of the furanose ring via the Sm(III) enolate. The stereorandom 1 : 1 ratio may indicate a lack of chelation with the Sm(III) and the ketone in the transition state of the carbonyl addition to the ester enolate. The stereochemistry of the major products was confirmed by difference NOE studies summarized in Table II for isomer (**14a**) and Table III for isomer (**14b**).¹²

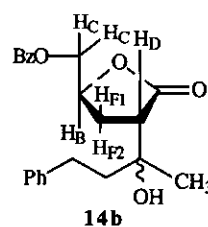
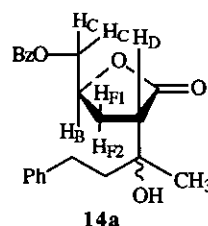
Table II Difference NOE Data for Product (**14a**)

Proton(s) Irradiated	DLP	Percent Effect Observed				
		H _B	H _C	H _D	H _{F1}	H _{F2}
H _B	25	/	7.3		1.5	5.0
H _D	25			/	3.3	
H _{F1}	25	7.3	4.1	8.1	/	*
H _{F2}	25	12.4	1.2	3.5	*	/

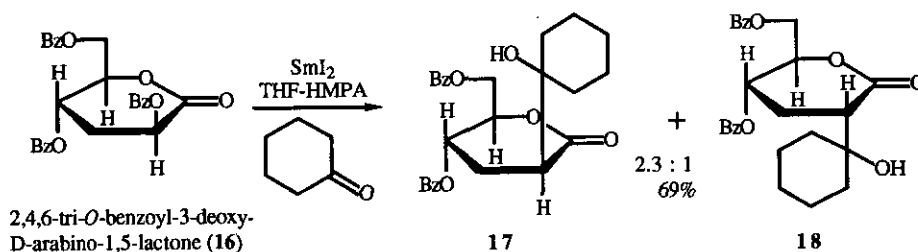
*Proton difficult to observe due to proximity with irradiated proton.

Table III Difference NOE Data for Product (**14b**)

Proton(s) Irradiated	DLP	Percent Effect Observed				
		H _B	H _C	H _D	H _{F1}	H _{F2}
H _B	25	/	5.6			4.2
H _D	25			/	3.3	1.5
H _{F1}	25	3.3	3.7	4.3	/	17.7
H _{F2}	25	13.5	1.5	1.0	7.0	/



In a third study, shown in Scheme IV, crystalline 2,4,6-tri-*O*-benzoyl-3-deoxy-D-arabino-1,5-lactone (**16**), readily available in two steps from γ -gluconolactone,¹¹ was treated with SmI₂ and cyclohexanone in THF-HMPA. Products (**17**) and (**18**) were observed in a 2.3 : 1 ratio, respectively. In this example, the approach of the

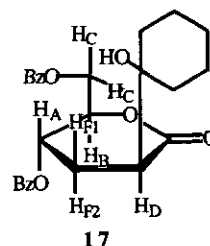


Scheme IV

ketone to the β -face of the pyranose ring is favored for stereoelectronic reasons because axial approach to the Sm(III) enolate is preferred.¹³ The difference NOE studies on the major product (17) are shown in Table IV.¹²

Table IV Difference NOE Data for Product (17)

Proton(s) Irradiated	DLP	Percent Effect Observed				
		H _A	H _B	H _C	H _D	H _{F1} & H _{F2} **
H _A	25		4.6	3.7	1.0	5.1
H _B	25	5.8		3.1	6.9	
H _C	25	5.5	8.5			1.3
H _D	25		13.2	1.6		3.6
H _{F1}	28	11.7	1.9	1.0	5.9	*
H _{F2}	28	10.8	1.1		9.3	*



*Proton difficult to observe due to proximity with irradiated proton.

**The two protons are too close to get the result separately.

To summarize, a useful and novel condensation of simple ketones with carbohydrate 3-deoxylactones with SmI₂ has been achieved. After ejection of the C₂-benzoate, the approach of the ketone to the carbohydrate lactone in the major product is controlled by a combination of the steric bias of existent appendages on the ring and a favored stereoelectronic approach to the Sm(III) enolate.

ACKNOWLEDGEMENT

The authors acknowledge the donors of the Petroleum Research Fund, administered by the American Chemical Society, for partial support of this research (Grant ACS-PRF 23356-AC4). We also gratefully acknowledge support by the National Science Foundation (Grant CHE-9013121) for this work.

REFERENCES

1. (a) J. Yoshimura, *Adv. Carbohydr. Chem. Biochem.*, 1984, **42**, 69; (b) N. R. Williams and J. D. Wander in *The Carbohydrates*, Vol. 1B, W. Pigman and D. Horton, Academic Press, New York, 1980, p. 761.
2. (a) T. D. Inch, *Tetrahedron*, 1984, **40**, 3161; (b) S. Hanessian, *Total Synthesis of Natural Products: The Chiron Approach*, Pergammon Press, Oxford, 1983.
3. I. I. Cubero, *Carbohydrate Res.*, 1983, **114**, 311.
4. J. Yoshimura, K. Sato, K. Kobayashi, and C. Shin, *Bull. Chem. Soc. Jpn.*, 1973, **46**, 1515.
5. S. Brändage, O. Dahlman, and L. Mörch, *J. Am. Chem. Soc.*, 1981, **103**, 4452.
6. (a) G. A. Molander, *The Chemistry of the Metal-Carbon Bond*, J. Wiley & Sons, New York, 1989, Vol. 5, Chapter 8, pp. 319-396; (b) G. A. Molander, *Chem. Rev.*, 1992, **92**, 29.
7. (a) E. J. Enholm and A. Trivellas, *J. Am. Chem. Soc.*, 1989, **111**, 6463; (b) E. J. Enholm, H. Satici, and A. Trivellas, *J. Org. Chem.*, 1989, **54**, 5841; (c) E. J. Enholm and S. Jiang, *Tetrahedron Lett.* 1992, **33**, 313.
8. (a) K. Kusuda, J. Inanaga, and M. Yamaguchi, *Tetrahedron Lett.*, 1989, **30**, 2945; (b) J. Inanaga, *Rev. Heteroatom Chem.*, 1989, **3**, 75; (c) J. Inanaga, J. Katsuki, and M. Yamaguchi, *Chem. Lett.*, 1991, 1025; (d) S. Hanessian, C. Girard, and J. L. Chiara, *Tetrahedron Lett.*, 1992, **33**, 573.
9. H. B. Kagan, J. L. Namy, and P. Girard, *Tetrahedron*, 1981, **37**, 175.
10. K. Block, I. Lundt, and C. Petersen, *Acta Chem. Scand.*, 1981, 155, and references therein.
11. R. M. Lederkremer, M. I. Litter, and L. F. Sala, *Carbohydrate Res.*, 1974, **36**, 185.
12. All new compounds exhibit ^1H nmr, ^{13}C nmr, ir, and combustion analysis and/or accurate ms consistant with the structure shown.
13. P. Deslonchamps, *Stereoelectronic Effects in Organic Chemistry*, Pergammon Press, New York, 1983, pp. 274-284.

Received, 29th June, 1992