

FIRST TOTAL SYNTHESIS OF KORUPENSAMINES A AND B¹

Gerhard Bringmann^a, Roland Götz^a, Paul A. Keller^a, Rainer Walter^a,
Petra Henschel^a, Manuela Schäffer^a, Michaela Stäblein^a, T. Ross Kelly^b,
and Michael R. Boyd^c

^aInstitut für Organische Chemie der Universität Würzburg, Am Hubland,
D-97074 Würzburg, Germany

^bDepartment of Chemistry, Boston College, Chestnut Hill, MA 02167 USA

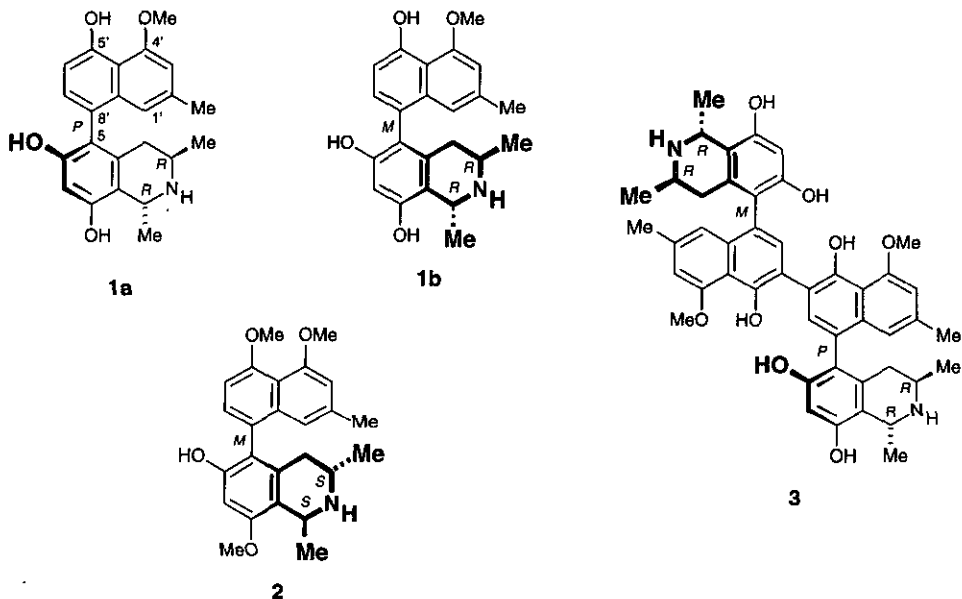
^cLaboratory of Drug Discovery Research and Development, National
Cancer Institute, Building 1052, Room 121, Frederick, MD 21702-1201,
USA

Dedicated to Professor Arnold Bossi, on the occasion of his 70th birthday

Abstract - The first total synthesis of korupensamines A (**1a**) and B (**1b**), highly polar naphthylisoquinoline alkaloids and, simultaneously, 'monomeric building blocks' of the michellamines, is described. Key step is the Pd^{II} catalyzed intermolecular biaryl coupling of the two appropriately protected naphthalene and isoquinoline moieties (**10**) and (**11**), with the coupling positions activated by bromine and trialkylstannane substituents respectively.

Korupensamines A (**1a**) and B (**1b**) constitute interesting novel naphthylisoquinoline alkaloids from the rare tropical liana *Ancistrocladus korupensis*.² These naturally occurring biaryls are remarkable with respect to their high polarity, due to the presence of three phenolic hydroxyl groups and the secondary amino function, and the unusual 5,8'-coupling type,³ which has heretofore very rarely been found, e.g. in ancistrobrevine B⁴ (**2**). The korupensamines represent the monomeric 'halves' of dimeric naphthylisoquinoline alkaloids, such as michellamine B (**3**), unique naturally occurring quateraryls with promising anticytopathic properties against HIV-1 and 2.⁵⁻⁸ Although the monomeric naphthylisoquinolines (**1**) do not exhibit antiviral activities, they show promising antimalarial properties against *Plasmodium falciparum*.² Because of this interesting biological activity and as a possible starting material for a first, hitherto not yet achieved total synthesis of the challenging structures of the michellamines, the elaboration of a synthetic access to **1** is a rewarding goal. In this paper, we report

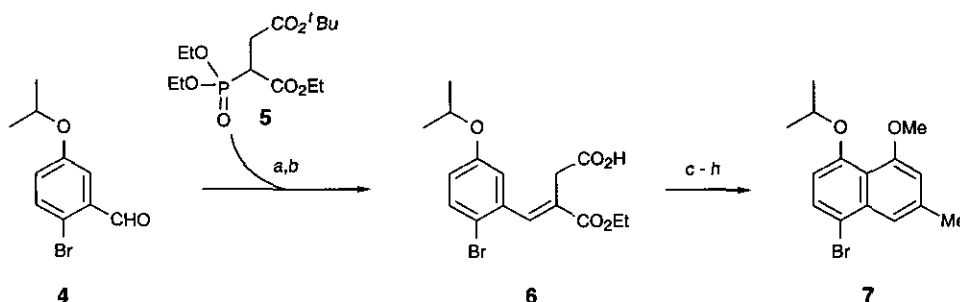
the convergent first total synthesis of korupensamines A and B by intermolecular aryl coupling of the corresponding iso- and heterocyclic precursors.



Characteristic structural demands for the synthesis of the korupensamines are not only the high degree of free OH and NH functions and thus the need for appropriate protective groups, but also the unusual position of the biaryl axis: in contrast to the various related alkaloids previously prepared in our laboratory,⁹⁻¹¹ the monomeric naphthylisoquinoline (1) with its 5,8'-coupling type does not have a C₁ sidechain in an *ortho*-position next to the axis. Consequently, our efficient 'lactone methodology'⁹ was not applicable to this target biaryl, so that we envisaged an *intermolecular* coupling strategy for the construction of the axis. As a precursor to the isocyclic moiety of the korupensamines, with the free hydroxy function specifically only at C-5' and the methyl ether at C-4', we chose the naphthalene building block (7), with an *O*-isopropyl substituent as a protective group and the bromo substituent at the scheduled coupling position. Its synthesis, which is closely related to the preparation of related dimethoxy analogs,¹² is outlined in Scheme 1.

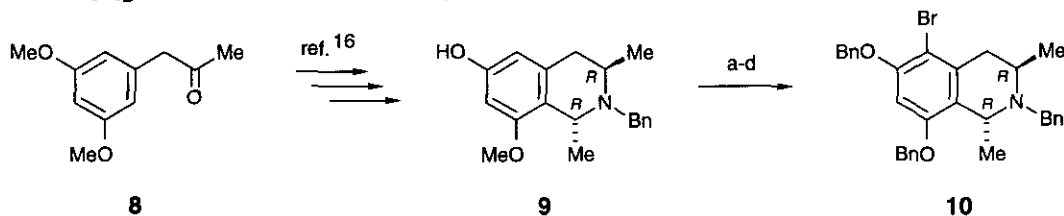
The synthesis starts with 4 (pale yellow oil),¹⁴ prepared by *O*-isopropylation (*i*-PrBr, acetone, 88 %) and subsequent bromination (Br₂, NaOAc, CH₂Cl₂, 62 %) of 3-hydroxybenzaldehyde. For the annulation of the second ring, the introduction of the missing C₄-unit by a Wittig reaction proved to give higher yields than the Stobbe approach frequently used in the literature.¹² With the known¹⁵ building block (5) we obtained, after selective cleavage of the *tert*-butyl ester group with CF₃CO₂H, the α,β -unsaturated monoester (6) (mp 86 °C),¹⁴ which was cyclized, *O*-deacetylated, and

O-methylated. Transformation of the ester functionality into the required methyl substituent was brought about by LAH-reduction and subsequent deoxygenation of the primary hydroxyl group by hydroxy/halogen exchange^{9,13} and further reduction to give **7** (mp 78 °C).¹⁴



Scheme 1: Preparation of the naphthalene building block **7**. Reaction conditions: a) NaH, THF, 24 h, 0 °C to room temperature, 61 %; b) CF₃CO₂H/H₂O, 10 h, room temperature, 94 %; c) Ac₂O, 14 h, reflux; d) EtOH/EtONa, THF, 4 h, 89 % from **6**; e) Me₂SO₄, acetone, K₂CO₃, reflux, 15 h, 97 %; f) LiAlH₄, THF, 1 h, 0 °C, 93 %; g) (BrCCl₂)₂/PPh₃,¹³ CH₂Cl₂, 30 min, room temperature, 93 %; h) LiAlH₄, THF, 2 h, 0 °C, 95 %.

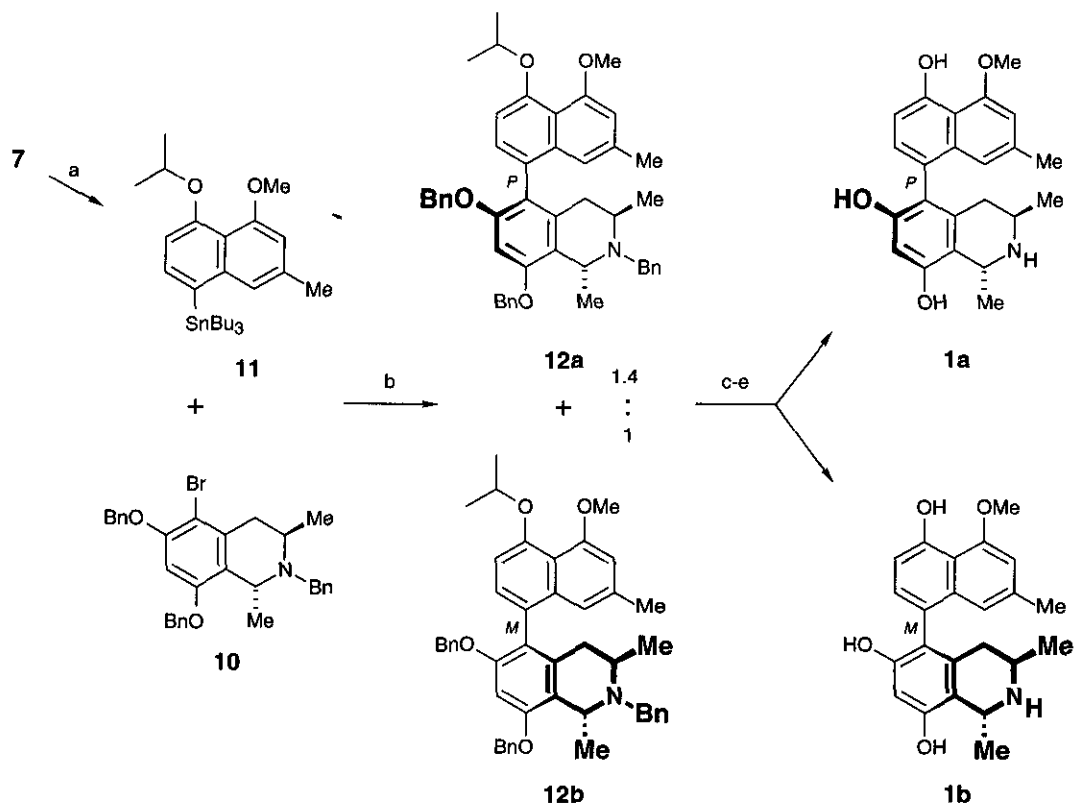
As a precursor for the heterocyclic moiety of our target molecules, we chose the tetrahydroisoquinoline (**10**), *i.e.* with benzyl groups for the protection of both *N*- and *O*-functionalities, and again a bromine substituent at the site of the scheduled biaryl coupling. For its preparation, we could start from the correctly 1*R*,3*R*-configured tetrahydroisoquinoline (**9**), the directed synthesis of which from the arylpropanone (**8**) had already been described.¹⁶ Thus, whereas *O*-demethylation of **9** and subsequent double benzylation turned out to be very tedious, better results could be obtained by a stepwise *O*-benzylation / *O*-demethylation / *O*-benzylation sequence, followed by a regioselective bromination in the 5-position of the tetrahydroisoquinoline, to give **10** (characterized as its HCl salt: mp 130°C, [α]_D²⁰ +36°, *c* = 0.49 in ethanol).¹⁴



Scheme 2: Preparation of the isoquinoline building block (**10**). Reaction conditions: a) BnBr, 2N NaOH, CH₂Cl₂, ^tBu₃NBnCl, 5 h, room temperature; b) ^tPrSNa, DMF, 150 °C, 5 h, 44 % from **9**; c) BnBr, 2N NaOH, CH₂Cl₂, ^tBu₃NBnCl, 2 h, room temperature, 91 %; d) Br₂, DMF, 3 d, room temperature, 94 %.

For the activation of the coupling sites such as halogen or *O*-triflate leaving groups on the electrophilic partner and boronic acid or trialkylstannyl groups on the nucleophilic partner, the use of a

brominated isoquinoline (**10**) and a stannylated naphthalene (**11**) turned out to be the combination of choice. Initially tested with 4-bromoarcinol dimethyl ether (62 %) as a model for the isoquinoline part, also the bis-*O*-methylated analog of **10** (61 %), the respective dibenzyl derivative (**10**) itself (15 %) could likewise be coupled in satisfactory yields, giving the two atropodiastereomers (**12a/12b**),¹⁴ the first synthetic 5,8'-coupled naphthylisoquinolines, in a 1.4:1 ratio. As both diastereomeric target molecules (**1a**) and (**1b**) occur in nature and will both be needed with respect to a later directed synthesis of michellamine B (**3**), this initial poor stereoselectivity was not further optimized at this point. Because of the very similar chromatographic properties of **12a** and **12b**, and the facile diastereomeric separation of **1a** and **1b** described in the literature,² **12a** and **12b** were not resolved, but immediately deprotected by treatment with BCl_3 to cleave the ether functions, and subsequent catalytic hydrogenation to set free the amino group, giving a mixture of **1a** and **1b**. Final atropodiastereomer separation was performed by hplc on an amino-bonded phase column, as published earlier.²



Scheme 3: Convergent construction of the alkaloids. Reaction conditions: a) $t\text{BuLi}$, Bu_3SnCl , THF, 2 h, -78°C to room temperature, 89 % b) $\text{PdCl}_2(\text{PPh}_3)_2$, PPh_3 , LiCl , Cu(I)Br , DMF, 40 h, 135°C , 15 %; c) BCl_3 , CH_2Cl_2 , 10 min, room temperature; d) H_2 , Pd/C, MeOH; e) atropodiastereomer separation according to ref.²

By this way, the two atropodiastereomeric natural products (**1a**) and (**1b**) could be obtained in pure form. They proved to be fully identical with authentic samples kindly provided by Dr. M. Boyd, National Cancer Institute, Frederick, Maryland, USA, with respect to physical, chiroptical, spectroscopic, and chromatographic data, thus also unambiguously confirming the structure of these alkaloids as established recently.²

This first total synthesis of korupensamines A and B is of great importance not only because it constitutes the first preparative access to 5,8'-coupled naphthylisoquinolines and, at the same time, to the most polar representatives of this class of natural products ever synthesized, but also with respect to a scheduled first total synthesis of their dimeric analogs, the michellamines, which is in progress.

ACKNOWLEDGEMENTS

Financial support by the Deutsche Forschungsgemeinschaft and the Fonds der Chemischen Industrie is gratefully acknowledged. P.A.K. thanks the Alexander von Humboldt Foundation for a generous fellowship. Furthermore, we wish to thank Mlle. Raphaëlle Lardy for engaged help.

REFERENCES AND NOTES

1. "Acetogenic Isoquinoline Alkaloids", part 66; for part 65, see ref. 2
2. Y.F. Hallock, K.P. Manfredi, J.W. Blunt, J.H. Cardellina, II, M. Schäffer, K.-P. Gulden, G. Bringmann, A.Y. Lee, J. Clardy, G. François, and M. Boyd, *J. Org. Chem.*, 1994, in press.
3. For an easier comparison of naphthylisoquinoline alkaloids of different coupling types, the naphthalene part is (contrary to the IUPAC rules) numbered such that it is always attributed a 2-methyl-4,5-dioxy substitution pattern, independent of the site of the axis.
4. G. Bringmann, R. Zagst, H. Reuscher, and L. Aké Assi, *Phytochemistry*, 1992, **31**, 4011.
5. K.P. Manfredi, J.W. Blunt, J.H. Cardellina, II, J.B. McMahon, L.L. Pannell, G.M. Cragg, and M.R. Boyd, *J. Med. Chem.*, 1991, **34**, 3402.
6. G. Bringmann, R. Zagst, M. Schäffer, Y.F. Hallock, J.H. Cardellina II, and M.R. Boyd, *Angew. Chem.*, 1993, **105**, 1242; *Angew. Chem. Int. Ed. Engl.*, 1993, **32**, 1190.
7. G. Bringmann, K.-P. Gulden, Y.F. Hallock, K.P. Manfredi, J.H. Cardellina II, M.R. Boyd, J. Fleischhauer, and B. Kramer, *Tetrahedron*, 1994, **50**, 7087.
8. M.R. Boyd, Y.F. Hallock, J.H. Cardellina, II, K.P. Manfredi, J.W. Blunt, J.B. McMahon, R.W. Buckheit, Jr, G. Bringmann, M. Schäffer, G.M. Cragg, D.W. Thomas, and J.G. Jato, *J. Med. Chem.*, 1994, **37**, 1740.

9. G. Bringmann, J.R. Jansen, and H.-P. Rink, *Angew. Chem.*, 1986, **98**, 917; *Angew. Chem. Int. Ed. Engl.*, 1986, **25**, 913.
10. G. Bringmann and H. Reuscher, *Angew. Chem.*, 1989, **101**, 1725; *Angew. Chem. Int. Ed. Engl.*, 1989, **28**, 1672.
11. G. Bringmann and J.R. Jansen, *Synthesis*, 1991, 825.
12. B.O. Handford and W. B. Whalley, *J. Chem. Soc.*, 1963, 3896.
13. G. Bringmann and S. Schneider, *Synthesis*, 1983, 139.
14. All new compounds gave satisfactory spectroscopic and analytic data.
15. W.M. Owton, P.T. Gallagher, and A. Juan-Montesinos, *Synthetic Commun.*, 1993, **23**, 2119, and lit. cited therein.
16. G. Bringmann, R. Weirich, H. Reuscher, J.R. Jansen, L. Kinzinger, and T. Ortman, *Liebigs Ann. Chem.*, 1993, 877.

Received, 11th April, 1994