

SYNTHESIS OF 5-PHOSPHONYL-2(1H)-PYRIDONES FROM PRIMARY β -ENAMINOPHOSPHONATE AND ACETYLENIC ESTERS

Francisco Palacios*, Jesús García, Ana M^a Ochoa de Retana, and Julen Oyarzabal.
Departamento de Química Orgánica, Facultad de Farmacia, Universidad del País Vasco, Apto. 450, 01080 Vitoria, Spain

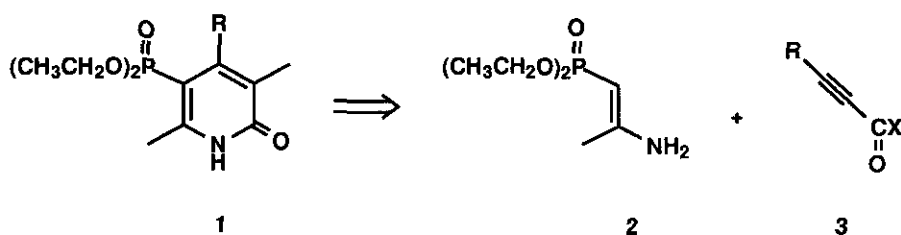
Abstract- Primary β -enaminophosphonates (**2**) are obtained from metallated diethyl methylphosphonate and nitriles. Reaction of enamines (**2**) with ethyl propiolate and dimethyl acetylenedicarboxylate yields 1:1 adducts (**7**) and (**8**), respectively. Treatment of monoadducts (**7**) with sodium hydride leads to 5-phosphonyl-2(1H)-pyridones (**1**). Functionalized enamines (**8**) undergo thermal cyclocondensation to give pyridones (**9**).

The group of compounds containing the 2(1H)-pyridone moiety are a prominent structural feature in a variety of natural products, as well as in other compounds of medicinal interest¹ and have attracted attention for their biological activities.² They constitute the skeleton of elfamycin antibiotics³ and the antifungal compound ilicocilin⁴ and even simple 2(1H)-pyridones find many applications in pharmacology due to their antimicrobial activity against *Candida albicans*⁵ and for their ability to induce leukemia cell differentiation "in vitro".⁶ On the other hand, β -aminoalkyl phosphonates, phosphonic isostere analogues of β -amino acids are gaining in interest in medicinal chemistry⁷ since they are simple mimetics of amino acids, can provide useful substrates for biochemical, pharmacological and immunochemical studies and are used as potential enzyme inhibitors,⁸ anti-inflammatory and anti-arthritis agents,⁹ as inhibitors of calcium release¹⁰ and as fungicides and bactericidal agrochemicals.¹¹

Classical approaches¹² to 2(1H)-pyridones involving condensation reactions^{12,13} or cycloaddition reactions^{12,14} to effect the ring closure of appropriate precursors, have been reported. However, to the best of our knowledge, the entry to phosphorus substituted 2-pyridones is restricted to the synthesis of 3-triphenylphosphoranopyrid-2-ones¹⁵ obtained by [4+2] cycloaddition processes, λ^5 -phosphazenylypyridones obtained by cyclocondensation reactions¹⁵ and 3-phosphonyl substituted 2-pyridones¹⁷ obtained from simple pyridones. These latter heterocyclic phosphonate derivatives have "in vitro" activity as cyclic adenosine monophosphonate-dependent protein kinase agonists.¹⁷

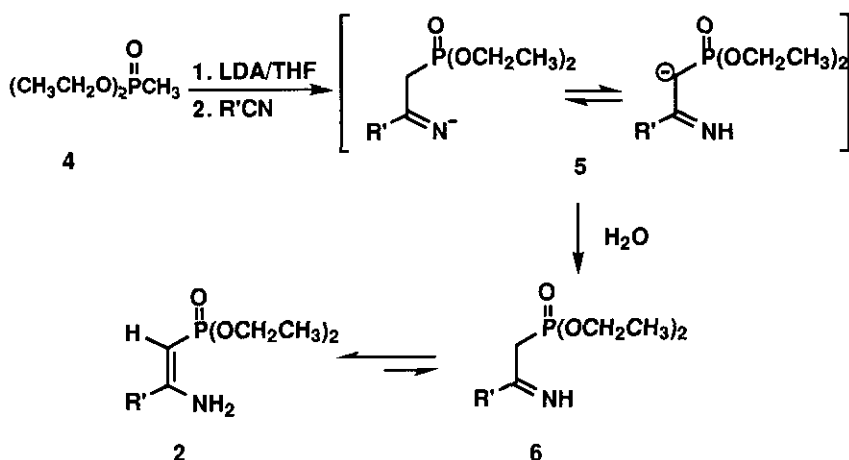
Recently, we interested in the preparation of new families of heterocycles derived from aminophosphonates¹⁸ and in the use of β -enaminophosphorus derivatives as intermediates in the synthesis of acyclic allylamines,¹⁹ 1-azadienes²⁰ and α,β -unsaturated hydrazones.²¹ In this context, it is noteworthy

that, retrosynthetically, pyridones substituted by a phosphonate group in 5-position could be envisaged by reaction of primary enamines (**2**) with electrophilic acetylenes (**3**) (Scheme 1). In previous papers we have reported a preparation of primary β -enamines derived from phosphazenes²² and we have used them in the synthesis of cyclic²³ and acyclic²⁴ compounds. Continuing with our interest in the synthesis of new phosphorus substituted heterocycles and with the reactivity of functionalized enamines, we report here a synthesis of 5-phosphonylpyridones (**1**) from primary β -enamino-phosphonates (**2**) and acetylenic esters (**3**).



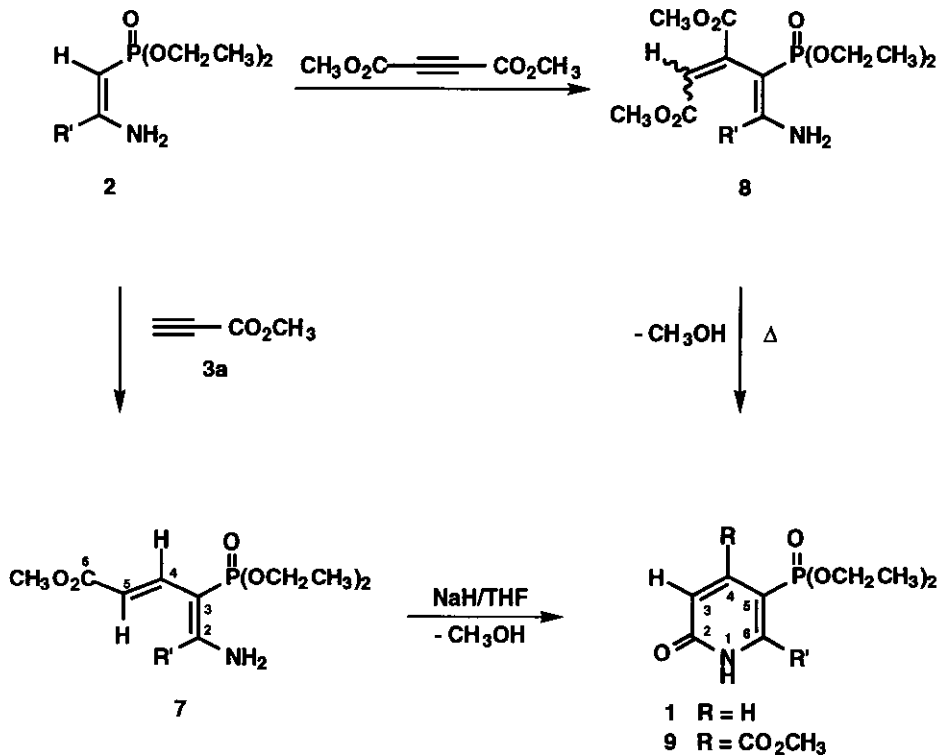
Scheme 1

Required enamines derived from phosphonates (**2**) are obtained through α -lithiation of methyl phosphonate (**4**) followed by reaction with nitriles in a similar way to that previously reported for other phosphorus derivatives such as phosphazenes and phosphine oxides.²² Thus, when diethyl methylphosphonate (**4**) was treated with LDA followed by addition of nitriles and aqueous work-up,²⁵ primary β -enamino-phosphonates (**2**) were isolated (Scheme 2). Spectroscopy data are consistent with the proposed structure. Formation of primary enamines (**2**) can be assumed to proceed *via* hydrolysis of ketimino intermediates (**5**) followed by *prototropic tautomerization* of β -iminophosphonates (**6**). (Scheme 2). Recently, the reaction of diethyl lithiummethylphosphonate with nitriles followed by reduction²⁶ or by addition of carbonyl compounds²⁷ has been used in the preparation of allylamines²⁶ and α,β -unsaturated ketones.²⁷ However, neither β -imino (**6**) nor β -enamine (**2**) has been isolated and reported.











Scheme 2

When primary β -enaminophosphonates (**2**) was allowed to react with an equimolecular amount of methyl propiolate (**3a**) in toluene at 90°C, dienamino esters (**7**) were obtained with excellent yields (77-82%) in a regioselective fashion (Scheme 3). The structure of the 1:1 adducts (**7**) is supported by the spectroscopic data. Functionalized primary β -enaminophosphonates (**7**) were thermally stable and did not cyclize in refluxing toluene for 72 hours. Enamines (**7**) underwent cyclocondensation to 2(1*H*)-pyridones by expulsion of a molecule of methanol when adducts (**7**) were treated with sodium hydride in tetrahydrofuran.²⁸ Compounds (**1**) were characterized on the basis of their spectroscopic data, and can alternatively be prepared in "one pot" synthesis from β -enamines (**2**), when crude 1:1 adducts (**7**), obtained after evaporation of the solvent, are directly treated, without their isolation, with sodium hydride in THF.



Scheme 3

Table 1. Enamines (**2**, **7**, **8**) and 2(1*H*)-pyridones (**1**, **9**).

Compound	R'	Yield(%)		mp (°C)
2a	p-CH ₃ -C ₆ H ₄	90 ^a		oil ^b
2b		82 ^a		oil ^b
2c		81 ^a		oil ^b
7a	p-CH ₃ -C ₆ H ₄	82 ^c		117-118
7b		78 ^c		93-94
7c		77 ^c		105-106
8a	p-CH ₃ -C ₆ H ₄	80 ^c		oil ^d
8c		83 ^c		oil ^d
1a	p-CH ₃ -C ₆ H ₄	81 ^e	73 ^c	112-113
1b		76 ^e	70 ^c	131-132
1c		74 ^e	68 ^c	154-155
9a	p-CH ₃ -C ₆ H ₄	92 ^f		193-194
9c		91 ^f		oil ^d

^aYield of isolated products (**2**) based on **4**. ^bOils isolated after "trap to trap" high vacuum distillation (10⁻⁵ torr). ^cYield of isolated products based on (**2**). ^dPurified by flash chromatography. ^eYield of isolated products based on (**7**). ^fYield of isolated products based on (**8**).

In order to enhance the scope and the synthetic use of this reaction, the synthesis of pyridone derivatives substituted with phosphonic and carboxylic ester groups (**9**) was explored, and the regiospecific addition of methyl propiolate to primary β -enamines (**2**) was extended to dimethyl acetylenedicarboxylate. Thus, the reaction of enamines (**2**) with acetylene diester (**3b**) in tetrahydrofuran at room temperature (24 hours) yielded dienamino esters (**8**).²⁹ Spectral data are in agreement with structure (**8**) and are consistent with previously reported data.²⁴ Heating of functionalized enamines (**8**) for 12 hours at 50 °C afforded substituted 2(1*H*)-pyridones (**9**) containing phosphonic and carboxylic ester groups in the heterocyclic ring. In conclusion, the synthesis described in this paper provides an efficient and easy access to 2(1*H*)-pyridones substituted with a phosphonate group in 5-position, making use of readily available starting materials.

Table 2. Selected spectral data for the compounds.

Compound	^{31}P - nmr(CDCl ₃) ^a δ (ppm)	^1H -nmr (CDCl ₃) ^b δ (ppm)	^{13}C -nmr (CDCl ₃) ^b δ (ppm)	ν (cm ⁻¹) i ^c	m/s ^d (m/z)
2a	27.1	1.26 (t, 6H, $^3J_{\text{HH}}=7.0$ Hz, CH ₃), 2.30 (s, 3H, CH ₃), 4.00 (m, 4H, $^3J_{\text{HH}}=7.0$ Hz, OCH ₂), 4.04 (d, 1H, $^2J_{\text{PH}}=12.1$ Hz, CH), 5.83 (s, 2H, NH ₂) ^e , 7.12-7.37 (m, 4H, arom)	16.3 (CH ₃), 21.2 (CH ₃), 61.0 (OCH ₂), 73.0 (d, $^1J_{\text{PC}}=192.8$ Hz, CH), 125.4-139.4 (C-arom), 135.1 (d, $^3J_{\text{PC}}=20.7$ Hz, C- <i>ipso</i> arom), 162.0 (d, $^2J_{\text{PC}}=7.0$ Hz, C-N)	3410 and 3326 (NH ₂), 1203 (P=O)	269 (M ⁺ , 20%)
2b	26.1	1.26 (t, 6H, $^3J_{\text{HH}}=7.1$ Hz, CH ₃), 3.98 (q, 4H, $^3J_{\text{HH}}=7.1$ Hz, OCH ₂), 4.29 (d, 1H, $^2J_{\text{PH}}=11.0$ Hz, CH), 5.85 (s, 2H, NH ₂) ^e , 6.39-7.39 (m, 3H, arom)	16.0 (CH ₃), 60.7 (OCH ₂), 70.0 (d, $^1J_{\text{PC}}=197.9$ Hz, CH), 108.7-143.1 (C-arom), 149.6 (d, $^3J_{\text{PC}}=26.0$ Hz, C- <i>ipso</i> arom), 150.3 (d, $^2J_{\text{PC}}=8.1$ Hz, C-N)	3416 and 3332 (NH ₂), 1213 (P=O)	245 (M ⁺ , 59%)
2c	23.8	1.25 (t, 6H, $^3J_{\text{HH}}=7.0$ Hz, CH ₃), 4.00 (q, 4H, $^3J_{\text{HH}}=7.0$ Hz, OCH ₂), 4.20 (d, 1H, $^2J_{\text{PH}}=11.0$ Hz, CH), 6.17 (s, 2H, NH ₂) ^e , 6.96-7.36 (m, 3H, arom)	15.7 (CH ₃), 60.3 (OCH ₂), 72.2 (d, $^1J_{\text{PC}}=194.0$ Hz, CH), 125.0-127.0 (C-arom), 140.0 (d, $^3J_{\text{PC}}=24.0$ Hz, C- <i>ipso</i> arom), 154.4 (d, $^2J_{\text{PC}}=7.7$ Hz, C-N)	3410 and 3340 (NH ₂), 1207 (P=O)	261 (M ⁺ , 12%)
7a	23.9	1.28 (t, 6H, $^3J_{\text{HH}}=7.0$ Hz, CH ₃), 2.33 (s, 3H, CH ₃), 3.55 (s, 3H, OCH ₃), 4.00 (m, 4H, OCH ₂), 4.85 (s, 1H, NH ₂), 5.74 (d, 1H, $^3J_{\text{HH}}=15.7$ Hz, HC=), 7.29 (dd, 1H, $^3J_{\text{HH}}=15.7$ Hz, $^3J_{\text{PH}}=31.9$ Hz, =CH), 7.19-7.38 (m, 4H, arom), 8.93 (s, 1H, NH ₂) ^e	16.3 (CH ₃), 21.3 (CH ₃), 50.9 (OCH ₃), 61.4 (OCH ₂), 86.5 (d, $^1J_{\text{PC}}=179.8$ Hz, C-3), 109.2 (C-5), 128.2-140.5 (C-arom), 134.0 (d, $^3J_{\text{PC}}=15.7$ Hz, C- <i>ipso</i> arom), 144.3 (d, $^2J_{\text{PC}}=8.2$ Hz, C-4), 168.4 (d, $^2J_{\text{PC}}=12.2$ Hz, C-2), 168.9 (C=O)	3347 (NH ₂), 1681 (C=O), 1220 (P=O)	353 (M ⁺ , 26%)
7b	24.3	1.26 (t, 6H, $^3J_{\text{HH}}=7.0$ Hz, CH ₃), 3.65 (s, 3H, OCH ₃), 3.95 (m, 4H, OCH ₂), 5.87 (d, 1H, $^3J_{\text{HH}}=15.7$ Hz, HC=), 6.51 (s, 2H, NH ₂) ^e , 6.76-7.50 (m, 3H, arom), 7.80 (dd, 1H, $^3J_{\text{HH}}=15.7$ Hz, $^3J_{\text{PH}}=30.8$ Hz, =CH)	16.3 (CH ₃), 51.1 (OCH ₃), 61.6 (OCH ₂), 86.0 (d, $^1J_{\text{PC}}=182.3$ Hz, C-3), 111.0-144.2 (C-arom), 117.3 (C-5), 142.5 (d, $^2J_{\text{PC}}=6.5$ Hz, C-4), 147.0 (d, $^3J_{\text{PC}}=22.7$ Hz, C- <i>ipso</i> arom), 154.0 (d, $^2J_{\text{PC}}=15.1$ Hz, C-2), 169.0 (C=O)	3382 (NH ₂), 1705 (C=O), 1219 (P=O)	329 (M ⁺ , 54%)
7c	23.8	1.28 (t, 6H, $^3J_{\text{HH}}=7.1$ Hz, CH ₃), 3.60 (s, 3H, OCH ₃), 4.02 (m, 6H, OCH ₂ and NH ₂) ^e , 5.84 (d, 1H, $^3J_{\text{HH}}=15.9$ Hz, HC=), 7.06-7.40 (m, 3H, arom), 7.60 (dd, 1H, $^3J_{\text{HH}}=15.9$ Hz, $^3J_{\text{PH}}=30.9$ Hz, =CH)	16.2 (CH ₃), 51.0 (OCH ₃), 61.6 (OCH ₂), 88.5 (d, $^1J_{\text{PC}}=168.5$ Hz, C-3), 110.6 (C-5), 127.6-130.8 (C-arom), 137.1 (d, $^3J_{\text{PC}}=19.1$ Hz, C- <i>ipso</i> arom), 143.5 (d, $^2J_{\text{PC}}=7.5$ Hz, C-4), 159.7 (d, $^2J_{\text{PC}}=14.0$ Hz, C-2), 168.9 (C=O)	3368 (NH ₂), 1696 (C=O), 1216 (P=O)	345 (M ⁺ , 26%)
8a	24.3	1.24 (t, 6H, $^3J_{\text{HH}}=7.1$ Hz, CH ₃), 2.25 (s, 3H, CH ₃), 3.15 (s, 3H, OCH ₃), 3.50 (s, 3H, OCH ₃), 4.00 (m, 6H, OCH ₂ and NH ₂) ^e , 5.93 (d, 1H, $^4J_{\text{PH}}=2.4$ Hz, HC=), 7.05-7.22 (m, 4H, arom)	16.2 (CH ₃), 21.2 (CH ₃), 51.4 (OCH ₃), 51.7 (OCH ₃), 61.7 (OCH ₂), 103.7 (d, $^1J_{\text{PC}}=130.2$ Hz, C-3), 120.5 (d, $^3J_{\text{PC}}=5.8$ Hz, C-5), 128.6-140.4 (C-arom), 134.4 (d, $^3J_{\text{PC}}=16.0$ Hz, C- <i>ipso</i> arom), 145.1 (d, $^2J_{\text{PC}}=7.2$ Hz, C-4), 165.9, 166.4 and 166.6 (C-2, C-6 and C=O)	3410 (NH ₂), 1735 (C=O), 1729 (C=O), 1209 (P=O)	411 (M ⁺ , 6%)

Table 2. (continuation)

Com- pound	^3Jp - nmr(CDCl ₃) ^a δ (ppm)	^1H -nmr (CDCl ₃) ^b δ (ppm)	^{13}C -nmr (CDCl ₃) ^b δ (ppm)	ir ^c ν (cm ⁻¹)	ms ^d (m/z)
8c	22.0	1.25 (t, 6H, $^3\text{J}_{\text{HH}}=7.1$ Hz, CH ₃), 3.32 (s, 3H, OCH ₃), 3.57 (s, 3H, OCH ₃), 4.03 (m, 6H, OCH ₂ and NH ₂) ^e , 6.00 (d, 1H, $^4\text{J}_{\text{PH}}=2.7$ Hz, HC=), 6.92-7.32 (m, 3H, arom)	15.9 (CH ₃), 51.4 (OCH ₃), 51.8 (OCH ₃), 61.5 (OCH ₂), 86.0 (d, $^1\text{J}_{\text{PC}}=186.1$ Hz, C-3), 121.5 (d, $^3\text{J}_{\text{PC}}=5.5$ Hz, C-5), 125.2-127.0 (C-arom), 137.3 (d, $^3\text{J}_{\text{PC}}=20.7$ Hz, C- <i>ipso</i> arom), 143.8 (d, $^2\text{J}_{\text{PC}}=7.6$ Hz, C-4), 158.0, 167.0 and 167.8 (C-2, C-6 and C=O)	3414 (NH ₂) 1736 (C=O) 1723 (C=O) 1219 (P=O)	403 (M ⁺ , 4%)
1a	17.0	1.08 (t, 6H, $^3\text{J}_{\text{HH}}=7.0$ Hz, CH ₃), 2.37 (s, 3H, CH ₃), 3.87 (m, 4H, OCH ₂), 6.42 (dd, 1H, $^3\text{J}_{\text{HH}}=9.8$ Hz, $^4\text{J}_{\text{PH}}=2.9$ Hz, HC=), 7.22-7.41 (m, 4H, arom), 7.79 (dd, 1H, $^3\text{J}_{\text{HH}}=9.8$ Hz, $^3\text{J}_{\text{PH}}=10.7$ Hz, =CH), 10.10 (s, 1H, NH) ^f	16.0 (CH ₃), 21.5 (CH ₃), 62.0 (OCH ₂), 105.0 (d, $^1\text{J}_{\text{PC}}=209.0$ Hz, C-5), 118.0 (d, $^3\text{J}_{\text{PC}}=13.1$ Hz, C-3), 128.6-144.2 (C-arom and C-4), 154.0 (d, $^2\text{J}_{\text{PC}}=19.1$ Hz, C-6), 163.9 (C-2)	3065 (NH) 1670 (C=O) 1229 (P=O)	321 (M ⁺ , 100%)
1b	16.4	1.22 (t, 6H, $^3\text{J}_{\text{HH}}=7.0$ Hz, CH ₃), 4.00 (m, 4H, OCH ₂), 6.40 (dd, 1H, $^3\text{J}_{\text{HH}}=9.6$ Hz, $^4\text{J}_{\text{PH}}=2.5$ Hz, HC=), 6.56-7.60 (m, 3H, arom), 7.83 (dd, 1H, $^3\text{J}_{\text{HH}}=9.6$ Hz, $^3\text{J}_{\text{PH}}=10.9$ Hz, =CH), 10.15 (s, 1H, NH) ^f	16.1 (CH ₃), 62.4 (OCH ₂), 102.0 (d, $^1\text{J}_{\text{PC}}=205.5$ Hz, C-5), 112.8-144.1 (C-arom, C-3 and C-4), 144.9 (C-6), 162.9 (C-2)	3137 (NH) 1670 (C=O) 1242 (P=O)	297 (M ⁺ , 100%)
1c	15.7	1.11 (t, 6H, $^3\text{J}_{\text{HH}}=7.1$ Hz, CH ₃), 3.92 (m, 4H, OCH ₂), 6.42 (dd, 1H, $^3\text{J}_{\text{HH}}=9.8$ Hz, $^4\text{J}_{\text{PH}}=1.8$ Hz, HC=), 7.08-7.52 (m, 3H, arom), 7.80 (dd, 1H, $^3\text{J}_{\text{HH}}=9.8$ Hz, $^3\text{J}_{\text{PH}}=11.0$ Hz, =CH), 10.22 (s, 1H, NH) ^f	16.0 (CH ₃), 62.1 (OCH ₂), 106.0 (d, $^1\text{J}_{\text{PC}}=208.0$ Hz, C-5), 118.5 (d, $^3\text{J}_{\text{PC}}=13.1$ Hz, C-3), 127.2-144.2 (C-arom and C-4), 146.9 (C-6), 163.9 (C-2)	3074 (NH) 1684 (C=O) 1228 (P=O)	313 (M ⁺ , 100%)
9a	12.5	1.15 (t, 6H, $^3\text{J}_{\text{HH}}=7.0$ Hz, CH ₃), 2.33 (s, 3H, CH ₃), 3.74 (s, 3H, OCH ₃), 3.96 (m, 4H, OCH ₂), 7.04 (s, 1H, HC=), 7.17-7.54 (m, 4H, arom), 9.09 (s, 1H, NH) ^f	16.1 (CH ₃), 21.6 (CH ₃), 52.3 (OCH ₃), 61.9 (OCH ₂), 119.1 (d, $^1\text{J}_{\text{PC}}=198.8$ Hz, C-5), 126.8-142.0 (C-arom, C-3 and C-4), 136.0 (d, $^3\text{J}_{\text{PC}}=12.2$ Hz, C- <i>ipso</i> arom), 156.0 (d, $^2\text{J}_{\text{PC}}=13.7$ Hz, C-6), 167.0 (C-2), 167.6 (d, $^3\text{J}_{\text{PC}}=2.3$ Hz, C=O)	3091 (NH) 1742 (C=O) 1728 (C=O) 1222 (P=O)	379 (M ⁺ , 59%)
9c	12.3	1.19 (t, 6H, $^3\text{J}_{\text{HH}}=7.1$ Hz, CH ₃), 3.76 (s, 3H, OCH ₃), 3.98 (m, 4H, OCH ₂), 7.60-7.80 (m, 4H, arom and HC=), 9.31 (s, 1H, NH) ^f	16.0 (CH ₃), 52.2 (OCH ₃), 62.0 (OCH ₂), 111.150 (C-arom, C-3, C-4 and C-5), 167.1 (C-2), 167.5 (d, $^3\text{J}_{\text{PC}}=2.3$ Hz, C=O)	3111 (NH) 1749 (C=O) 1730 (C=O) 1235 (P=O)	371 (M ⁺ , 6%)

^a Obtained on a Varian VXR 300 Spectrometer. ^b Recorded in a Bruker AC-250 Spectrometer. ^c Recorded in a Nicolet FTIR Magna 550. ^d Obtained on a Hewlett Packard 5890 Spectrometer. ^e Deuterium oxide exchangeable proton.

ACKNOWLEDGEMENTS

Financial support by Dirección General de Investigación Científica y Técnica (DGICYT, PB 93-0501) and by the Consejería de Educación y Universidades del Gobierno Vasco (PI 94-36) is gratefully acknowledged.

REFERENCES

1. D. Lednicer and L. A. Mitscher in "The Organic Chemistry of Drug Synthesis", Wiley, New York. Vol. 1-3, 1977, 1980, 1984. D. Lednicer, L. A. Mitscher, and G. I. Georg in "The Organic Chemistry of Drug Synthesis", Wiley, New York. Vol. 4, 1990.
2. J. B. Pierce, Z. V. Ariyan, and G. S. Ovenden, *J. Med. Chem.*, 1982, **25**, 131.
3. R. E. Dolle and K. C. Nicolau, *J. Am. Chem. Soc.*, 1985, **107**, 1691.
4. R. J. Cox and D. O'Hagan, *J. Chem. Soc., Perkin Trans. 1*, 1991, 2537.
5. A. Attia and M. Michael, *Pharmazie*, 1982, **37**, 551.
6. C. Li, E. L. Schwartz, S. L. Mella, L. S. Rittmann, and A. C. Sartorelli, *J. Med. Chem.*, 1981, **24**, 1092.
7. For reviews see: A. D. F. Toy and E. N. Walsh in "Phosphorus Chemistry in Everyday Living"; American Chemical Society, Washington DC, 1987, p. 333. B. Dhawar and D. Redmore, "Phosphorus & Sulfur", 1987, **32**, 119; R. E. Hoaglan in "Biologically Active Natural Products" ed. by H. G. Culter; ACS Symposium Series 380, American Chemical Society, Washington, DC, 1988, p. 182; P. Kafarsky and B. Lejezak, "Phosphorus & Sulfur", 1991, **63**, 193. R. Engel in "Handbook of Organophosphorus Chemistry", M. Dekker, Inc., New York, 1992.
8. D. B. Berkowitz, Q. Shen, and J. H. Maeng, *Tetrahedron Lett.*, 1994, **35**, 6445.
9. R. A. Johnson, *U. S. Patent 5.347.029 (Chem. Abstr., 1995, 122, 31708)*.
10. C. Naumann, H. J. Lang, J. Sandow, and A. H. Moura. *Eur. Pat. Appl.* EP 600.371 (*Chem. Abstr.*, 1994, **121**, 205669).
11. P. Diel and L. Maier, *Ger. Offen* DE 4304861 (*Chem. Abstr.*, 1994, **120**, 134814).
12. For reviews see: G. Jones in "Comprehensive Heterocyclic Chemistry", ed. by A. R. Katritzky, C. W. Rees, A. J. Boulton, and A. Mckillop, Pergamon Press, Oxford, 1984, Vol. 2, p. 295. H. Tieckelmann in "Pyridine and its Derivatives", ed. by R. A. Abramovitch, Wiley, New York, 1975, Supplement, Part 3, 599.
13. G. P. Gisby, S. E. Royal, and P. G. Sammes, *J. Chem. Soc., Perkin Trans. 1*, 1982, 169; E. Schmitz and S. Schram, *J. Prakt. Chem.*, 1982, **324**, 82; M. T. Cocco, C. Congin, A. Maccioni, and V. Onnio, *Synthesis*, 1991, 371.
14. J. H. Rigby and N. Balasubramanian, *J. Org. Chem.*, 1984, **54**, 224.
15. L. Kniezvo, P. Kristian, and J. Imrich, *Tetrahedron*, 1988, **44**, 543.
16. J. Barluenga, F. López, and F. Palacios, *J. Chem. Soc., Perkin Trans. 1*, 1989, 2273.
17. K. J. Murray, R. A. Porter, M. D. Prain, and B. H. Warrington, *PCT Int., Appl.* WO 93 10.093 (*Chem. Abstr.*, 1993, **119**, 180664).
18. F. Palacios, A. M. Ochoa de Retana, and J. Pagalday, *Heterocycles*, 1995, **40**, 543.

19. F. Palacios, D. Aparicio, and J. García, *Synlett*, 1994, 260.
20. J. Barluenga, I. Merino, and F. Palacios, *Tetrahedron Lett.*, 1989, **30**, 5493.
21. F. Palacios, D. Aparicio, and J. M. de los Santos, *Tetrahedron Lett.*, 1993, **34**, 3481.
22. J. Barluenga, F. López, F. Palacios, F. H. Cano, and M. C. Foces, *J. Chem. Soc., Perkin Trans. 1*, 1988, 2329.
23. J. Barluenga, F. López, and F. Palacios, *Tetrahedron Lett.*, 1987, **28**, 2875; J. Barluenga, F. López, and F. Palacios, *J. Chem. Soc., Chem. Commun.*, 1985, 1681.
24. F. López, E. Peláez, F. Palacios, J. Barluenga, S. García, B. Tejerina, and A. García, *J. Org. Chem.*, 1994, **59**, 1984.
25. Typical procedure for the preparation of compound (**2a**). A dry flask, 100 ml, 2 necked, fitted with a dropping funnel, gas inlet, and magnetic stirred, was charged 5 mmol of LDA and 25 ml of THF at -78°C under N_2 atmosphere, and a solution of methyl phosphonate (0.76 g, 5 mmol) in 25 ml of THF was then added. After stirring for 1 h at -78°C , a solution of *p*-tolunitrile (0.6 g, 5 mmol) in 10 ml of THF was added. The mixture was stirred until tlc indicated the disappearance of the nitrile compound (18 h). The mixture was then diluted with 50 ml of water and extracted with CH_2Cl_2 . The CH_2Cl_2 layers were washed with water. The organic layers were dried over MgSO_4 , filtered. Removal of the solvent under reduced pressure gave the crude product, which was purified by high vacuum distillation (10^{-5} Torr).
26. W. S. Shin, K. Lee, and D. Y. Oh, *Tetrahedron Lett.*, 1995, **36**, 281.
27. K. Lee and D. Y. Oh, *Synthesis*, 1991, 213.
28. Typical procedure for the synthesis of 2(1*H*)-pyridone (**1a**). To a solution of enamine (**2a**) (1.35 g, 5 mmol) in toluene was added methyl propiolate (0.42 g, 5 mmol), and the reaction mixture was stirred for 72 h at 90°C . Evaporation of the solvent afforded a solid, which was recrystallized from hexane: CH_2Cl_2 to give compound (**7a**). Adduct (**7a**) (0.88 g, 2.5 mmol) was slowly added at 0°C to a stirred suspension of NaH (0.07 g, 2.5 mmol) in 15 ml of dry THF and stirring is continued at room temperature until completion (tlc control). The reaction mixture was washed with water. After extraction with CH_2Cl_2 , the separated organic layer was dried over MgSO_4 . Evaporation of the solvent under reduced pressure gave the crude product, which was recrystallized from hexane: CH_2Cl_2 .
29. Typical procedure for the preparation of the adduct (**8a**). Dimethyl acetylenedicarboxylate (0.71 g, 5 mmol) was added to a solution of enamine (**2a**) (1.35 g, 5 mmol) in 25 ml of dried THF. The mixture was stirred at room temperature until tlc indicated the completion of the reaction, approximately 24 h. Solvent evaporation of the reaction mixture followed by flash column chromatography (neutral aluminum oxide, 18 g; eluent, 5:1, *n*-hexane:ether), afforded 1.64 g of compound (**8a**). ($R_f = 0.64$ for **8a**). Adduct (**8a**) (1.03 g, 2.5 mmol) was heated in 15 ml of dried THF for 12 h at 50°C . Removal of the solvent at reduced pressure gave very crude pyridone (**9a**).