

SYNTHESIS OF THE 8H-ISOQUINO[2,1-b][2]BENZAZOCINE SYSTEM VIA 1,3-DIPOLAR
CYCLOADDITION OF 8-METHOXYBERBERINEPHENOLBETAINE

Miyoji Hanaoka,* Akimori Wada, Shingo Yasuda, Chisato Mukai, and Takeshi Imanishi

Faculty of Pharmaceutical Sciences, Kanazawa University, Takara-machi,
Kanazawa 920, Japan

Abstract — Reaction of 8-methoxyberberinephenolbetaine with various acetylenic compounds afforded the 1,3-dipolar cycloadducts, which were heated subsequently in ethanol to provide the 8H-isoquino[2,1-b][2]benzazocines in excellent yields.

1,3-Dipolar cycloaddition of six-membered heteroaromatic betaines has been recently demonstrated to be a useful reaction for synthesis of heterocyclic compounds.¹ We now report a simple synthesis of a new ring system, 8H-isoquino[2,1-b][2]benzazocine, via 1,3-dipolar cycloaddition of 8-methoxyberberinephenolbetaine (**1**)² derived from berberine.

Treatment of **1** with dimethyl acetylenedicarboxylate (**2a**) in tetrahydrofuran (THF) under reflux for 10 min afforded the cycloadduct (**3a**) [57%, mp 247-249°, *m/e* 523 (*M*⁺), *v* (CHCl₃) 1735sh, 1730 and 1690 cm⁻¹, *δ* (CDCl₃) 7.74 (1H, d, H-12), 6.85 (1H, d, H-11), 6.83 (1H, s, H-1), 6.57 (1H, s, H-4), 5.90 (2H, s, OCH₂O), 3.87 (3H, s, OCH₃), 3.83 (6H, s, OCH₃×2), 3.73 and 3.51 (each 3H, s, OCH₃)] along with the azocine (**4a**) [22%, mp 252-253°, *m/e* 523 (*M*⁺), *v* 1720, 1715 and 1638 cm⁻¹, *δ* 6.91 (2H, s, H-9 and H-10), 6.57 (1H, s, H-4), 6.17 (1H, s, H-1), 5.85 (2H, s, OCH₂O), 3.97, 3.90, 3.70, 3.60 and 3.55 (each 3H, s, OCH₃)]. Heating of **3a** in ethanol effected smooth isomerization leading to the azocine (**4a**) (93%). The azocine (**4a**) was also obtained conveniently in 91% yield in one-pot by treatment of **1** with **2a** in THF followed by heating in ethanol without isolation of the cycloadduct (**3a**). The reaction of **1** with several other acetylenes (**2**) gave the similar results which were summarized in the Table.

In the reaction of **1** with unsymmetrical acetylenes (**2c** and **2d**), the cycloadducts

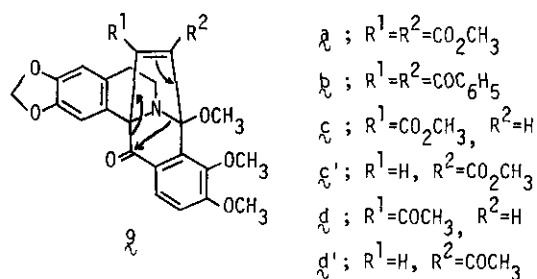
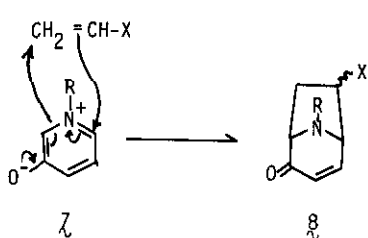
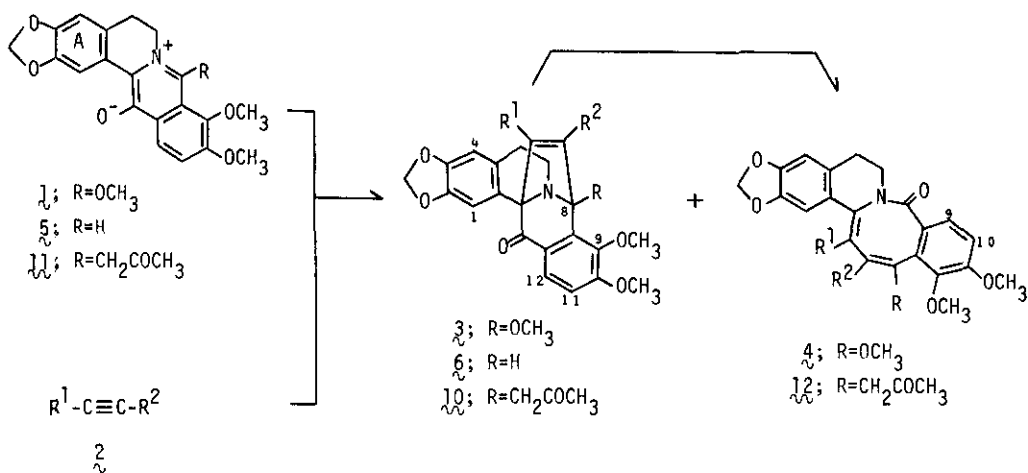


Table. 1,3-Dipolar cycloaddition of the betaine (1) with dipolarophiles (2)

Dipolarophile	Adduct	Yield(%)	Azocine	Yield(%)	Yield(%)
$2a$	$3a$	57	$4a$	22	91^a 93^b
$2b$	$3b$	78	$4b$	4	89^a 90^b
$2c$	$3c$	63	$4c$	2	50^a 79^b
	$3c'$	19	$4c'$	3	27^a 89^b
$2d$	$3d$	45	$4d$	3	43^a 72^b
	$3d'$	12	$4d'$	4	32^a 71^b

a ; One-pot reaction of 1 with 2 . b ; Isomerization of 3 .

(3c) (63%) and (3d) (45%) were obtained predominantly in comparison with the regioisomers (3c') (19%) and (3d') (12%), respectively. The structures of 3c, 3c', 3d, and 3d' were established from the comparison of the chemical shift of the olefinic hydrogen in the $^1\text{H-NMR}$ spectra of the corresponding azocines (4c, 4c', 4d, and 4d'): δ (CDCl_3) 4c 5.41, 4c' ≥ 6.38 ,³ 4d 5.24, and 4d' ≥ 6.40 .³ The lower field shift of the olefinic hydrogen in 4c' and 4d' is due to the effect of anisotropy of the aromatic ring A. Contrary to the general regioselectivity of the cycloaddition $7 + 8$,^{1,4} where X is an electron withdrawing substituent, the above results offer the first examples which exhibited the reverse regioselectivity. Similarly the reaction of berberinephenolbetaine (5)⁵ with 2c or 2d gave the cycloadducts [6c (62%) and 6c' (18%)] or [6d (64%) and 6d' (12%)]: δ (CDCl_3 , H-8) 6c 4.97 (d, $J=2.5$ Hz), 6c' 5.30 (s), 6d 4.95 (d, $J=3$ Hz), 6d' 5.34 (s). The present regioselectivity would be rationalized mainly by secondary orbital overlap⁴ between the ring A of 1 or 5 and the substituent of 2c or 2d in the transition state.

The isomerization of the cycloadducts (3) to the azocines (4) would proceed by electrocyclic reaction as depicted in 9 similar to those reported by Padwa⁶ and Katritzky.⁷ Because the 8-acetyl adduct (10a) derived from the betaine (11)⁸ also isomerized easily to the corresponding azocine (12a) while the 8-hydrogen adducts (6) did not produce the azocines under the same reaction conditions mentioned above, the 8-methoxyl group in 3 may play an important role in the isomerization as a steric releasing effect⁹ rather than an electron donating one. Further mechanistic study on the isomerization is now in progress.

REFERENCES AND FOOTNOTES

1. N. Dennis, A.R. Katritzky, and Y. Takeuchi, Angew. Chem. Inter. Ed., 1976, 15, 1.
2. J.N. Moniot and M. Shamma, J. Amer. Chem. Soc., 1976, 98, 6714; M. Hanaoka, C. Mukai, and Y. Arata, Heterocycles, 1977, 6, 895.
3. The signal of the olefinic hydrogen in 4c' and 4d' could not be distinguished from the singlets due to aromatic protons. This value showed the highest-field signal in this region.
4. N. Dennis, B. Ibrahim, and A.R. Katritzky, J. Chem. Soc. Perkin I, 1976, 2307.
5. T. Takemoto and Y. Kondo, Yakugaku Zasshi, 1962, 82, 1413.
6. A. Padwa and E. Vega, J. Org. Chem., 1975, 40, 175.

7. N. Dennis, A.R. Katritzky and M. Ramaiah, J. Chem. Soc. Perkin I, 1976, 2281.
8. Y. Kondo and T. Takemoto, Yakugaku Zasshi, 1975, 95, 1161. ·
9. A severe steric interaction between the 8- and 9-methoxyl groups in $\mathfrak{3}$ diminishes by isomerization to $\mathfrak{4}$.

Received, 23rd January, 1979