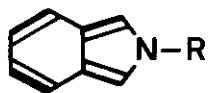


2-TERT-BUTYL-2H-BENZO[F]ISOINDOLE ¹⁾

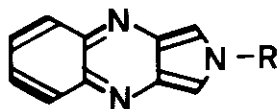
RICHARD KREHER ^{*)} UND GÖTZ USE
 INSTITUT FÜR CHEMIE, MEDIZINISCHE HOCHSCHULE LÜBECK
 RATZBURGER ALLEE 160, D-2400 LÜBECK ^{*)}

Abstract: The tricyclic 14 π -system can be prepared via a convenient route developed for 2H-isoindoles. The investigated cycloaddition and substitution reactions reveal relations between structure and property and confirm theoretical predictions.

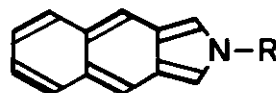
During the last decade 2H-isoindoles (1) attracted synthetic and theoretical attention ³⁾. In the meantime, chemical efforts have been extended to annelated hetarenes (2) and (3) with an o-quinonoid structure. Attention is directed towards the effect of the annelation type and the influence of heteroatoms upon the thermal stability and the chemical reactivity of the cyclic conjugated π -system.



(1)



(2)



(3)

As a rule, 2H-isoindoles (1) and related N-heterocycles are extremely sensitive and considerably reactive towards protonic acids and electrophiles. In our experience o-quinonoid π -hetarenes (1) and (2) - substituted at the heteroatom with a tertiary butyl group ^{4,5)} - are resistant to these reagents.

In order to obtain additional evidence for the stabilizing effect of the tertiary butyl group, the hitherto unknown 2-tert-butyl-2H-benzo[f]isoindole (3) has been synthesized via a general and practicable route. The conveniently accessible 2-tert-butyl-2H-benzo[f]isoindoline (yield 91 %, mp 181 °C) was treated with a 30 % hydrogen peroxide solution in methanol. Acetolysis ⁶⁾ of the resulting 2-tert-butyl-2H-benzo[f]isoindoline-N-oxide (yield 93 %, mp 132-133 °C) with acetic anhydride in the presence of triethylamine proceeds under very mild conditions and only leads to the formation of 2-tert-butyl-2H-benzo[f]isoindole (3). After sublimation the tricyclic hetarene can be stored under nitrogen at room temperature without decomposing.

^{*)} c/o: Prof. Dr. Richard Kreher, Institut für Organische Chemie und Biochemie, Technische Hochschule Darmstadt, Petersenstraße 22, D-6100 Darmstadt.- Federal Republic of Germany.

The 2-methyl-2H-benzo[f]isoindole has been prepared by different routes ^{7,8}), the existence of the parent compound (3, R_t = H) was established by Remy and Bissett ⁹). Concerning the stability, both representatives cannot be compared with the tricyclic hetarene (3, R_t = *tert*-butyl), substituted with a tertiary butyl group at the heteroatom. So far systematic investigations of the chemical reactivity of benzo[f]isoindoles (3) have not been carried out.

In our experience dienophiles possessing an activated CC-double or triple bond - e.g. maleic acid N-methylimide or dimethyl acetylenedicarboxylate - predominantly undergo cycloaddition at 1,3-position of the o-quinonoid hetarene (3), leading to the formation of 1:1-adducts (4) and (5). In spite of steric protection - caused by the bulky tertiary butyl group - cycloaddition does not occur at the peri-position of the central six membered ring system; in the case of the isoelectronic anthracene ^{10,11}) this reaction has been observed only.

In the same manner dienophiles with an activated NN-double bond prefer the attack of the tricyclic hetarene (3) at 1,3-position. In the case of dimethyl azodicarboxylate the formation of disubstituted benzo[f]isoindoles (7) can be deduced from analytical and spectroscopic data. This transformation may be classified as a modified "ene-reaction" and provides an elegant route for the preparation of hetarenes associated with donor substituents adjacent to the heteroatom ²). In contrast to this observation anthracene reacts with azodienophiles via cycloaddition at 9,10-position giving rise to the formation of thermally instable Diels-Alder-adducts; subsequent isomerization takes place under the influence of protonic acids and yields the 9-hydrazino-derivative ¹²).

The o-quinonoid hetarene (3, R_t = *tert*-butyl) can be converted into a remarkably stable 1H-benzo[f]isoindolium salt (6) by treatment with concentrated perchloric acid; in agreement with the ¹H-NMR spectrum protonation takes place at the nucleophilic α-position adjacent to the heteroatom, and apparently profits by the formation of the conjugated naphthalene system. The steric influence of the tertiary butyl group seems to be an essential factor for the kinetic stability and may be attributed to the protection of the heterocyclic imonium group. In methanolic solution an equilibrium is observable between the cationic salt (6) and the neutral hetarene (3), which can be detected in the UV-spectra.

In practical operation the reaction of the tricyclic hetarene (3, R_t = *tert*-butyl) with arene-diazonium tetrafluoroborates has been achieved in absolute acetone at 0 °C. The regiospecific attack of the α-position of the tricyclic hetarene results in the formation of stable and isolable 1-arylhydrazono-1H-benzo[f]isoindolium salts (8). Deprotonation can be realized by treatment with aqueous sodium hydroxide. The resulting azo compounds (9) are intensively coloured and characterized by a long wave absorption band between 480 and 530 nm in the UV-spectra.

The tricyclic hetarene (3, R_t = *tert*-butyl) displays the same behaviour as 2-*tert*-butyl-2H-isoindole (1). Both the tertiary butyl group at the heteroatom and the annelated six membered π-system do not change the reaction type, but exert an essential influence upon chemical reactivity; dienophiles and electrophiles prefer the attack of the 1,3-position adjacent to the heteroatom, while there is no experimental evidence for an attack of the central 9,10-position.

In this regard remarkable differences exist in comparison with the chemical behaviour of the isoelectronic 2-*tert*-butyl-2H-pyrrolo[3,4-*b*]quinoxaline (2), in this compound the attack of electrophiles predominantly takes place at the central heteroatoms ⁵⁾.

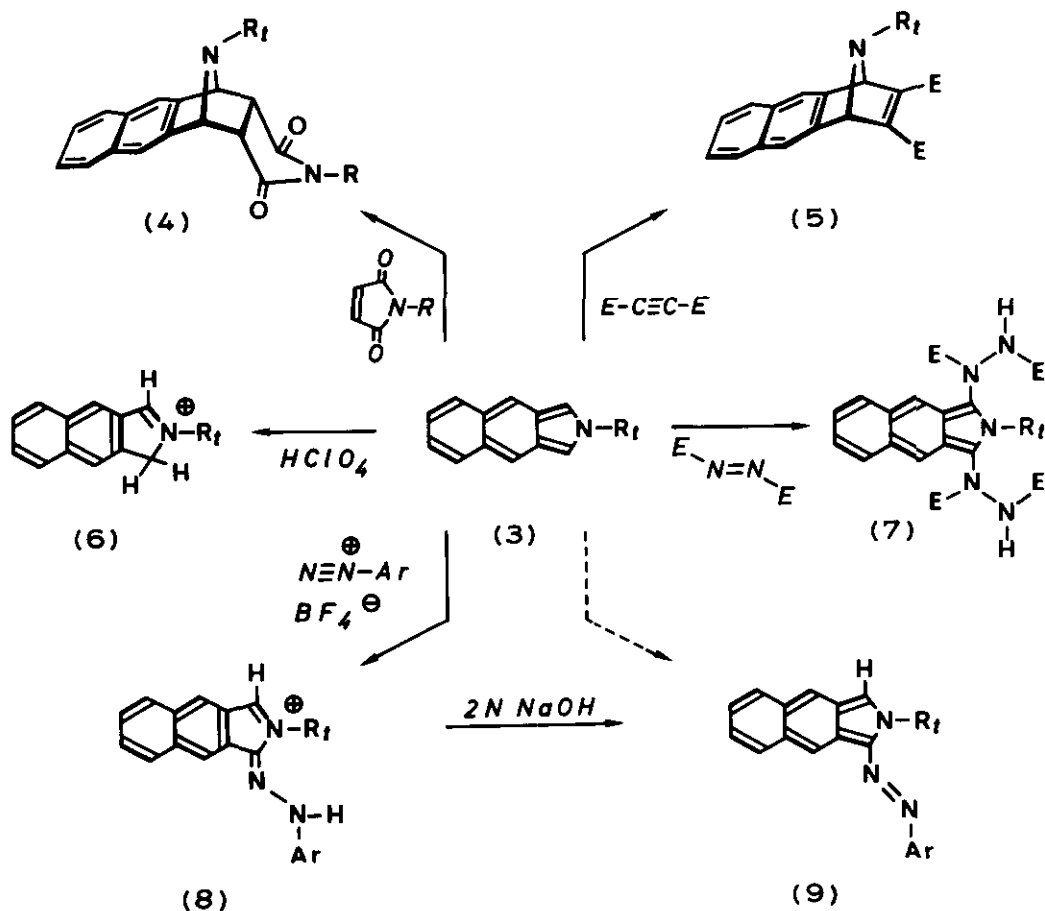


Table: 2-*tert*-Butyl-2H-benzo[*f*]isoindole (3) and reaction products with dienophiles and electrophiles

2-*tert*-Butyl-2H-benzo[*f*]isoindole (3): yield 90 %, mp 140-141 °C (under N₂); subl. by 0.05 Torr/100-105 °C.- ¹H-NMR(CDCl₃): τ = 2.13 (s, 2H, H-4/9), 2.33-2.60 (m, 2H, H-5/8), 2.71 (s, 2H, H-1/3; D₂O-exchangeable), 2.99-3.27 (m, 2H, H-6/7), 8.43 (s, 9H, C(CH₃)₃).- UV(CH₃OH): λ_{max} = 226 nm (log ε = 4.30), 253 (4.97), 313 (3.41), 328 (3.09), 336 (2.61 sh), 344 (2.34 sh), 362 (2.49 sh), 390 (3.06 sh), 413 (3.41 sh), 433 (3.61), 456 (3.60).

endo-1,4-*tert*-Butylimino-1,2,3,4-tetrahydroanthracene-2,3-dicarboxylic acid *N*-methylimide (4): yield 96 %, mp 235-240 °C (dec.).- ¹H-NMR(CDCl₃): τ = 2.28-2.52 (m, 2H, aromatic-H), 2.57 (s, 2H, H-5/10), 2.62-2.86 (m, 2H, aromatic-H), 5.08-5.18 (m, 2H, H-1/4), 6.36-6.45 (m, 2H, H-2/3), 7.98 (s, 3H, CH₃), 9.16 (s, 9H, C(CH₃)₃).

1,4-*tert*-Butylimino-1,4-dihydroanthracene-2,3-dicarboxylic acid dimethyl ester (5): yield 66 %, mp 95-97 °C.- ¹H-NMR(CDCl₃): τ = 2.39-2.59 (m, 4H, aromatic-H; 2H-singlet at τ = 2.50, H-5/10), 2.66-2.87 (m, 2H, aromatic-H), 4.78 (s, 2H, H-1/4), 6.33 (s, 6H, OCH₃), 8.93 (s, 9H, C(CH₃)₃).-
 2-*tert*-Butyl-1H-benzo[f]isoindoliumperchlorate (6): yield 93 %, mp 258-260 °C (dec.).- ¹H-NMR (CF₃COOH): τ = 0.70 (dt, J = 1.9 Hz and 0.7 Hz; 1H, H-3), 1.47 (s, 1H, H-4), 1.98 (s, 1H, H-9), 2.03-2.28 (m, 2H, H-5/8), 2.35-2.62 (m, 2H, H-6/7), 4.67 (dd, J = 1.9 Hz and 1.4 Hz; 2H, CH₂), 8.19 (s, 9H, C(CH₃)₃).-
 2-*tert*-Butyl-1,3-bis[N,N'-bis(methoxycarbonyl)]hydrazino-2H-benzo[f]isoindole (7): yield 56 %, (preparation in chloroform), 78-96 % (preparation in ether), mp 130 °C (dec.).- UV(CH₃OH): λ_{max} = 227 nm (log ε = 4.23), 255 (4.97), 298 (3.59 sh), 314 (3.39), 330 (3.11), 347 (2.63), 388 (3.26 sh), 410 (3.63 sh), 428 (3.87), 452 (3.89).
 2-*tert*-Butyl-1-arylhydrazono-1H-benzo[f]isoindolium tetrafluoroborate (8): Aryl = 4-ethoxycarbonylphenyl, yield 93 %, mp 226 °C (dec.).- Aryl = 4-nitrophenyl, yield 87 %, mp 227 °C (dec.).-
 2-*tert*-Butyl-1-arylozo-2H-benzo[f]isoindole (9): Aryl = 4-ethoxycarbonylphenyl, yield 94 %, mp 90-95 °C (dec.); UV(CH₂Cl₂): λ_{max} = 256 nm (log ε = 4.59), 279 (4.27), 346 (4.04), 353 (4.03 sh), 374 (3.70 sh), 443 (3.95 sh), 468 (4.03), 545 (4.45 sh), 562 (4.49), 594 (4.27).- Aryl = 4-nitrophenyl, yield 87 %, mp 209-210 °C (dec.); UV(CH₂Cl₂): λ_{max} = 251 nm (log ε = 4.51), 287 (4.14), 353 (3.93), 364 (3.91 sh), 383 (3.79 sh), 456 (3.88), 477 (3.97), 558 (4.64).

The experimental results demonstrate the pronounced thermal stability and distinguished chemical reactivity of 2H-benzo[f]isoindole (3) with a tertiary butyl group at the heteroatom. Theoretical predictions of Dewar et al. ¹³⁾ on the basis of HMO-calculations are impressively confirmed.

ACKNOWLEDGEMENT: This investigation was supported by the "Deutsche Forschungsgemeinschaft" and the "Fonds der Chemischen Industrie". The financial assistance is gratefully acknowledged.

REFERENCES

- 1) Studies on the Chemistry of Isoindoles and Isoindolenines.- Part 17; Part 16 ²⁾. - 2) R. Kreher, D. Schmitt and K.J. Herd, *Tetrahedron Lett.* 21, 3471 (1980).- 3) Review: R. Livingstone, in: *Rodd's Chemistry of Carbon Compounds: Heterocyclic Compounds*, 2nd Edit. (S. Coffey), Vol. IVA, p. 470, Elsevier, Amsterdam - London - New York 1973.- J.D. White and M.E. Mann, in: *Advances in Heterocyclic Chemistry* (Ed. A.R. Katritzky and A.J. Boulton), Vol. 10, p. 113, Academic Press, New York 1969.- 4) R. Kreher and G. Use, *Angew. Chem.* 92, 309 (1980); *Angew. Chem. Int. Ed. Engl.* 19, 320 (1980).- 5) R. Kreher and G. Use, *Tetrahedron Lett.* 1978, 4671.- 6) R. Kreher and J. Seubert, *Angew. Chem.* 76, 682 (1964); *Angew. Chem. Int. Ed. Engl.* 3, 639 (1964).- 7) W. Rettig and J. Wirz, *Helv. Chim. Acta* 59, 1054 (1976).- 8a) J. Bornstein, S.E. Hunt and J.D. Mineck, *J. Org. Chem.* 44, 805 (1979).- 8b) G. Wittig and H. Ludwig, *Liebigs Ann. Chem.* 589, 55 (1954).- 9) D.E. Remy, F.H. Bissett and J. Bornstein, *J. Org. Chem.* 43, 4469 (1978).- 10a) R. Lukes and M. Pergal, *Collect. Czech. Chem. Commun.* 27, 1387 (1962); *Chem. Abstr.* 57, 7082i (1962).- 10b) W. Kitching, W. Adcock, T.C. Khor and D. Doddrell, *J. Org. Chem.* 41, 2055 (1976); cf. O. Diels and K. Alder, *Liebigs Ann. Chem.* 486, 191 (1931).- 11) Diels-Alder-reactions (Review): a) S. Seltzer, in: *Advances in Alicyclic Chemistry* (Ed. H. Hart and G.J. Karabatsos), Vol. 2, S. 1 ff., Academic Press, New York - London 1968.- 11b) J. Sauer, *Angew. Chem.* 79, 76 ff (1967); *Angew. Chem. Int. Ed. Engl.* 6, 16 (1967).- 11c) R. Huisgen, R. Grashey and J. Sauer, in: *The Chemistry of Alkenes* (Ed. S. Patai), S. 892 ff., Interscience Publishers, London - New York - Sydney 1964.- 12) K. Alder and H. Niklas, *Liebigs Ann. Chem.* 585, 81 (1954); cf. references ^{14,15)}. - 13) M.J.S. Dewar, A.J. Harget, N. Tri-najstic and S.D. Worley, *Tetrahedron* 26, 4505 (1970).

Received, 19th November, 1981