

1,3-DIPOLAR CYCLOADDITIONS OF CARBONYL YLIDES TO THIOCARBONYL
AND CARBONYL COMPOUNDS

Rolf Huisgen* and Scarlett Sustmann

Institut für Organische Chemie der Universität München

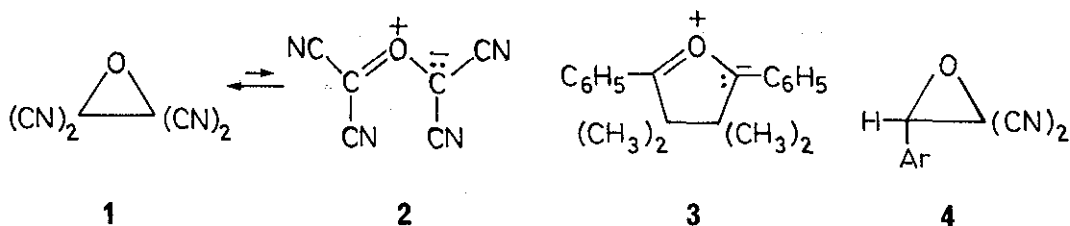
Karlstr. 23, D-8000 München 2, Germany

Dedicated to Ken'ichi Takeda on the Occasion of His
Seventieth Birthday

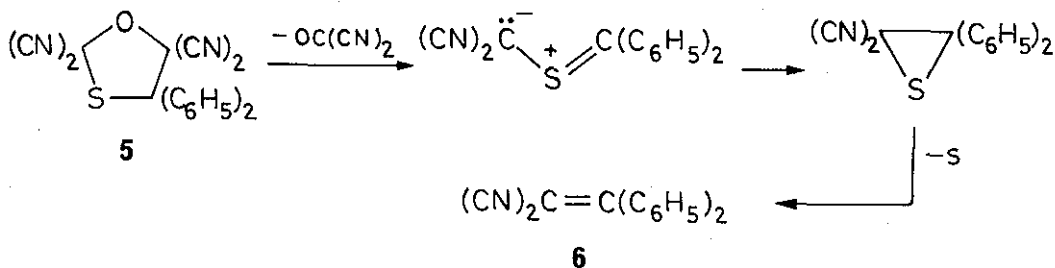
α,β -Dicyanostilbene oxide at 120° undergoes electrocyclic ring opening to a carbonyl ylide which can be trapped by cycloaddition to the CS double bond of O-methyl thiobenzoate, methyl dithiobenzoate and dimethyl tri-thiocarbonate to produce 1,3-oxathiolanes. The carbonyl ylide combines with diethyl mesoxalate to give a 1,3-dioxolane. The corresponding carbonyl ylide from α -cyano-stilbene oxide affords a 1,3-dioxolane which suffers cycloreversion and renewed cycloaddition to give 2-phenyl-1,3-dioxolane-4,4,5,5-tetracarboxylic ester.

The thermal equilibration of tetracyanoethylene oxide (1)¹ with the open-chain carbonyl ylide 2² constitutes the first example of the electrocyclic opening of the oxirane ring; carbo-

nyl ylides were predicted in 1960 to be a class of reactive 1,3-dipoles.³ Experiments with α -cyano-cis- and trans-stilbene oxide established the conrotatory ring opening.⁴ Although the cycloadditions of carbonyl ylides to CC double and triple bonds are amply documented, little is known concerning the behavior of hetero-multiple bonds as dipolarophiles. The additions of 2 to benzylideneaniline⁵ and of 3 to benzonitrile⁶ were followed

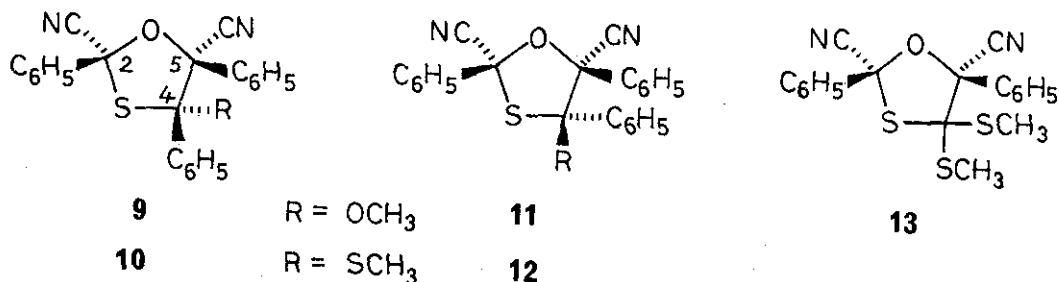
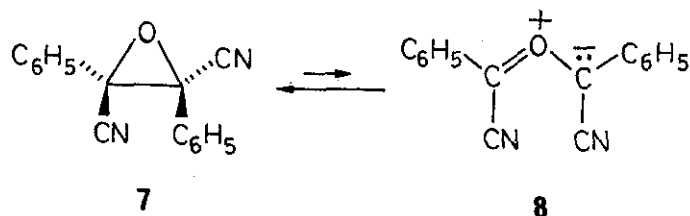


by cycloreversion. However, the reactions of 4 via carbonyl ylides with aromatic aldehydes and arylidenearylamines produced stable 1,3-dioxolanes⁷ and oxazolidines,⁸ respectively. The only reaction with a CS double bond described to date is the formation of 6 from 1 and thiobenzophenone, probably via 5.⁹



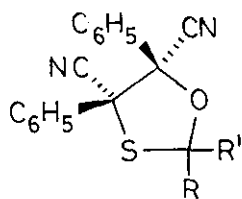
Additions of the carbonyl ylide 8 to thiocarbonyl compounds yielded stable 1,3-oxathiolanes. On heating α,β -dicyano-trans-stilbene oxide^{10,11} with o-methyl thiobenzoate at 120°C for 3 days, we obtained 65 % of the cycloadducts 9 (mp 169.5-171°C)

and 11 (mp 166-168°C) in a 72:28 ratio; dicyano-cis-stilbene oxide provided the same cis-dicyano adducts in the same yield in agreement with earlier experience.¹¹ Analogously, 7 combined via 8 with methyl dithiobenzoate to furnish 63 % of the adducts 10 (mp 166-168°C) and 12 (mp 173-175°C) in the ratio 40:60. The yield of 13 (mp 138.5-140.5°C) from 7 and dimethyl trithiocarbonate reached only 27 %.

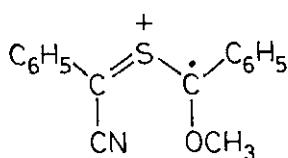


The structural assignments rest on nmr and mass spectra. The methoxy singlet in 9 appears at τ 6.36 and is shifted to 6.90 in 11 under the shielding influence of the cis-vic. phenyl. Correspondingly, the thiomethyl singlets at τ 7.82 for 10 and at 8.20 for 12 reveal the trans-vic. and cis-vic. relation to the 5-phenyl. In 13 the two SCH₃ signals occur at τ 7.55 and 8.32. The cis relation of the nitrile groups in positions 2 and 5 was established unequivocally for the dihydrofurans and tetrahydrofurans resulting from cycloadditions to CC double and triple bonds;¹¹ the

cis-carbonyl ylide 8 is energetically favored over its trans-isomer.

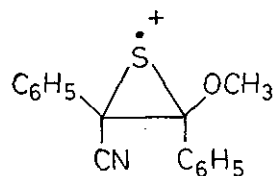


14



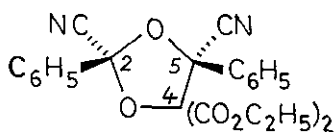
15

or

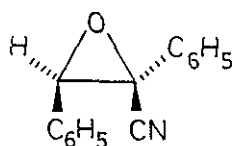


$m/e = 267$

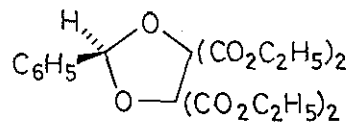
The mass spectra show a higher degree of consistency with 9-13 rather than the positional isomers 14 which could stem from a nucleophilic CO cleavage of the oxirane 7 by the thione function. Without going into detail, it may be mentioned that in the spectrum of 9 the benzoyl cation is the base peak and that $C_6H_5-CCN^+$ (m/e 115) and 15 occur with relative intensities of 60 % each. The cation of 7 or 8 (m/e 246) appears as a 58. % peak.



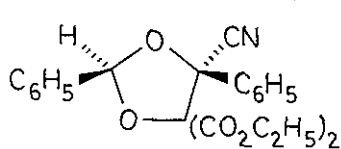
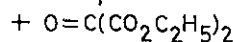
16



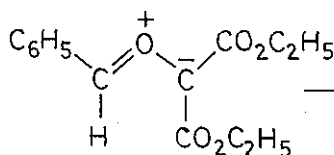
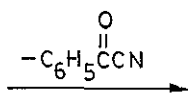
17



18



19



20

Heating α,β -dicyano-trans- or -cis-stilbene oxide with diethyl mesoxalate at 180° afforded via 8 the 1,3-dioxolane 16 (bp $180^\circ C/0.001$ Torr) in 70 % yield. The methyl triplets of the ester ethyls

are found in the nmr spectrum at τ 8.56 and 9.25 disclosing again the trans- and cis relation to the 5-phenyl. Both sets of CH_2 contain diastereotopic protons; whereas the low field CH_2 appears as quadruplet at τ 5.48, the shielded CH_2 at 6.14 shows additional splitting.

α -Cyano-trans-stilbene oxide (17) and excess of diethyl mesoxalate furnished in 72 hr at 180°C 45 % of the 1:2 product 18 (bp $155\text{-}160^\circ\text{C}/0.001$ Torr). The nmr spectrum confirmed the pairwise equivalence of the four ethoxycarbonyl groups in structure 18. How is 18 formed? The slow reaction at 120°C (16 days) produced 25 % 1:1-adduct 19 (mp $108.5\text{-}110^\circ\text{C}$), some oxirane still remaining unchanged. The addition direction was established by acid hydrolysis of the 1,3-dioxolane 19 which gave 80 % benzaldehyde as 2,4-dinitrophenylhydrazone. 19 was converted to 18 (52 %) by heating with diethyl mesoxalate for 80 hr at 180°C . The 1,3-dipolar cycloreversion of 19 to benzoyl cyanide and a new carbonyl ylide 20 which undergoes a further 1,3-cycloaddition with a second mole of diethyl mesoxalate offers an attractive mechanistic pathway.

REFERENCES

- 1 W.J. Linn, O.W. Webster, and R.E. Benson, J.Amer.Chem.Soc., 1965, 87, 3651.
- 2 W.J. Linn and R.E. Benson, J.Amer.Chem. Soc., 1965, 87, 3657;
W.J. Linn, ibid., 1965, 87, 3665.

- 3 R. Huisgen, "10 Jahre Fonds der Chemischen Industrie", Düsseldorf 1960, 73; Proc.Chem.Soc., 1961, 357.
- 4 A. Dahmen, H. Hamberger, R. Huisgen, and V. Markowski, J.C.S. Chem.Commun., 1971, 1192.
- 5 W.J. Linn and E. Ciganek, J.Org.Chem., 1969, 34, 2146.
- 6 D.R. Arnold and L.A. Karnischky, J.Amer.Chem.Soc., 1970, 92, 1404.
- 7 A. Robert, J.J. Pommeret, and A. Foucauld, Tetrahedron, 1972, 28, 2085.
- 8 A. Robert, J.J. Pommeret, E. Marchand, and A. Foucauld, Tetrahedron, 1973, 29, 463.
- 9 W.J. Linn and E. Ciganek, J.Org.Chem., 1969, 34, 2146.
- 10 T. Mukaiyama, J. Kuwajima, and K. Ohno, Bull.Chem.Soc. Japan, 1965, 38, 1954.
- 11 H. Hamberger and R. Huisgen, J.C.S. Chem.Commun., 1971, 1190.

Received, 12th July, 1976