

HETEROCYCLES, Vol. 84, No. 1, 2012, pp. 431 - 447. © 2012 The Japan Institute of Heterocyclic Chemistry
Received, 6th January, 2011, Accepted, 3rd February, 2011, Published online, 14th February, 2011
DOI: 10.3987/COM-11-S(P)3

SYNTHESIS OF STEREODEFINED 3,4-DISUBSTITUTED PIPERIDINES THROUGH REARRANGEMENT OF 2-(2-BROMO-1,1-DIMETHYLETHYL)AZETIDINES

Karen Mollet,[†] Leen Broeckx, Matthias D'hooghe,* and Norbert De Kimpe*

Department of Sustainable Organic Chemistry and Technology, Faculty of Bioscience Engineering, Ghent University, Coupure Links 653, B-9000 Ghent, Belgium; matthias.dhooghe@UGent.be; norbert.dekimpe@UGent.be

Dedicated to Professor Dr. Albert Padwa on the occasion of his 75th birthday

Abstract – *cis*-2-(2-Bromo-1,1-dimethylethyl)azetidines, synthesized by monochloroalane reduction of the corresponding β -lactams, were shown to be excellent building blocks for the synthesis of stereodefined 4-bromo-, 4-fluoro-, 4-acetoxy- and 4-hydroxypiperidines in DMSO. During these transformations, the initially formed bicyclic azetidinium intermediates underwent ring opening by a variety of nucleophiles.

INTRODUCTION

As substituted six-membered azaheterocycles are among the most common building blocks in natural products and biologically active compounds,¹ the preparation of piperidine-based organic scaffolds has been widely studied.² To date, their synthesis still represents a major challenge in medicinal chemistry, as more and more complex piperidine-containing compounds are designed in order to improve the selectivity and reduce the side effects of potential new drugs.

Ring enlargements of nitrogen heterocycles comprise very useful reactions because they can provide a straightforward and efficient access to different nitrogen-containing target molecules.³ These reactions frequently involve strained nitrogen ring systems in which strain release acts as a driving force for the ring enlargement. As a result, substituted azetidines have for example been proven to be suitable starting materials to perform rearrangements towards pyrroles, pyrrolidines, pyrrolidinones, imidazolidinones,

isoxazolidines, piperidines, 1,2-oxazines, piperidin-2-ones, 2-iminopiperidines, azepanes and azepan-2-ones.⁴ Moreover, the introduction of halogens in the substituents of these small-ring heterocycles creates a number of possibilities for intramolecular transformations towards bicyclic azetidinium ions, which are subsequently prone to undergo ring opening (mostly implying ring expansion) by the halogen or an additional nucleophile.^{4a,5} Although the four- to five-membered ring expansion of halogenated azetidines is well known,^{4a,5} the corresponding four- to six-membered ring enlargement is much less studied.^{5d}

In the present work, the scope and synthetic applicability of the latter methodology is examined towards the preparation of novel piperidines by treatment of functionalized azetidines with different nucleophiles. In particular, special attention is directed towards the synthesis of 4-fluorinated piperidines, as these compounds have become increasingly popular as building blocks towards bioactive compounds.

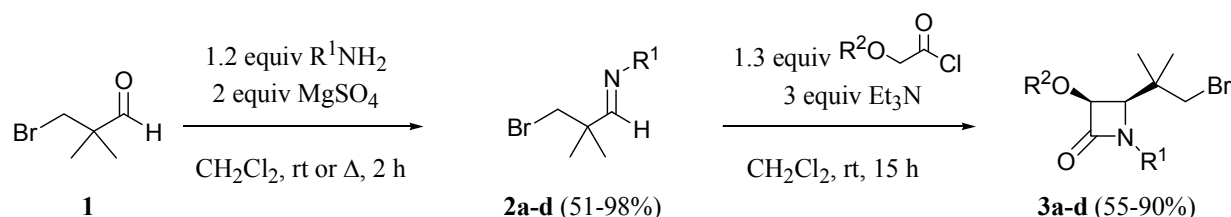
In general, fluorinated azaheterocyclic compounds attract widespread attention as important key structural features in pharmaceutical chemistry and agrochemistry. This is mainly due to the fact that the replacement of a hydrogen atom with fluorine often gives rise to drastic changes in biological activity because of the altered electronic distribution and changes in conformational properties.^{6,7} During the last decades, much effort has been devoted to synthesize various site-specific fluorinated azaheterocyclic compounds, and the development of new synthetic approaches and new commercial applications are the subject of intense research in organic chemistry and related disciplines.⁸ In particular, a rapidly growing interest in fluorinated piperidines exists, as these compounds possess interesting biological activities. The numerous patents concerning fluorinated piperidines emphasize the possibility of these compounds as substituents to modulate the activity of different active compounds, such as antidepressants,⁹ antibacterial agents,¹⁰ anti-inflammatory and immunomodulatory agents^{10,11} and compounds for the treatment of neurological and psychiatric diseases.¹²

In continuation of our interest in the use of 4-(haloalkyl)azetid-2-ones as versatile synthons,¹³ the applicability of these easily available β -lactams for the stereoselective preparation of novel 3,4-disubstituted piperidines *via* 2-(2-bromo-1,1-dimethylethyl)azetidines is investigated in this paper. Special attention is hereby directed towards the straightforward and stereoselective formation of valuable 4-fluoropiperidines.

RESULTS AND DISCUSSION

N-(3-Bromo-2,2-dimethylpropylidene)alkylamines **2** were synthesized through condensation of 3-bromo-2,2-dimethylpropanal **1** with 1.2 equiv of the corresponding primary amine in CH₂Cl₂ at room temperature (or at reflux in case of a bulky *tert*-butyl substituent) in the presence of MgSO₄ as drying agent (Scheme 1).¹⁴ 3-Bromo-2,2-dimethylpropanal **1** was prepared through oxidation of 3-bromo-2,2-dimethylpropan-1-ol with pyridinium chlorochromate mixed with silica in 98% yield.¹⁵ Subsequently, β -

bromoimines **2** were used as substrates for the Staudinger synthesis of β -lactams, affording *cis*-4-(2-bromo-1,1-dimethylethyl)azetididin-2-ones **3a-d** upon treatment with 1.3 equiv of benzyloxyacetyl chloride or phenoxyacetyl chloride in CH_2Cl_2 in the presence of Et_3N as a base (Scheme 1, Table 1).¹⁶ This reaction concerns a [2+2] cycloaddition of imines **2** with the ketenes *in situ* generated from benzyloxy- and phenoxyacetyl chloride.



Scheme 1

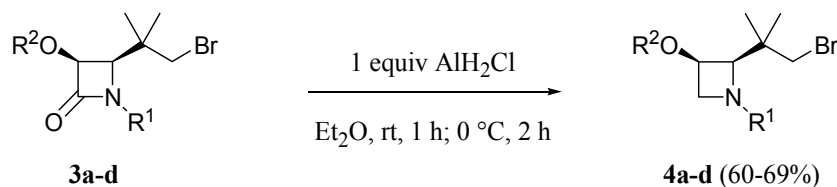
Table 1. Synthesis of *cis*-4-(2-bromo-1,1-dimethylethyl)azetididin-2-ones **3**

Compound	R ¹	R ²	Isolated yield ^a
3a	allyl	Bn	73%
3b	<i>t</i> Bu	Bn	90%
3c	<i>i</i> Pr	Ph	80%
3d	<i>c</i> Hex	Ph	55%

^a After purification by column chromatography (SiO_2)

It should be noted that the Staudinger synthesis of β -lactams **3** proceeded in a highly diastereoselective way, which can be attributed to the electron-donating benzyloxy or phenoxy group present in the Boose-Evans ketenes, favouring direct conrotatory ring closure of the zwitterionic intermediates towards *cis*- β -lactams.¹⁷ The *cis*-stereochemistry could be deduced from the ^1H NMR spectra of β -lactams **3**, as the coupling constants between the 3-H and 4-H protons on the β -lactam ring varied between 5.3 and 5.8 Hz (CDCl_3), which corresponds well with those reported in the literature for *cis*- β -lactams.¹⁸

In the next part, our interest was directed towards the reduction of the carbonyl moiety in the latter β -lactams **3** upon treatment with monochloroalane (AlH_2Cl), as this method had already been proven to be a suitable method for the synthesis of functionalized azetidines.¹⁹ Also in the present report, reductions of highly functionalized β -lactams were performed successfully in that respect. Treatment of 4-(2-bromo-1,1-dimethylethyl)azetididin-2-ones **3** with one molar equiv of AlH_2Cl , prepared *in situ* from 3 molar equiv of LiAlH_4 and one equiv of AlCl_3 , in Et_2O at 0 °C for 2 hours furnished the corresponding 2-(2-bromo-1,1-dimethylethyl)azetidines **4a-d**^{5d} in good yields (Scheme 2, Table 2). It was necessary to perform an inverse addition by adding 4-(2-bromo-1,1-dimethylethyl)azetididin-2-ones **3** to one molar equiv of AlH_2Cl in diethyl ether.



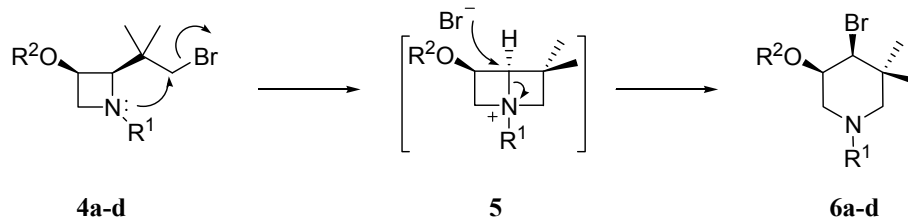
Scheme 2

Table 2. Synthesis of *cis*-2-(2-bromo-1,1-dimethylethyl)azetidines **4**

Compound	R ¹	R ²	Isolated yield ^a
4a	allyl	Bn	68%
4b	<i>t</i> Bu	Bn	69%
4c	<i>i</i> Pr	Ph	60%
4d	<i>c</i> Hex	Ph	66%

^a After purification by column chromatography (SiO₂)

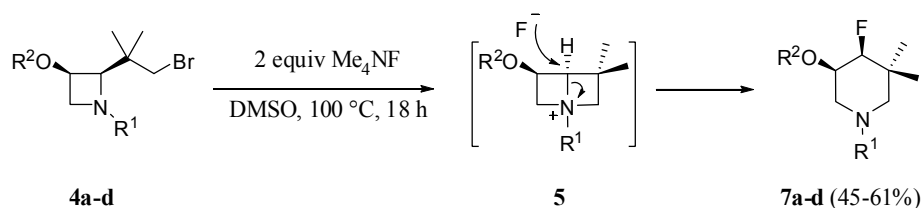
This reaction proceeded with retention of the stereochemistry as defined during the Staudinger synthesis of β -lactams **3**. The obtained *cis*-stereochemistry of azetidines **4** was proven by the observation that in all cases the vicinal coupling constants (7.0–7.3 Hz, ¹H NMR, CDCl₃) between the 2-H and 3-H protons were similar to coupling constants found in the literature for azetidines with analogous stereochemistry.^{19c} Careful monitoring of the reaction conditions proved to be very important during this monochloroalane-mediated reduction, as minor changes (e.g. in terms of equiv, reaction temperature and reaction time) gave rise to complex reaction mixtures or incomplete conversion of the starting material. Moreover, it has to be noted that prolonged storage of azetidines **4** at room temperature or even at -18 °C led to the formation of small amounts of ring-expanded 4-bromo-5,5-dimethylpiperidines **6**, which can be explained considering the formation and subsequent ring opening of intermediate 1-azoniabicyclo[2.2.0]hexanes **5** (Scheme 3), pointing to the relative instability of γ -bromoamines **4**. For example, storage of azetidine **4c** for 22 days at -18 °C resulted in the detection of 4% of piperidine **6c**, and standing at room temperature for 13 hours of azetidine **4d** furnished the corresponding piperidine **6d** in 40% through spontaneous rearrangement.



Scheme 3

Azetidines are an important class of azaheterocyclic systems, as the strained four-membered ring is found in many naturally occurring organic compounds with interesting biological and pharmacological properties.²⁰ In addition, as mentioned before, azetidines have been shown to be excellent building blocks in organic synthesis.^{4a} Also, 2-(2-bromo-1,1-dimethylethyl)azetidines **4** have previously been proven to be very useful intermediates towards the synthesis of stereodefined 4-hydroxy-, 4-cyano- and 4-azidopiperidines upon treatment with NaOH, KCN and NaN₃ in DMSO.^{5d}

Fluorinated piperidines bearing additional functional groups at the heterocyclic ring are important building blocks in pharmaceutical chemistry and agrochemistry because of their interesting biological properties.⁸⁻¹² In that respect, several attempts were made in order to perform a ring enlargement of 2-(2-bromo-1,1-dimethylethyl)azetidines **4** as a convenient synthetic approach towards new 4-fluorinated piperidines. In a first approach, treatment of the latter compounds with tetrabutylammonium fluoride (TBAF or Bu₄NF) was examined, as nucleophilic fluorinations with TBAF are well known in the literature.²¹ When azetidines **4** were treated with 10 equiv of TBAF in DMSO for 18 h at 100 °C, *cis*-4-fluoro-5,5-dimethylpiperidines **7** were obtained successfully. However, as TBAF is known to decompose at elevated temperatures,²² significant amounts of decomposed byproducts were present in the ¹H NMR spectra of the crude reaction mixtures. Alternatively, treatment of *cis*-2-(2-bromo-1,1-dimethylethyl)azetidines **4** with 2 equiv of tetramethylammonium fluoride (TMAF or Me₄NF) afforded *cis*-4-fluoro-5,5-dimethylpiperidines **7a-d** in good yields and high purity after purification by column chromatography on silica gel (Scheme 4, Table 3). Nonetheless, small amounts of piperidine enol ethers were observed as well in the reaction mixtures, most probably resulting from a fluoride-induced dehydrobromination of the corresponding 4-bromopiperidines **6**.



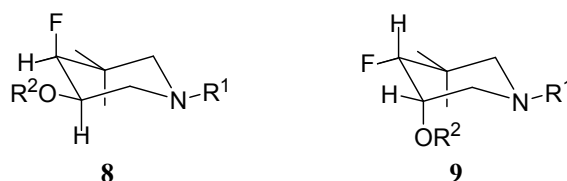
Scheme 4

Table 3. Synthesis of *cis*-4-fluoro-5,5-dimethylpiperidines **7**

Compound	R ¹	R ²	Isolated yield ^a
7a	allyl	Bn	56%
7b	<i>t</i> Bu	Bn	61%
7c	<i>i</i> Pr	Ph	45%
7d	<i>c</i> Hex	Ph	49%

^a After purification by column chromatography (SiO₂)

The *cis*-stereochemistry of piperidines **7** was experimentally confirmed through analysis of the vicinal coupling constants between the protons at C-3 and C-4 (1.8-2.2 Hz, CDCl₃). These values are in accordance with coupling constants described in the literature for *cis*-4-fluoro-3-hydroxypiperidines (1.8-5.5 Hz, CDCl₃),²³ while the corresponding *trans*-4-fluoro-3-hydroxypiperidines have ³*J*-values of 2.5-4.3 Hz (CDCl₃) for equatorial vicinal protons and 8.4-12.3 Hz (CDCl₃) for axial vicinal protons.^{23a} Considering the two possible chair conformations of the six-membered heterocyclic ring of piperidines **7** (Scheme 5), the predominant conformation was determined through analysis of the vicinal coupling pattern between the proton at position 3 and the fluoro atom at position 4. The observed ³*J*_{H-F}-values of 27.7-28.6 Hz (¹H NMR, CDCl₃) imply axial positions for both the proton at C3 and the fluoro atom at C4 (chair conformation **8**), as similar coupling constants have been described in the literature for analogous conformations.^{23a} Moreover, a Karplus-type equation, describing the relation between vicinal proton-fluorine coupling constants and the corresponding H-C-C-F torsion angles, predicts a ³*J*_{H-F}-value of 33.3-43.2 Hz for a *trans*-diaxial relationship between the two involved nuclei for a temperature range of 278-358 K (chair conformation **8**),²⁴ while equatorial positions (chair conformation **9**) correspond with vicinal coupling constants between 9.5 Hz and 24.3 Hz.²⁴

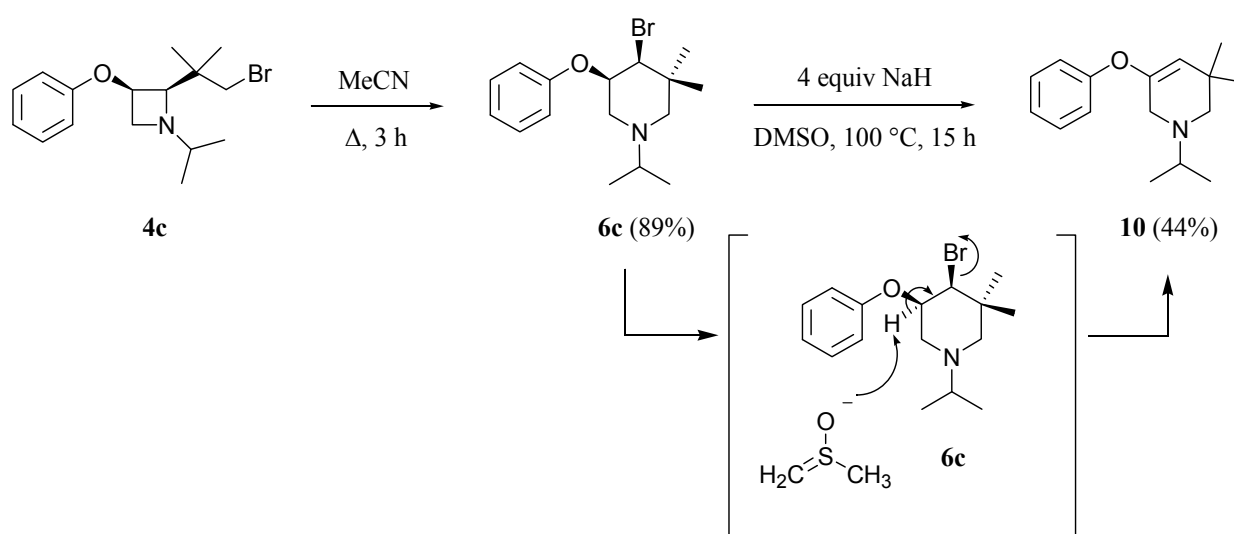


Scheme 5

The observed *cis*-stereochemistry of piperidines **7** was rationalized considering the *in situ* formation and consecutive ring opening of bicyclic azetidinium intermediates **5** (Scheme 4). This reaction mechanism is based on the intramolecular displacement of bromide by the nucleophilic nitrogen lone pair of azetidines **4** towards reactive bicyclic intermediates **5**, which are subsequently prone to undergo ring opening by the nucleophilic counterion, i.e. fluoride, at the bridgehead carbon atom in a S_N2 fashion to furnish the thermodynamically more favoured six-membered piperidines **7** (Scheme 4).^{5d}

The presence of a monofluorinated carbon center was unambiguously assigned based on the coupling constants between the proton and the fluoro atom at C4, as the observed *J*-values of 50.1-51.8 Hz (¹H NMR, CDCl₃) correspond well with those reported in the literature (46.4-54.0 Hz, ¹H NMR, CDCl₃).²⁵ Also, the ¹³C NMR spectra revealed a coupling between the carbon and the fluorine at the C4-position, characterized by *J*-values between 179.9 and 182.3 Hz (¹³C NMR, CDCl₃). These results are in good accordance with literature data.^{23b,25b}

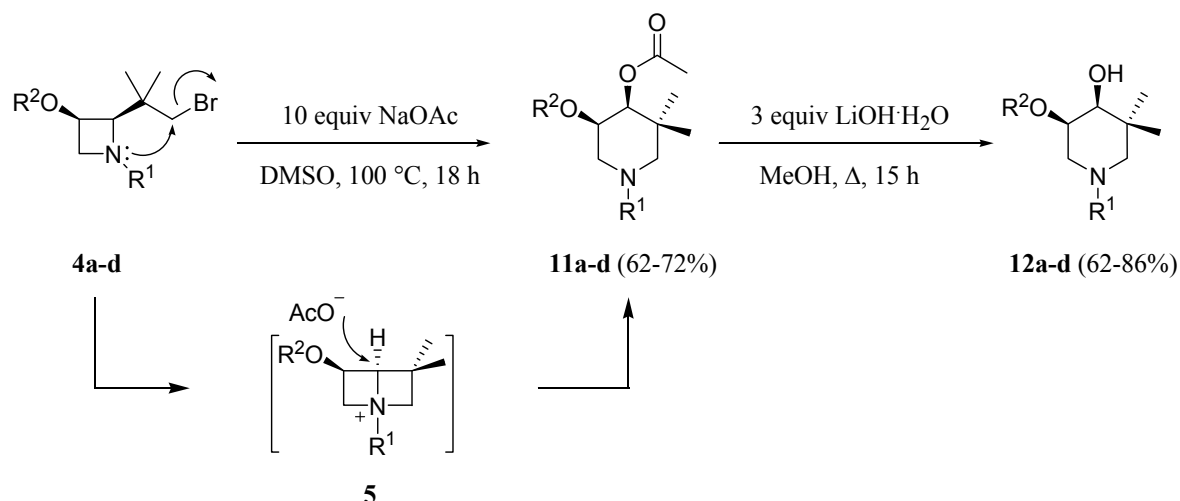
In order to provide additional evidence for this stereospecific azetidine to piperidine rearrangement, 4-bromopiperidine **6c** as a selected example was transformed into the corresponding enol ether **10** through dehydrobromination, a process which requires a *cis*-stereochemistry to enable a *trans*-elimination. Thus, treatment of *cis*-4-bromo-1-isopropyl-5,5-dimethyl-3-phenoxy-piperidine **6c**, prepared according to a literature protocol^{5d} involving ring enlargement of *cis*-2-(2-bromo-1,1-dimethyl)-1-isopropyl-3-phenoxyazetidine **4c** upon stirring in acetonitrile under reflux, with 4 equiv of dimsyl sodium in DMSO resulted in the formation of 1-isopropyl-5,5-dimethyl-3-phenoxy-1,2,5,6-tetrahydropyridine **10** in 44% yield (Scheme 6).



Scheme 6

To broaden the scope of the above-described nucleophile-induced ring transformation of 2-(2-bromoethyl)azetidines **4** towards novel stereodefined piperidines, the feasibility of introducing other nucleophiles than bromine, fluorine, hydroxide, cyanide and azide was evaluated by employing sodium acetate. Thus, treatment of azetidines **4** with 10 equiv of NaOAc in DMSO at 100 °C for 18 h resulted in the selective formation of *cis*-4-acetoxy-5,5-dimethylpiperidines **11a-d** in good yields (Scheme 7, Table 4). Again, the relative *cis*-stereochemistry controlled by the Staudinger synthesis of β -lactams **3** was transferred through the reaction sequence, affording piperidines **11** in a stereoselective way as demonstrated by the vicinal coupling constants between the protons at C3 and C4 (3.0-3.3 Hz, ^1H NMR, CDCl_3), which are in accordance with literature data concerning 3,4-dioxygenated piperidines.^{23b,26}

The synthetic relevance of these novel *cis*-4-acetoxypiperidines **11** was demonstrated by means of their transformation into the biologically important class of 4-hydroxylated piperidines,²⁷⁻²⁹ producing the corresponding *cis*-4-hydroxypiperidines **12** upon hydrolysis of the ester moiety by means of 3 equiv of LiOH in methanol (Scheme 7, Table 4).



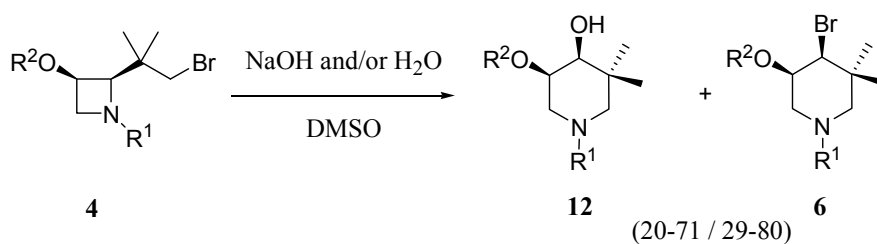
Scheme 7

Table 4. Synthesis of *cis*-4-acetoxy-5,5-dimethylpiperidines **11** and *cis*-4-hydroxy-5,5-dimethylpiperidines **12**

Entry	R ¹	R ²	Compound 11 (yield) ^a	Compound 12 (yield) ^a
1	allyl	Bn	11a (64%)	12a (62%)
2	<i>t</i> Bu	Bn	11b (71%)	12b (66%)
3	<i>i</i> Pr	Ph	11c (62%)	12c (86%)
4	<i>c</i> Hex	Ph	11d (72%)	12d (71%)

^a After purification by column chromatography (SiO₂)

In accordance with a literature protocol concerning a one-step ring enlargement of 2-(haloalkyl)azetidines into 4-hydroxypiperidines by means of sodium hydroxide,^{5d} different attempts were made to prepare the latter 4-hydroxypiperidines **12** selectively through NaOH- and/or H₂O-mediated ring transformation of 2-(2-bromoethyl)azetidines **4** (Scheme 8). Thus, azetidines **4** were subjected to different reaction conditions, involving multiple variation of the number of equiv of NaOH and/or H₂O (1-15 equiv), reaction time (3-19 h) and reaction temperature (80-90 °C). In all cases, the competition between hydroxide and bromide to induce ring enlargement resulted in a mixture of 4-hydroxypiperidines **12** and 4-bromopiperidines **6** (20-71/29-80, Scheme 8). Moreover, purification of piperidines **12** by column chromatography on silica gel was hampered by the similar retention time of 4-hydroxypiperidines **12** and 4-bromopiperidines **6**, resulting in low isolated yields of 4-hydroxypiperidines **12** (28-49%).



Scheme 8

As a result, it can be concluded that the two-step synthesis of 4-hydroxypiperidines **12** via 4-acetoxypiperidines **11** comprises an improved alternative in terms of selectivity and efficiency.

In summary, 2-(2-bromo-1,1-dimethylethyl)azetidines were proven to be useful starting materials to perform rearrangements towards substituted six-membered azaheterocycles. These reactions involve the intermediacy of 1-azoniabicyclo[2.2.0]hexanes, which are subsequently prone to undergo a nucleophile-induced ring enlargement towards a wide variety of highly functionalized piperidines. In particular, this methodology allowed the development of novel stereodefined 4-fluoro- and 4-hydroxypiperidines, which are nowadays of high importance in pharmaceutical chemistry and agrochemistry.

EXPERIMENTAL

1. General

¹H NMR spectra were recorded at 300 MHz (JEOL ECLIPSE+) with tetramethylsilane as internal standard. ¹³C NMR spectra were recorded at 75 MHz (JEOL ECLIPSE+). Mass spectra were recorded on an Agilent 1100 series mass spectrometer using a direct inlet system (electron spray, 4000 V). IR spectra were recorded on a Perkin-Elmer Spectrum BX FT-IR spectrometer. All compounds were analysed in neat form with an ATR (Attenuated Total Reflectance) accessory. Melting points were measured using a Büchi B-540 apparatus and are uncorrected. Dichloromethane was distilled over calcium hydride, while diethyl ether and THF were distilled from sodium and sodium benzophenone ketyl before use. Other solvents were used as received from the supplier.

2. Synthesis of *cis*-1-alkyl-4-(2-bromo-1,1-dimethylethyl)- β -lactams **3**¹⁶

General procedure: To an ice-cooled solution of *N*-(3-bromo-2,2-dimethylpropylidene)alkylamine **2**¹⁴ (10 mmol) and triethylamine (30 mmol) in CH₂Cl₂ (25 mL) was added dropwise a solution of benzyloxy- or phenoxyacetyl chloride (13 mmol) in CH₂Cl₂ (10 mL). After stirring for 15 h at room temperature, the reaction mixture was poured into water (30 mL) and extracted with CH₂Cl₂ (2 × 25 mL). Drying (MgSO₄), filtration of the drying agent, and removal of the solvent afforded *cis*-1-alkyl-4-(2-bromo-1,1-dimethylethyl)- β -lactam **3**, which was further purified by column chromatography on silica gel.

2.1. *cis*-4-(2-Bromo-1,1-dimethylethyl)-1-isopropyl-3-phenoxyazetid-2-one **3c**

White crystals. Mp 60.1-62.1 °C. Yield 80%. *R*_f 0.23 (hexane/EtOAc 9/1). ¹H NMR (300 MHz, CDCl₃): δ 1.23 and 1.25 (2×3H, 2×s), 1.32 and 1.48 (2×3H, 2×d, *J*=6.9 Hz), 3.39 (1H, d, *J*=10.2 Hz), 3.53 (1H, septet, *J*=6.9 Hz), 3.69 (1H, d, *J*=10.2 Hz), 4.02 (1H, d, *J*=5.5 Hz), 5.16 (1H, d, *J*=5.5 Hz), 6.97-7.02, 7.09-7.12 and 7.25-7.30 (5H, 3×m). ¹³C NMR (75 MHz, CDCl₃): δ 20.61, 20.80, 22.64, 24.35, 37.23,

43.96, 47.59, 63.47, 80.58, 116.04, 122.33, 129.49, 157.72, 166.99. IR (ATR): $\nu=1749\text{ cm}^{-1}$ (C=O). MS: m/z (%): 340/2 (M^++1 , 100). Anal. Calcd for $C_{16}H_{22}BrNO_2$: C 56.48, H 6.52, N 4.12. Found: C 56.58, H 6.91, N 4.13.

2.2. *cis-4-(2-Bromo-1,1-dimethylethyl)-1-cyclohexyl-3-phenoxyazetid-2-one 3d*

White crystals. Mp 77.2 °C. Yield 55%. R_f 0.36 (hexane/EtOAc 9/1). ^1H NMR (300 MHz, CDCl_3): δ 1.25 and 1.29 (2 \times 3H, 2 \times s), 1.21-1.29, 1.64-1.92 and 2.01-2.07 (10H, 3 \times m), 3.08-3.18 (1H, m), 3.41 and 3.72 (2 \times 1H, 2 \times d, $J=9.9$ Hz), 4.07 (1H, d, $J=5.5$ Hz), 5.20 (1H, d, $J=5.5$ Hz), 6.99-7.04, 7.10-7.14 and 7.22-7.33 (5H, 3 \times m). ^{13}C NMR (75 MHz, CDCl_3): δ 22.90, 24.65, 25.29, 25.43, 25.92, 30.77, 31.20, 37.57, 44.16, 55.97, 63.57, 80.64, 116.21, 122.49, 129.67, 157.93, 167.12. IR (ATR): $\nu=1737\text{ cm}^{-1}$ (C=O). MS: m/z (%): 380/2 (M^++1 , 100). Anal. Calcd for $C_{19}H_{26}BrNO_2$: C 60.00, H 6.89, N 3.68. Found: C 59.77, H 6.92, N 3.72.

3. Synthesis of *cis-1-alkyl-2-(2-bromo-1,1-dimethylethyl)azetidines 4*¹⁹

General procedure: To a solution of aluminium(III) chloride (10 mmol) in dry Et_2O (50 mL) was added carefully lithium aluminium hydride (30 mmol) at 0 °C. The reaction mixture was stirred at room temperature for 1 h. Subsequently, a solution of *cis-1-alkyl-4-(2-bromo-1,1-dimethylethyl)azetid-2-one 3* (10 mmol) in dry Et_2O (15 mL) was added slowly and, after the addition was complete, the reaction mixture was stirred for 2 h at 0 °C, after which water (10 mL) was added cautiously at 0 °C in order to neutralize the excess of LiAlH_4 . Afterwards, the reaction mixture was filtered and extracted with Et_2O (3 \times 25 mL). Drying (MgSO_4), filtration of the drying agent, and removal of the solvent afforded *cis-1-alkyl-2-(2-bromo-1,1-dimethylethyl)azetid-2-one 4*, which was further purified by column chromatography on silica gel.

3.1. *cis-2-(2-Bromo-1,1-dimethylethyl)-1-isopropyl-3-phenoxyazetid-2-one 4c*

Colourless oil. Yield 60%. R_f 0.13 (hexane/EtOAc 19/1). ^1H NMR (300 MHz, CDCl_3): δ 0.98 and 1.01 (2 \times 3H, 2 \times d, $J=6.4$ Hz), 1.21 and 1.24 (2 \times 3H, 2 \times s), 2.92 (1H, septet, $J=6.4$ Hz), 3.23 (1H, d \times d \times d, $J=9.1$, 4.1, 1.3 Hz), 3.45 (1H, d \times d, $J=9.1$, 7.0 Hz), 3.57 (1H, d, $J=9.6$ Hz), 3.65 (1H, d \times d, $J=7.0$, 1.3 Hz), 3.83 (1H, d, $J=9.6$ Hz), 4.91 (1H, d \times d \times d, $J=7.0$, 7.0, 4.1 Hz), 6.72-6.78, 6.91-7.02 and 7.21-7.33 (5H, 3 \times m). ^{13}C NMR (75 MHz, ref= CDCl_3): δ 14.91, 21.32, 24.07, 24.15, 38.23, 45.97, 51.22, 51.33, 68.84, 70.64, 114.95, 121.09, 129.62, 157.36. IR (ATR): $\nu_{\text{max}}=2963$, 2930, 1599, 1494, 1238, 906, 751, 730 cm^{-1} . MS: m/z (%): 326/8 (M^++1 , 40), 246 (100). Anal. Calcd for $C_{19}H_{26}BrNO_2$: C 58.90, H 7.41, N 4.29. Found: C 59.13, H 7.72, N 4.19.

3.2. *cis*-2-(2-Bromo-1,1-dimethylethyl)-1-cyclohexyl-3-phenoxyazetidine **4d**

Colourless oil. Yield 66%. R_f 0.21 (hexane/EtOAc 19/1). ^1H NMR (300 MHz, CDCl_3): δ 1.20 and 1.23 (2 \times 3H, 2 \times s), 1.12-1.31, 1.58-1.68, 1.71-1.94 (10H, 3 \times m), 2.39-2.50 (1H, m), 3.28 (1H, d \times d, J =9.2, 4.5 Hz), 3.51 (1H, d \times d, J =9.2, 7.2 Hz), 3.57 (1H, d, J =9.9 Hz), 3.76 (1H, d, J =7.3 Hz), 3.83 (1H, d, J =9.9 Hz), 4.93 (1H, d \times d \times d, J =7.3, 7.2, 4.5 Hz), 6.72-6.87, 6.91-6.97 and 7.20-7.29 (5H, 3 \times m). ^{13}C NMR (75 MHz, ref= CDCl_3): δ 24.10, 24.16, 25.43, 25.98, 26.18, 26.36, 31.86, 38.41, 46.03, 52.88, 60.50, 68.33, 70.9, 115.01, 121.15, 129.68, 157.45. IR (ATR): ν_{max} =2926, 2853, 1598, 1493, 1237, 751 cm^{-1} . MS: m/z (%): 366/8 (M^+ +1, 100). Anal. Calcd for $\text{C}_{19}\text{H}_{28}\text{BrNO}$: C 62.29, H 7.70, N 3.82. Found: C 62.37, H 7.94, N 3.75.

4. Synthesis of *cis*-4-fluoro-5,5-dimethylpiperidines **7**

General procedure: To a solution of *cis*-1-alkyl-2-(2-bromo-1,1-dimethylethyl)azetidine **4** (10 mmol) in DMSO (50 mL) was added $\text{Me}_4\text{NF}\cdot 4\text{H}_2\text{O}$ (20 mmol) at room temperature. After stirring at 100 °C for 18 h, the reaction mixture was poured into water (40 mL) and extracted with Et_2O (3 \times 25 mL). Afterwards, the organic phase was washed intensively with brine (4 \times 30 mL). Drying (MgSO_4), filtration of the drying agent, and removal of the solvent afforded *cis*-4-fluoro-5,5-dimethylpiperidine **7**, which was further purified by column chromatography on silica gel.

4.1. *cis*-1-Allyl-3-benzyloxy-4-fluoro-5,5-dimethylpiperidine **7a**

Yellow oil. Yield 56%. R_f 0.12 (hexane/EtOAc 24/1). ^1H NMR (300 MHz, CDCl_3): δ 0.98 (3H, s (br)), 1.00 (3H, d, J =1.1 Hz), 2.07 and 2.24 (2 \times 1H, 2 \times d, J =11.6 Hz), 2.26 (1H, d \times d, J =11.3, 11.2 Hz), 2.86 (1H, d \times d, J =11.3, 4.9 Hz), 2.96 (1H, d \times d, J =13.8, 6.5 Hz), 3.04 (1H, d \times d, J =13.8, 6.2 Hz), 3.75 (1H, d \times d \times d \times d, J =28.4, 11.2, 4.9, 1.8 Hz), 4.32 (1H, d \times d, J =51.5, 1.8 Hz), 4.60 and 4.64 (2 \times 1H, 2 \times d, J =12.1 Hz), 5.08-5.21 (2H, m), 5.80 (1H, d \times d \times d \times d, J =17.0, 10.5, 6.5, 6.2 Hz), 7.27-7.38 (5H, m). ^{19}F NMR (282 MHz, CDCl_3): δ (-205.18)-(-206.66) (m). ^{13}C NMR (75 MHz, CDCl_3): δ 23.71 (d, J =7.0 Hz), 23.93 (d, J =5.8 Hz), 35.34 (d, J =17.3 Hz), 52.13, 58.93, 61.13, 70.87, 73.22 (d, J =17.3 Hz), 93.78 (d, J =181.2 Hz), 117.49, 127.69, 128.39, 135.31, 138.19. IR (ATR): ν_{max} =2953, 2923, 2871, 2806, 1117, 1101, 1068, 981, 919, 735, 697 cm^{-1} . MS: m/z (%): 278 (M^+ +1, 100). Anal. Calcd for $\text{C}_{17}\text{H}_{24}\text{FNO}$: C 73.61, H 8.72, N 5.05. Found: C 73.39, H 8.91, N 5.11.

4.2. *cis*-3-Benzyloxy-1-tert-butyl-4-fluoro-5,5-dimethylpiperidine **7b**

Yellow crystals. Mp 35.2 °C. Yield 61%. R_f 0.18 (hexane/EtOAc 41/1). ^1H NMR (300 MHz, CDCl_3): δ 0.96 (3H, s(br)), 0.99 (3H, d, J =1.7 Hz), 1.02 (9H, s), 2.19 (1H, d, J =13.2 Hz), 2.24-2.36 (2H, m), 2.97 (1H, d \times d, J =9.9, 4.4 Hz), 3.67 (1H, d \times d \times d \times d, J =28.6, 10.4, 4.4, 1.9 Hz), 4.32 (1H, d \times d, J =51.8, 1.9 Hz),

4.58 and 4.65 (2×1H, 2×d, $J=11.8$ Hz), 7.27-7.41 (5H, m). ^{19}F NMR (282 MHz, CDCl_3): δ -205.95 (s(br)). ^{13}C NMR (75 MHz, $\text{ref}=\text{CDCl}_3$): δ 23.66 (d, $J=7.0$ Hz), 24.12 (d, $J=6.9$ Hz), 26.50, 35.65 (d, $J=17.4$ Hz), 45.26, 52.13, 53.40, 70.91, 74.68 (d, $J=17.3$ Hz), 94.05 (d, $J=179.9$ Hz), 127.74, 127.83, 128.49, 138.49. IR (ATR): $\nu_{\text{max}}=2971, 1100, 1080, 970\text{ cm}^{-1}$. MS: m/z (%): 294 (M^++1 , 100). Anal. Calcd for $\text{C}_{18}\text{H}_{28}\text{FNO}$: C 73.68, H 9.62, N 4.77. Found: C 73.91, H 9.88, N 4.54.

4.3. *cis*-4-Fluoro-1-isopropyl-5,5-dimethyl-3-phenoxy-piperidine **7c**

Yellow oil. Yield 45%. R_f 0.07 (hexane/EtOAc 33/1). ^1H NMR (300 MHz, CDCl_3): δ 1.01 and 1.02 (2×3H, 2×d, $J=6.6$ Hz), 1.02 (3H, s(br)), 1.10 (3H, d, $J=1.1$ Hz), 2.17 (1H, d, $J=11.0$ Hz), 2.37 (1H, d×d, $J=11.0, 1.4$ Hz), 2.60 (1H, d×d×d, $J=10.4, 10.4, 1.4$ Hz), 2.80 (1H, septet, $J=6.6$ Hz), 2.91 (1H, d×d, $J=10.4, 4.9$ Hz), 4.42 (1H, d, $J=50.1$ Hz), 4.55 (1H, d×d×d×d, $J=27.7, 10.4, 4.9, 2.2$ Hz), 6.94-7.08 and 7.26-7.32 (5H, 2×m). ^{19}F NMR (282 MHz, CDCl_3): δ (-205.22)-(-206.90) (m). ^{13}C NMR (75 MHz, CDCl_3): δ 17.63, 18.57, 23.49, 23.93 (2×d, $J=5.8$ Hz), 35.77 (d, $J=17.3$ Hz), 47.42, 53.79, 54.22, 72.94 (d, $J=17.3$ Hz), 94.12 (d, $J=181.1$ Hz), 116.07, 121.35, 129.60, 157.37. IR (ATR): $\nu_{\text{max}}=2966, 2928, 2851, 1640, 1611, 1495, 1454, 1350, 1320, 750\text{ cm}^{-1}$. MS: m/z (%): 266 (M^++1 , 100), 246 (70). Anal. Calcd for $\text{C}_{16}\text{H}_{24}\text{FNO}$: C 72.42, H 9.12, N 5.28. Found: C 72.20, H 9.41, N 5.44.

4.4. *cis*-1-Cyclohexyl-4-fluoro-5,5-dimethyl-3-phenoxy-piperidine **7d**

White crystals. Mp 67.3-68.8 °C. Yield 49%. R_f 0.17 (hexane/EtOAc 24/1). ^1H NMR (300 MHz, CDCl_3): δ 1.01 and 1.09 (2×3H, 2×s), 1.14-1.29, 1.55-1.65 and 1.71-1.84 (10H, 3×m), 2.21 (1H, d, $J=11.3$ Hz), 2.26-2.40 (1H, m), 2.45 (1H, d, $J=11.3$ Hz), 2.67 (1H, d×d, $J=10.5, 10.5$ Hz), 2.95 (1H, d×d, $J=10.5, 5.0$ Hz), 4.41 (1H, d, $J=51.7$ Hz), 4.45-4.53 and 4.54-4.62 (1H, 2×m), 6.94-7.01 and 7.24-7.31 (5H, 2×m). ^{19}F NMR (282 MHz, CDCl_3): δ (-205.40)-(-207.30) (m). ^{13}C NMR (75 MHz, CDCl_3): δ 23.51 (d, $J=6.9$ Hz), 23.89 (d, $J=5.8$ Hz), 25.96, 26.03, 26.38, 28.51, 29.25, 35.89 (d, $J=17.3$ Hz), 47.84, 54.69, 63.45, 73.07 (d, $J=17.3$ Hz), 94.23 (d, $J=182.3$ Hz), 116.08, 121.34, 129.60, 157.41. IR (ATR): $\nu_{\text{max}}=2925, 2851, 2360, 1718, 1599, 1492, 1239, 1050, 751, 732, 691\text{ cm}^{-1}$. MS: m/z (%): 306 (M^++1 , 100). Anal. Calcd for $\text{C}_{19}\text{H}_{28}\text{FNO}$: C 74.72, H 9.24, N 4.59. Found: C 74.84, H 9.39, N 4.68.

5. Synthesis of 1-isopropyl-5,5-dimethyl-3-phenoxy-1,2,5,6-tetrahydropyridine **10**

To a solution of *cis*-4-bromo-1-isopropyl-5,5-dimethyl-3-phenoxy-piperidine **6c** (10 mmol) in DMSO (50 mL) was added NaH (40 mmol, 60% dispersion in mineral oil), after which the resulting suspension was stirred for 15 h at 100 °C. Subsequently, the reaction mixture was poured into water (40 mL) and extracted with Et_2O (3 × 25 mL). Afterwards, the organic phase was washed intensively with brine (4 × 30 mL). Drying (MgSO_4), filtration of the drying agent, and removal of the solvent afforded 1-isopropyl-

5,5-dimethyl-3-phenoxy-1,2,5,6-tetrahydropyridine **10**, which was further purified by column chromatography on silica gel (hexane/EtOAc 33/1).

Yellow oil. Yield 44%. R_f 0.19 (hexane/EtOAc 33/1). ^1H NMR (300 MHz, CDCl_3): δ 1.01 (6H, s), 1.05 (6H, d, $J=6.6$ Hz), 2.27 (2H, s), 2.80 (1H, septet, $J=6.6$ Hz), 3.10 (2H, d, $J=1.1$ Hz), 4.76 (1H, s(br)), 6.98-7.09 and 7.27-7.35 (5H, 2 \times m). ^{13}C NMR (75 MHz, CDCl_3): δ 18.32, 28.09, 32.67, 49.42, 53.47, 58.66, 114.74, 118.80, 122.82, 129.47, 150.41, 156.18. IR (ATR): $\nu=1678$ cm^{-1} (C=C). MS: m/z (%): 246 (M^++1 , 100). Anal. Calcd for $\text{C}_{16}\text{H}_{23}\text{NO}$: C 78.32, H 9.45, N 5.71. Found: C 78.63, H 9.67, N 5.55.

6. Synthesis of *cis*-4-acetoxy-1-alkyl-5,5-dimethylpiperidines **11**

General procedure: To a solution of *cis*-1-alkyl-2-(2-bromo-1,1-dimethylethyl)azetididine **4** (10 mmol) in DMSO (50 mL) was added NaOAc (100 mmol). After stirring at 100 °C for 18 h, the reaction mixture was poured into water (40 mL) and extracted with Et_2O (3 \times 25 mL). Afterwards, the organic phase was washed intensively with brine (4 \times 30 mL). Drying (MgSO_4), filtration of the drying agent, and removal of the solvent afforded *cis*-4-acetoxy-1-alkyl-5,5-dimethylpiperidine **11**, which was further purified by column chromatography on silica gel.

6.1. *cis*-4-Acetoxy-1-allyl-3-benzyloxy-5,5-dimethylpiperidine **11a**

Colourless oil. Yield 64%. R_f 0.08 (hexane/EtOAc 10/1). ^1H NMR (300 MHz, CDCl_3): δ 0.88 and 1.07 (2 \times 3H, 2 \times s), 2.06 (1H, d, $J=11.0$ Hz), 2.11 (3H, s), 2.22-2.26 (2H, m), 2.76-2.78 (1H, m), 2.95 (1H, d \times d, $J=13.8$, 6.3 Hz), 3.04 (1H, d \times d, $J=13.8$, 6.1 Hz), 3.80 (1H, d \times d \times d, $J=10.5$, 4.7, 3.0 Hz), 4.43 and 4.65 (2 \times 1H, 2 \times d, $J=11.9$ Hz), 5.10-5.20 (3H, m), 5.81 (1H, m), 7.23-7.36 (5H, m). ^{13}C NMR (75 MHz, ref= CDCl_3): δ 21.03, 24.35, 24.88, 35.22, 53.28, 59.91, 61.37, 70.84, 73.02, 73.59, 117.50, 127.64, 127.82, 128.43, 135.56, 138.46, 170.52. IR (ATR): $\nu=1739$ cm^{-1} (C=O). MS: m/z (%): 318 (M^++1 , 100). Anal. Calcd for $\text{C}_{19}\text{H}_{27}\text{NO}_3$: C 71.89, H 8.57, N 4.41. Found: C 72.08, H 8.43, N 4.29.

6.2. *cis*-4-Acetoxy-3-benzyloxy-1-tert-butyl-5,5-dimethylpiperidine **11b**

Colourless oil. Yield 71%. R_f 0.11 (hexane/EtOAc 6/1). ^1H NMR (300 MHz, CDCl_3): δ 0.87 (3H, s), 1.03 (9H, s), 1.05 (3H, s), 2.11 (3H, s), 2.18 (1H, d, $J=11.0$ Hz), 2.28-2.32 (2H, m), 2.87-2.95 (1H, m), 3.72 (1H, d \times d \times d, $J=10.4$, 4.7, 3.0 Hz), 4.40 and 4.66 (2 \times 1H, 2 \times d, $J=11.6$ Hz), 5.09 (1H, s(br)), 7.28-7.36 (5H, m). ^{13}C NMR (75 MHz, ref= CDCl_3): δ 21.09, 24.42, 24.76, 26.55, 35.13, 46.39, 53.02, 53.29, 70.88, 73.89, 74.43, 127.59, 127.85, 128.43, 138.60, 170.65. IR (ATR): $\nu=1737$ cm^{-1} (C=O). MS: m/z (%): 334 (M^++1 , 100). Anal. Calcd for $\text{C}_{20}\text{H}_{31}\text{NO}_3$: C 72.04, H 9.37, N 4.20. Found: C 71.83, H 9.65, N 4.12.

6.3. *cis*-4-Acetoxy-1-isopropyl-5,5-dimethyl-3-phenoxy piperidine **11c**

Colourless oil. Yield 62%. R_f 0.09 (hexane/EtOAc 14/1). ^1H NMR (300 MHz, CDCl_3): δ 0.92 (3H, s), 1.01 (6H, d, $J=6.6$ Hz), 1.13 (3H, s), 2.09 (3H, s), 2.14 and 2.34 (2 \times 1H, 2 \times d, $J=11.3$ Hz), 2.61 (1H, d \times d, $J=10.2$, 10.0 Hz), 2.72-2.85 (2H, m), 4.60 (1H, d \times d \times d, $J=10.0$, 4.5, 3.2 Hz), 5.05 (1H, s(br)), 6.81-6.95 and 7.21-7.28 (5H, 2 \times m). ^{13}C NMR (75 MHz, CDCl_3): δ 17.77, 18.43, 20.90, 23.85, 24.75, 35.32, 48.67, 54.20, 55.13, 72.83, 75.06, 116.07, 121.20, 129.46, 157.78, 170.45. IR (ATR): $\nu=1742$ cm^{-1} . MS: m/z (%): 306 (M^++1 , 100). Anal. Calcd for $\text{C}_{18}\text{H}_{27}\text{NO}_3$: C 70.79, H 8.91, N 4.59. Found: C 70.62, H 9.14, N 4.77.

6.4. *cis*-4-Acetoxy-1-cyclohexyl-5,5-dimethyl-3-phenoxy piperidine **11d**

Colourless oil. Yield 72%. R_f 0.20 (hexane/EtOAc 19/1). ^1H NMR (300 MHz, CDCl_3): δ 0.91 and 1.13 (2 \times 3H, 2 \times s), 1.16-1.31, 1.55-1.65 and 1.68-1.87 (10H, 3 \times m), 2.09 (3H, s), 2.19 (1H, d, $J=11.3$ Hz), 2.27-2.38 (1H, m), 2.42 (1H, d, $J=11.3$ Hz), 2.68 (1H, d \times d, $J=10.2$, 9.7 Hz), 2.87 (1H, d \times d, $J=10.2$, 4.1 Hz), 4.59 (1H, d \times d \times d, $J=9.7$, 4.1, 3.3 Hz), 5.04 (1H, s(br)), 6.79-6.97 and 7.15-7.29 (5H, 2 \times m). ^{13}C NMR (75 MHz, CDCl_3): δ 20.90, 23.80, 24.75, 25.91, 25.99, 26.40, 28.58, 29.12, 35.41, 49.07, 56.00, 63.41, 72.92, 75.20, 116.08, 121.18, 129.46, 157.80, 170.50. IR (ATR): $\nu=1744$ cm^{-1} (C=O). MS: m/z (%): 346 (M^++1 , 100). Anal. Calcd for $\text{C}_{21}\text{H}_{31}\text{NO}_3$: C 73.01, H 9.04, N 4.05. Found: C 72.83, H 9.39, N 4.26.

7. Synthesis of *cis*-1-alkyl-4-hydroxy-5,5-dimethylpiperidines **12**

General procedure: To a solution of *cis*-4-acetoxy-1-alkyl-5,5-dimethylpiperidine **11** (10 mmol) in methanol (50 mL) was added $\text{LiOH}\cdot\text{H}_2\text{O}$ (30 mmol). After a reflux period of 15 h, the solvent was removed *in vacuo* and the residue was extracted with Et_2O (1 \times 30 mL) and water (2 \times 30 mL). The aqueous phase was washed with Et_2O (2 \times 25 mL). Drying (MgSO_4), filtration of the drying agent, and removal of the solvent afforded *cis*-1-alkyl-4-hydroxy-5,5-dimethylpiperidine **12**, which was further purified by column chromatography on silica gel.

7.1. *cis*-1-Allyl-3-benzyloxy-4-hydroxy-5,5-dimethylpiperidine **12a**

Colourless oil. Yield 62%. R_f 0.05 (hexane/EtOAc 6/1). ^1H NMR (300 MHz, CDCl_3): δ 1.00 (2 \times 3H, s), 2.14 (2H, s), 2.23-2.35 (1H, m), 2.72 (1H, d \times d, $J=9.4$, 4.5 Hz), 2.93 (1H, d \times d, $J=13.8$, 5.9 Hz), 3.02 (1H, d \times d, $J=13.8$, 5.7 Hz), 3.53 (1H, s(br)), 3.80 (1H, d \times d \times d, $J=10.1$, 4.5, 3.2 Hz), 4.58 (2H, s), 5.10-5.20 (2H, m), 5.81 (1H, m), 7.27-7.38 (5H, m). ^{13}C NMR (75 MHz, CDCl_3): δ 24.18, 24.80, 35.25, 51.82, 59.09, 61.26, 70.54, 72.83, 74.75, 117.15, 127.52, 127.66, 128.34, 135.53, 138.10. IR (ATR): $\nu=3558$ cm^{-1} (OH). MS: m/z (%): 276 (M^++1 , 100). Anal. Calcd for $\text{C}_{17}\text{H}_{25}\text{NO}_2$: C 74.14, H 9.15, N 5.09. Found: C 74.01, H 9.32, N 4.93.

7.2. *cis*-3-Benzoyloxy-1-*tert*-butyl-4-hydroxy-5,5-dimethylpiperidine **12b**

Yellow oil. Yield 28%. R_f 0.10 (hexane/EtOAc 4/1). ^1H NMR (300 MHz, CDCl_3): δ 0.97 and 0.99 (2 \times 3H, 2 \times s), 1.02 (9H, s), 2.19 and 2.27 (2 \times 1H, 2 \times d, $J=11.0$ Hz), 2.26-2.42 and 2.77-2.88 (2 \times 1H, 2 \times m), 3.51 (1H, d, $J=2.2$ Hz), 3.69-3.75 (1H, m), 4.56 and 4.58 (2 \times 1H, 2 \times d, $J=11.6$ Hz), 7.25-7.38 (5H, m). ^{13}C NMR (75 MHz, ref= CDCl_3): δ 24.25, 24.85, 26.45, 35.35, 45.02, 52.35, 53.45, 70.75, 73.19, 76.23, 127.77, 127.88, 128.58, 138.34. IR (ATR): $\nu=3404$ cm^{-1} (OH). MS: m/z (%): 292 (M^++1 , 100). Anal. Calcd for $\text{C}_{18}\text{H}_{29}\text{NO}_2$: C 74.18, H 10.03, N 4.81. Found: C 74.44, H 10.29, N 4.62.

7.3. *cis*-4-Hydroxy-1-isopropyl-5,5-dimethyl-3-phenoxy-piperidine **12c**

White crystals. Mp 81.5-83.5 $^\circ\text{C}$. Yield 86%. R_f 0.11 (hexane/EtOAc 9/1). ^1H NMR (300 MHz, CDCl_3): δ 0.99 and 1.00 (2 \times 3H, 2 \times d, $J=6.3$ Hz), 1.02 and 1.08 (2 \times 3H, 2 \times s), 2.07 and 2.41 (2 \times 1H, 2 \times d, $J=11.1$ Hz), 2.24 (1H, s(br)), 2.61 (1H, d \times d, $J=10.2$, 9.8 Hz), 2.67-2.83 (2H, m), 3.62 (1H, d, $J=3.0$ Hz), 4.58 (1H, d \times d \times d, $J=9.8$, 4.6, 3.0 Hz), 6.87-7.00 and 7.27-7.32 (5H, 2 \times m). ^{13}C NMR (75 MHz, CDCl_3): δ 17.53, 18.61, 24.12, 24.78, 35.50, 47.32, 53.85, 54.20, 74.02, 74.63, 116.19, 121.49, 129.63, 157.15. IR (ATR): $\nu=3197$ cm^{-1} (OH). MS: m/z (%): 264 (M^++1 , 100). Anal. Calcd for $\text{C}_{16}\text{H}_{25}\text{NO}_2$: C 72.96, H 9.57, N 5.32. Found: C 72.94, H 9.77, N 5.27.

7.4. *cis*-1-Cyclohexyl-4-hydroxy-5,5-dimethyl-3-phenoxy-piperidine **12d**

Colourless oil. Yield 71%. R_f 0.19 (hexane/EtOAc 14/1). ^1H NMR (300 MHz, CDCl_3): δ 1.01 and 1.08 (2 \times 3H, 2 \times s), 1.12-1.29, 1.56-1.63 and 1.68-1.81 (10H, 3 \times m), 2.11 (1H, d, $J=11.0$ Hz), 2.20-2.34 (1H, m), 2.49 (1H, d, $J=11.0$ Hz), 2.68 (1H, d \times d, $J=10.2$, 9.9 Hz), 2.80 (1H, d \times d, $J=10.2$, 4.4 Hz), 3.61 (1H, d, $J=2.6$ Hz), 4.56 (1H, d \times d \times d, $J=9.9$, 4.4, 2.6 Hz), 6.92-6.98 and 7.24-7.30 (5H, 2 \times m). ^{13}C NMR (75 MHz, CDCl_3): δ 24.09, 24.80, 25.96, 26.06, 26.41, 29.28, 29.71, 35.62, 47.68, 54.78, 63.45, 74.11, 74.72, 116.19, 121.46, 129.61, 157.19. IR (ATR): $\nu=3589$ cm^{-1} (OH). MS: m/z (%): 304 (M^++1 , 100). Anal. Calcd for $\text{C}_{19}\text{H}_{29}\text{NO}_2$: C 75.21, H 9.63, N 4.62. Found: C 75.36, H 9.82, N 4.77.

ACKNOWLEDGEMENTS

The authors are indebted to Ghent University (GOA) and the Fund for Scientific Research-Flanders (FWO-Vlaanderen) for financial support.

REFERENCES

† *Aspirant of the Fund for Scientific Research-Flanders (FWO-Vlaanderen)*

- (a) F.-X. Felpin and J. Lebreton, *Eur. J. Org. Chem.*, 2003, 3693; (b) D. O'Hagan, *Nat. Prod. Rep.*, 1997, **14**, 637; (c) D. O'Hagan, *Nat. Prod. Rep.*, 2000, **17**, 435; (d) S. A. M. W. van den Broek, P. G.

- W. Rensen, F. L. van Delft, and F. P. J. T. Rutjes, *Eur. J. Org. Chem.*, 2010, 5906.
- M. G. P. Buffat, *Tetrahedron*, 2004, **60**, 1701.
 - M. Hesse, *Ring Enlargements in Organic Chemistry I*, 1991.
 - (a) F. Couty, F. Durrat, and G. Evano, *Targets in Heterocyclic Systems*, 2005, **9**, 186; (b) T. M. Bott, J. A. Vanecko, and F. G. West, *J. Org. Chem.*, 2009, **74**, 2832; (c) W. Van Brabandt, Y. Dejaegher, R. Van Landeghem, and N. De Kimpe, *Org. Lett.*, 2006, **8**, 1101; (d) J. A. Vanecko and F. G. West, *Org. Lett.*, 2005, **7**, 2949; (e) F. Couty, F. Durrat, G. Evano, and J. Marrot, *Eur. J. Org. Chem.*, 2006, 4214.
 - (a) F. Couty, F. Durrat, and D. Prim, *Tetrahedron Lett.*, 2003, **44**, 5209; (b) F. Couty and M. Kletschii, *J. Molec. Struct.*, 2009, **908**, 26; (c) S. Dekeukeleire, M. D'hooghe, K. W. Törnroos, and N. De Kimpe, *J. Org. Chem.*, 2010, **75**, 5934; (d) W. Van Brabandt, R. Van Landeghem, and N. De Kimpe, *Org. Lett.*, 2006, **8**, 1105; (e) G. R. Krow, G. Lin, K. P. Moore, A. M. Thomas, C. DeBrosse, C. W. Ross, and H. G. Ramjit, *Org. Lett.*, 2004, **6**, 1669; (f) F. Outurquin, X. Pannecoucke, B. Berthe, and C. Paulmier, *Eur. J. Org. Chem.*, 2002, 1007.
 - D. O'Hagan, *Chem. Soc. Rev.*, 2008, **37**, 308.
 - S. Purser, P. R. Moore, S. Swallow, and V. Gouverneur, *Chem. Soc. Rev.*, 2008, **37**, 320.
 - (a) G. Verniest, R. Surmont, E. Van Hende, A. Deweweire, and N. De Kimpe, *J. Org. Chem.*, 2008, **73**, 5458; (b) E. Van Hende, G. Verniest, J. W. Thuring, G. Macdonald, F. Deroose, and N. De Kimpe, *Synlett*, 2009, 1765; (c) R. Surmont, G. Verniest, A. Deweweire, J. W. Thuring, G. Macdonald, F. Deroose, and N. De Kimpe, *Synlett*, 2009, 1933; (d) R. Surmont, G. Verniest, J. W. Thuring, G. Macdonald, F. Deroose, and N. De Kimpe, *J. Org. Chem.*, 2010, **75**, 929; (e) R. Surmont, G. Verniest, J. W. Thuring, P. ten Holte, F. Deroose, and N. De Kimpe, *Org. Biomol. Chem.*, 2010, **8**, 4514.
 - J. L. Maurel, J.-M. Autin, P. Funes, A. Newman-Tancredi, F. Colpaert, and B. Vacher, *J. Med. Chem.*, 2007, **50**, 5024.
 - P. K. Deshpande, M. D. Sindkhedkar, M. S. Phansalkar, R. D. Yeole, S. V. Gupte, Y. Chugh, N. Shetty, S. S. Bhagwat, N. J. De Souza, and M. V. Patel, *PCT Int. Appl. WO/2005/054234*, 2005.
 - R. J. Friary, J. A. Kozlowski, B. B. Shankar, M. K. C. Wong, G. Zhou, B. J. Lavey, N.-Y. Shih, L. Tong, L. Chen, and Y. Shu, *PCT Int. Appl. WO/2003/042174*, 2003.
 - Z.-Q. Yang, J. C. Barrow, W. D. Shipe, K. S. Schlegel, Y. Shu, F. V. Yang, C. W. Lindsley, K. E. Rittle, M. G. Bock, G. D. Hartman, V. N. Uebele, C. E. Nus, S. V. Fox, R. L. Kraus, S. M. Doran, T. M. Connolly, C. Tang, J. E. Ballard, Y. Kuo, E. D. Adarayan, T. Prueksaritanont, P. B. Bunting, R. F. Woltmann, M. M. Magee, K. S. Koblan, and J. Renger, *J. Med. Chem.*, 2008, **51**, 6471.
 - (a) M. D'hooghe, S. Dekeukeleire, E. Leemans, and N. De Kimpe, *Pure Appl. Chem.*, 2010, **82**, 1749; (b) S. Dekeukeleire, M. D'hooghe, K. W. Törnroos, and N. De Kimpe, *J. Org. Chem.*, 2010, **75**, 5934.

14. (a) P. Sulmon, N. De Kimpe, R. Verhé, L. De Buyck, and N. Schamp, *Synthesis*, 1986, 192; (b) P. Sulmon, N. De Kimpe, N. Schamp, B. Tinant, and J.-P. Declercq, *Tetrahedron*, 1988, **44**, 3653.
15. (a) E. J. Corey and J. W. Suggs, *Tetrahedron Lett.*, 1975, **31**, 2647; (b) E. Leemans, M. D'hooghe, Y. Dejaegher, K. W. Törnroos, and N. De Kimpe, *Eur. J. Org. Chem.*, 2010, 352.
16. Y. Dejaegher and N. De Kimpe, *J. Org. Chem.*, 2004, **69**, 5974.
17. (a) L. Jiao, Y. Liang, and J. Xu, *J. Am. Chem. Soc.*, 2006, **128**, 6060; (b) J. Xu, *ARKIVOC*, 2009, 21.
18. (a) K. D. Barrow and T. M. Spotswood, *Tetrahedron Lett.*, 1965, **6**, 3325; (b) J. Decazes, J. L. Luche, and H. B. Kagan, *Tetrahedron Lett.*, 1970, **11**, 3361.
19. (a) Y. Dejaegher, S. Mangelinckx, and N. De Kimpe, *J. Org. Chem.*, 2002, **67**, 2075; (b) I. Ojima, M. Zhao, T. Yamato, and K. Nakahashi, *J. Org. Chem.*, 1991, **56**, 5263; (c) B. Alcaide, P. Almendros, C. Aragoncillo, and N. R. Salgado, *J. Org. Chem.*, 1999, **64**, 9596.
20. (a) N. De Kimpe, In *Comprehensive Heterocyclic Chemistry II*, 1996, **1B**, 507; (b) N. H. Cromwell and B. Philips, *Chem. Rev.*, 1979, **79**, 331; (c) J. A. Moore and R. S. Ayers, *Chemistry of Heterocyclic Compounds-Small Ring Heterocycles*, 1983, **2**, 1.
21. (a) K. L. Kirk, *Org. Process Res. Dev.*, 2008, **12**, 305; (b) M. D'hooghe and N. De Kimpe, *Synlett*, 2006, 2089.
22. (a) H. Sun and S. G. DiMagno, *J. Am. Chem. Soc.*, 2005, **127**, 2050; (b) R. K. Sharma and J. L. Fry, *J. Org. Chem.*, 1983, **48**, 2112.
23. (a) A. Arnone, P. Bravo, A. Donadelli, and G. Resnati, *Tetrahedron*, 1996, **52**, 131; (b) R. H. Furneaux, G. J. Gainsford, J. M. Mason, and P. C. Tyler, *Tetrahedron*, 1997, **53**, 245.
24. C. Thibaudeau, J. Plavec, and J. Chattopadhyaya, *J. Org. Chem.*, 1998, **63**, 4967.
25. (a) D. J. Hallett, U. Gerhard, S. C. Goodacre, L. Hitzel, T. J. Sparey, S. Thomas, and M. Rowley, *J. Org. Chem.*, 2000, **65**, 4984; (b) Y. Kishi, S. Inagi, and T. Fuchigami, *Eur. J. Org. Chem.*, 2009, 103.
26. L. Bartali, A. Casini, A. Guarna, E. G. Occhiato, and D. Scarpi, *Eur. J. Org. Chem.*, 2010, 5831.
27. H. Vanderhaeghe, G. Janssen, and F. Compennolle, *Tetrahedron Lett.*, 1971, **12**, 2687.
28. A. Aiello, E. Fattorusso, A. Giordano, M. Menna, W. E. G. Müller, S. Perovic-Ottstadt, and H. C. Schröder, *Bioorg. Med. Chem.*, 2007, **15**, 5877.
29. B. Ho and T. M. Zabriskie, *Bioorg. Med. Chem. Lett.*, 1998, **8**, 739.