

HETEROCYCLES, Vol. 83, No. 11, 2011, pp. 2489 - 2507. © 2011 The Japan Institute of Heterocyclic Chemistry  
Received, 28th June, 2011, Accepted, 5th August, 2011, Published online, 12th August, 2011  
DOI: 10.3987/REV-11-712

## RECENT ADVANCES IN THE TOTAL SYNTHESIS OF INDOLIZIDINE IMINOSUGARS

In Su Kim<sup>†\*</sup> and Young Hoon Jung<sup>‡\*\*</sup>

<sup>†</sup> Department of Chemistry, University of Ulsan, Ulsan, 680-749, Korea

insukim@ulsan.ac.kr

<sup>‡</sup> School of Pharmacy, Sungkyunkwan University, Suwon 440-746, Korea

yhjung@skku.edu

**Abstract** – The importance of sugar-mimic glycosidase inhibitors in biochemistry, medicinal chemistry, and in the various aspects of life processes presents a challenge. The structural diversity of their multichiral architecture has long intrigued synthetic chemists to develop novel approaches to this class of compounds. Since glycosidase inhibitors have shown remarkable therapeutic potential in treating various metabolic diseases, an impressive number of synthetic routes to such compounds and their derivatives have been recently developed. This report highlights recent developments in the synthesis of indolizidine iminosugars. Different synthetic strategies have been used such as ring-closing metathesis, dihydroxylation, asymmetric epoxidation, [3,3]-sigmatropic rearrangement, desymmetrization, and amination. The potential application of our amination methodology that uses chlorosulfonyl isocyanate (CSI) for producing a variety of polyhydroxylated alkaloids will be presented.

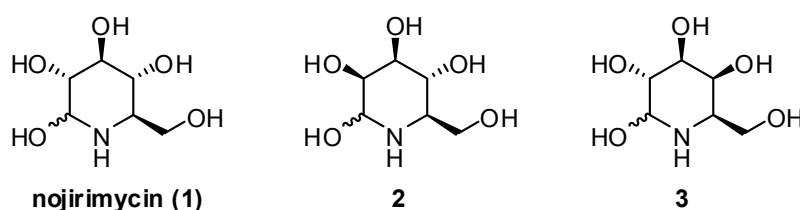
## INTRODUCTION

Iminosugars (or azasugars) are structural analogues of carbohydrates in which the ring oxygen is replaced by a nitrogen atom. These iminosugars have been reported to inhibit various glycosidases in a reversible or competitive manner due to a structural resemblance to the sugar moiety of the natural substrate. Glycosidases are enzymes that are involved in a wide range of anabolic and catabolic processes that are based on molecular recognition. These biological processes include intestinal digestion, the biosynthesis of glycoproteins, and lysosomal catabolism of glycoconjugates.<sup>1</sup> Since the majority of glycosidase

inhibitors have shown remarkable therapeutic potential in many diseases such as viral infections, diabetes mellitus, obesity, genetic disorders, and tumor metastasis, much attention has been directed at iminosugars as future drugs. For example, two *N*-alkylated derivatives of deoxynojirimycin, miglitol (Glyset™) and *N*-butyl-deoxynojirimycin (Zavesca™), are drugs for the treatment of type II diabetes mellitus and Gaucher's disease, respectively.<sup>2</sup>

Over the past 40 years, more than 100 polyhydroxylated alkaloids have been isolated from both plants and microorganisms. Naturally occurring polyhydroxylated alkaloids with a nitrogen atom in the ring are divided into five structural classes: pyrrolidines, piperidines, pyrrolizidines, indolizidines, and nortropanes. These alkaloids bind directly or indirectly to the active sites of glycosidases, because of their structural resemblance to the corresponding natural substrates. The realization that these azasugars might have enormous therapeutic potential in many diseases has led to the development of an impressive number of synthetic routes to create such compounds.<sup>3</sup>

In 1966, nojirimycin (**1**, NJ) was discovered as the first natural polyhydroxylated alkaloid that mimics a sugar (Figure 1). It was isolated from a *Streptomyces* filtrate,<sup>4</sup> and was found to be a potent inhibitor of  $\alpha$ - and  $\beta$ -glucosidase.<sup>5</sup> Mannojojirimycin (**2**, *manno*-NJ) and galactonojojirimycin (**3**, *galacto*-NJ), two other iminosugars containing the hydroxyl group at C-1, were also isolated from the fermentation broth of *Streptomyces* species. Mannojojirimycin (**2**) was co-produced with nojirimycin by *Streptomyces lavendulae* SF-425,<sup>6</sup> while galactonojojirimycin (**3**) was isolated from *Streptomyces lydicus* PA-5726 as a potent  $\beta$ -galactosidase inhibitor.<sup>7</sup> Since these iminosugars bearing a hydroxyl group at C-1 are fairly unstable, they are relatively difficult to isolate and handle, and are usually stored as bisulfite adducts.



**Figure 1**

The first 1-deoxy derivative, 1-deoxynojirimycin (**4**, DNJ), was first chemically synthesized from l-sorbofuranose<sup>8</sup> by the reduction of **1**.<sup>9</sup> It was isolated from the roots of Mulberry trees<sup>10</sup> and *Streptomyces* cultures.<sup>11</sup> This compound was found to be a potent inhibitor of  $\alpha$ -glucosidases and other glycosidases.<sup>12</sup> The 2-epimer of **4**, 1-deoxymannojojirimycin (**5**, DMJ) was first isolated from the seeds of the legume *Lonchocarpus sericeus* found in the West Indies and tropical America. This compound showed strong inhibitory activities toward several mannosidases as shown in Figure 2.<sup>13</sup>

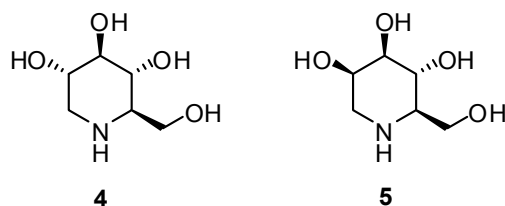


Figure 2

The first example of indolizidine alkaloids was swainsonine (**6**), isolated from the leaves of *Swainsona canescens* in 1979.<sup>14</sup> Later it was also found in *Astragalus* spp., together with swainsonine *N*-oxide.<sup>15</sup> The trihydroxylated indolizidine **6** has received much attention due to an effective  $\alpha$ -mannosidase inhibitory action.<sup>16</sup> It was also the first inhibitor to be selected for testing as an anticancer drug, reaching phase I clinical trials (Figure 3).

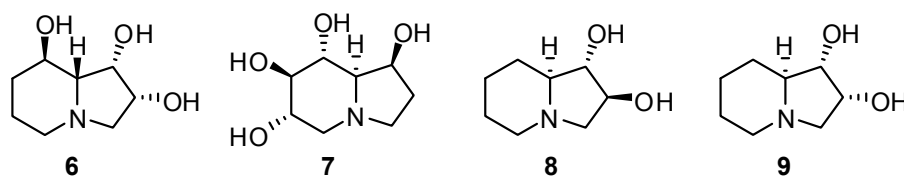


Figure 3

The tetrahydroxylated indolizidine, castanospermine (**7**), is a bicyclic analogue of deoxynojirimycin that has an ethylene bridge between the hydroxymethyl group and the nitrogen atom. It was first isolated in 1981 from the seeds of *Castanospermum australe* and its structure was confirmed by X-ray crystallography.<sup>17</sup> Castanospermine was found to be a powerful inhibitor of human  $\alpha$ - and  $\beta$ -mannosidases.<sup>18</sup>

Lentiginosine (**8**) and 2-*epi*-lentiginosine (**9**), extracted from the leaves of *Astragalus lentiginosus* in 1990,<sup>19</sup> are the first  $\alpha$ -glucosidase inhibitors that have been found to possess only two hydroxyl groups. The biosynthetic origin of these dihydroxylated indolizidine alkaloids is related to other polyhydroxylated indolizidine alkaloids such as **6** and **7**.<sup>20</sup> Lentiginosine is a potent competitive inhibitor ( $IC_{50}$  5  $\mu$ g/mL) of fungal amyloglucosidase, while the 2-*epimer* **9** has no activity toward any of the glycosidase that were tested.<sup>19</sup>

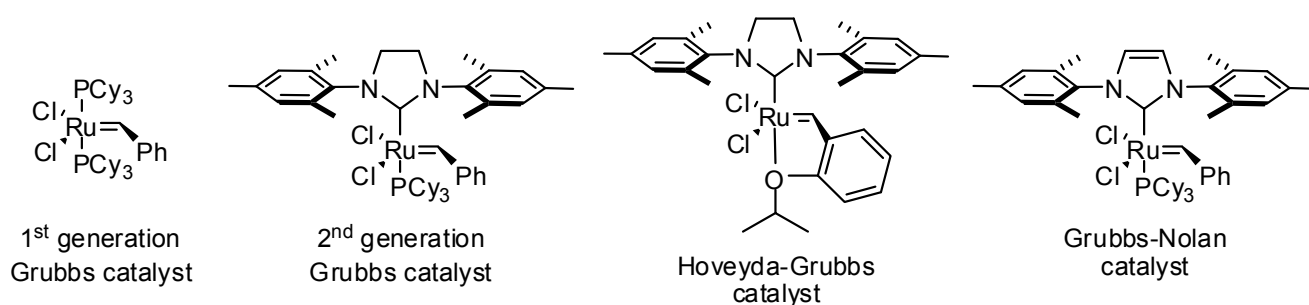
Given the enormous therapeutic potential of iminosugars, the development of improved synthetic methodologies for their synthesis has become the objective of many synthetic chemists. This report highlights recent developments in the synthesis of indolizidine iminosugars according to the different synthetic strategies, i.e. ring-closing metathesis, dihydroxylation, asymmetric epoxidation,

[3,3]-sigmatropic rearrangement, desymmetrization, and amination. In addition, the potential application of our amination methodology that uses chlorosulfonyl isocyanate (CSI) to produce a variety of polyhydroxylated alkaloids will be described.

## RESULTS AND DISCUSSION

### Ring-Closing Metathesis

The last 13 years have witnessed considerable development of metathesis reactions and an explosion of their application in organic synthesis.<sup>21</sup> Among them, ring-closing metathesis (RCM) has emerged as one of the most powerful methods for the preparation of carbocyclic and heterocyclic compounds (Figure 4).



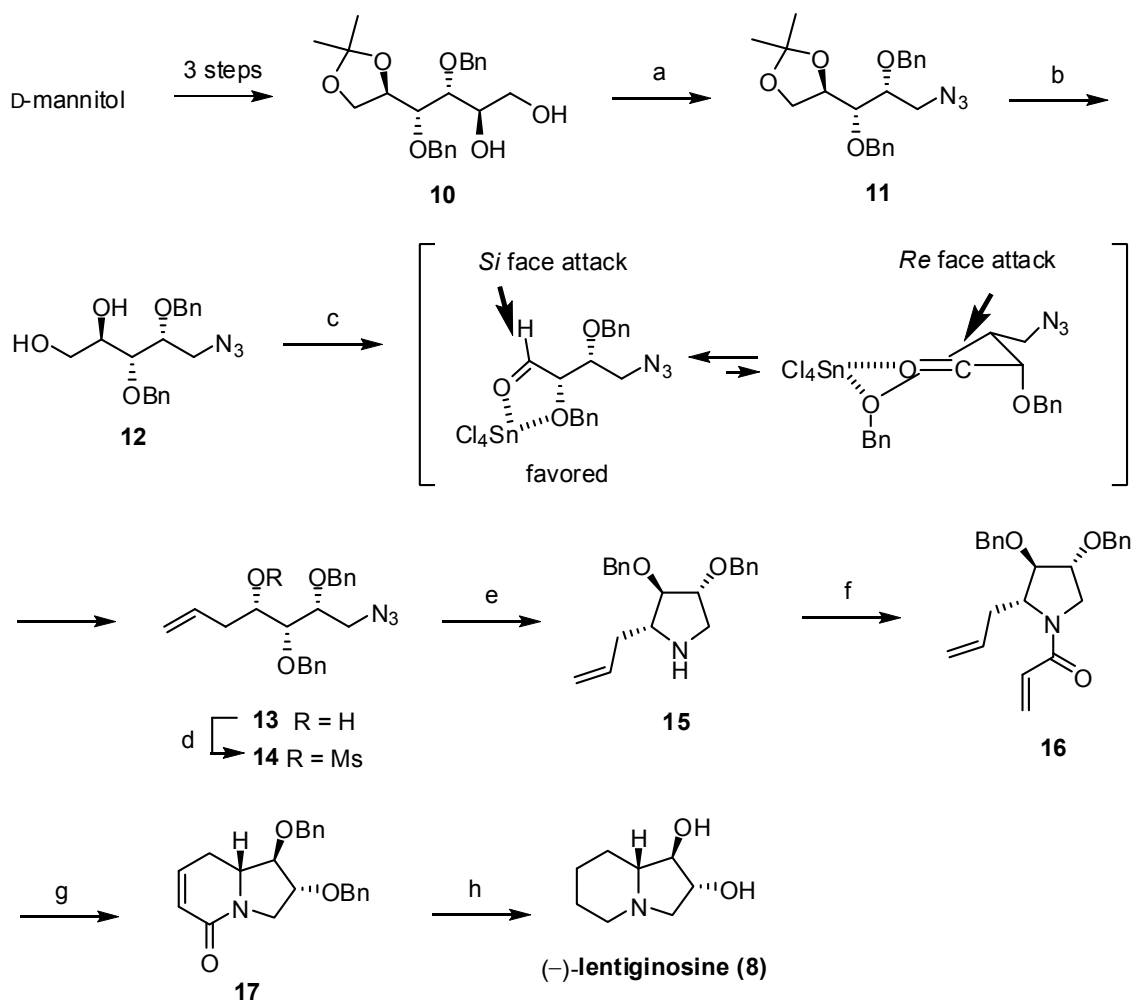
**Figure 4**

In the construction of iminosugars, the RCM reaction is one of the most efficient strategies to construct the heterocycle with the formation of the double bond in the right position occurring simultaneously in a single step.

In the total synthesis of (–)-lentiginosine reported by Singh *et al.*, the ring-closing metathesis was used as the key step for the construction of the indolizidine skeleton, as illustrated in Scheme 1.<sup>22</sup> The synthesis of (–)-**8** started with the diol **10**, which was prepared from commercially available D-mannitol by a previously described method. The cleavage of the diol **10** with lead tetraacetate gave a crude aldehyde, which was reduced to the alcohol by treatment of sodium borohydride. The alcohol, without any purification, was converted into the azide **11** by treating its tosylate with sodium azide in DMF. The acetonide group of **11** was removed to give the diol **12** by treatment of trifluoroacetic acid in a mixture of THF and water.

The diastereoselective addition of allyltributyltin to the crude aldehyde, prepared from an oxidative cleavage of the diol **12** with lead tetraacetate, was carried out at  $-78$  °C using  $\text{SnCl}_4$  as a Lewis acid to give the homoallyl alcohol **13** with a high diastereoselectivity of 99:1. The highly selective addition of the allyl group to the *Si*-face of the aldehyde can be explained by a more rigid five-membered chelation-controlled transition state rather than a flexible six-membered half-chair transition state.

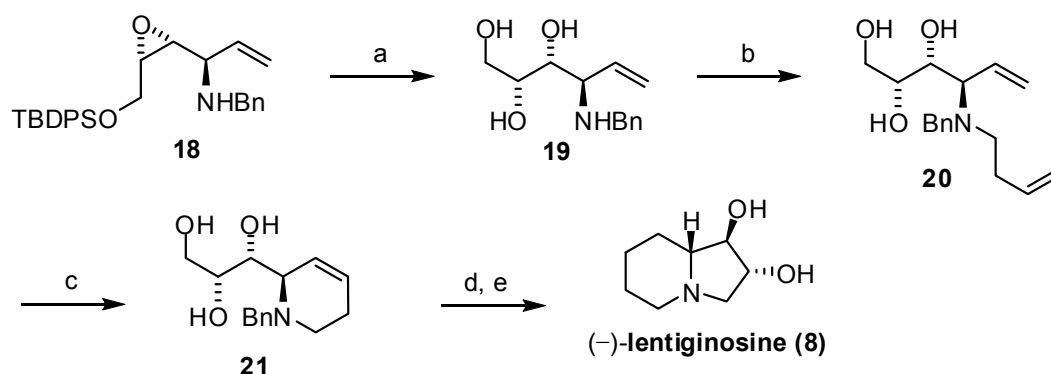
Treatment of the azido mesylate **14** with lithium aluminum hydride in THF gave the cyclized amine **15** in which an amine produced by reduction of the azide displaced the mesylate via the S<sub>N</sub>2 mechanism. The secondary amine **15** was converted into the acryl amide **16** using standard conditions. RCM was accomplished with an 85% yield in refluxing toluene in the presence of the 1<sup>st</sup> generation Grubbs catalyst to give **17**. Finally, hydrogenation of **17** followed by the reduction of the crude amide with LiAlH<sub>4</sub> furnished (–)-**8** in quantitative yield.



**Scheme 1. Reagents and conditions:** (a) (i) Pb(OAc)<sub>4</sub>, CH<sub>2</sub>Cl<sub>2</sub>; (ii) NaBH<sub>4</sub>, EtOH; (iii) TsCl, Et<sub>3</sub>N, CH<sub>2</sub>Cl<sub>2</sub>; (iv) NaN<sub>3</sub>, DMF, 80 °C, 80% for 4 steps; (b) TFA, THF/H<sub>2</sub>O (4:1), 97%; (c) (i) Pb(OAc)<sub>4</sub>, CH<sub>2</sub>Cl<sub>2</sub>; (ii) SnCl<sub>4</sub>, allyltributyltin, CH<sub>2</sub>Cl<sub>2</sub>, 82% for 2 steps; (d) MsCl, Et<sub>3</sub>N, CH<sub>2</sub>Cl<sub>2</sub>, 92%; (e) LiAlH<sub>4</sub>, THF, 65 °C, 68%; (f) acryloyl chloride, Et<sub>3</sub>N, CH<sub>2</sub>Cl<sub>2</sub>, 85%; (g) 1<sup>st</sup> generation Grubbs catalyst (10 mol%), toluene, reflux, 86%; (h) (i) Pd/C, H<sub>2</sub>, MeOH; (ii) LiAlH<sub>4</sub>, THF, 97% for 2 steps

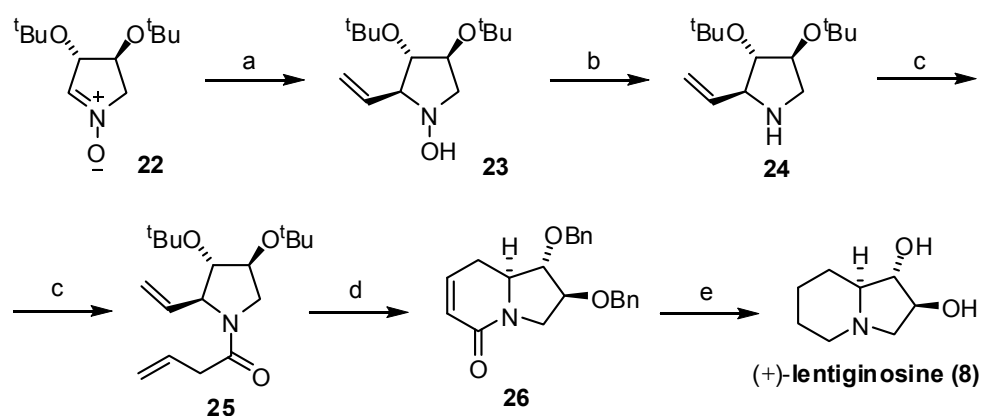
Géssisson and coworkers also employed the RCM reaction for straightforward synthesis of (–)-**8** and of its pyrrolizidine analogue starting from chiral *cis*- $\alpha,\beta$ -epoxyamine **18**,<sup>23</sup> which is readily available from the corresponding chiral epoxy aldehyde, as shown in Scheme 2.<sup>24</sup> After the regiocontrolled hydrolytic

opening of epoxide **18**, butenyl moiety was introduced to give **20**. The treatment of **20** with the second generation 1,3-bis(mesityl)-2-imidazolidinylidene substituted ruthenium Grubbs catalyst (2<sup>nd</sup> generation Grubbs catalyst) was found to be superior to the first generation Grubbs catalyst in the formation of the tetrahydropyridine ring **21**. The catalytic hydrogenation of **21** followed by the Appel cyclization gave (-)-**8**.



**Scheme 2.** Reagents and conditions: (a)  $\text{H}_2\text{SO}_4$ , 1,4-dioxane, reflux, 70%; (b) 4-butenyl trifluoromethanesulfonate, proton sponge,  $\text{CH}_2\text{Cl}_2$ , rt, 67%; (c) 2<sup>nd</sup> generation Grubbs catalyst (8 mol%), toluene, 80 °C, 66%; (d)  $\text{H}_2$ , Pd/C, MeOH, HCl, rt, 90%; (e)  $\text{PPh}_3$ ,  $\text{CCl}_4$ ,  $\text{Et}_3\text{N}$ , rt, 68%

Cardona *et al.* also used the RCM reaction for the construction of the six-membered ring of (+)-lentiginosine **8**.<sup>25</sup> This strategy was based on a highly selective addition of vinylmagnesium bromide to nitron **22** derived from L-tartaric acid.

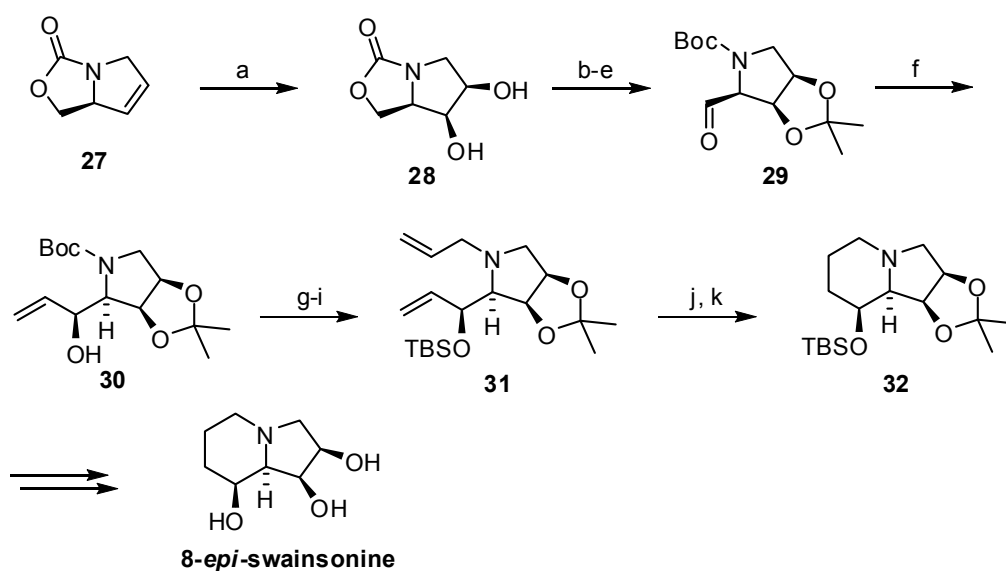


**Scheme 3.** Reagents and conditions: (a) vinylmagnesium bromide,  $\text{Et}_2\text{O}$ , 96%; (b) In (18 mol%), Zn (400 mol%), MeOH,  $\text{NH}_4\text{Cl}$ , reflux, 84%; (c)  $\text{CH}_2=\text{CHCH}_2\text{CO}_2\text{H}$ , HOBT, DCC, 71%; (d) 1<sup>st</sup> generation Grubbs catalyst (12 mol%),  $\text{CH}_2\text{Cl}_2$ , 60%; (e) (i)  $\text{LiAlH}_4$ , THF, 62%; (ii)  $\text{H}_2$ , Pd/C, MeOH, 90%; (iii)  $\text{CF}_3\text{CO}_2\text{H}$ , 74%

As shown in Scheme 3, the addition of 1.2 equiv. of vinylmagnesium bromide in Et<sub>2</sub>O at room temperature provided **23** as a single diastereomer, which was derived from the preferred *anti* attack of the organometallic reagent with respect to the vicinal alkoxy group. After the reduction of hydroxylamine **23** using organoindium reagent,<sup>26</sup> the amine **24** was then coupled with but-3-enoic acid to yield amide **25**. The RCM reaction of **25** was performed with the first generation Grubbs catalyst to give indolizidinone **26**, which was transformed into the target (+)-lentiginosine (**8**) for two steps.

### Dihydroxylation

Dihydroxylation reactions using osmium tetroxide (OsO<sub>4</sub>) in the presence of *N*-methylmorpholine *N*-oxide (NMO) have found wide application in the synthesis of a large number of iminosugars. In recent work by Parsons and coworkers, a key step in the formal synthesis of (–)-8-*epi*-swainsonine was based on a diastereoselective dihydroxylation of a cyclic carbamate **27**, as illustrated in Scheme 4.<sup>27</sup> The HOMO of **27** has an unsymmetrical π bond with higher electron density on the *endo* face of the bicyclic system. Therefore, *cis*-dihydroxylation of **27** using OsO<sub>4</sub> and NMO led to the formation of the *endo* diol **28** as a major product. After the acetonide protection of diol **28** followed by hydrolysis of carbamate, the resulting amine was protected using (Boc)<sub>2</sub>O. The primary alcohol was oxidized using TPAP to give the aldehyde **29** in high yield.

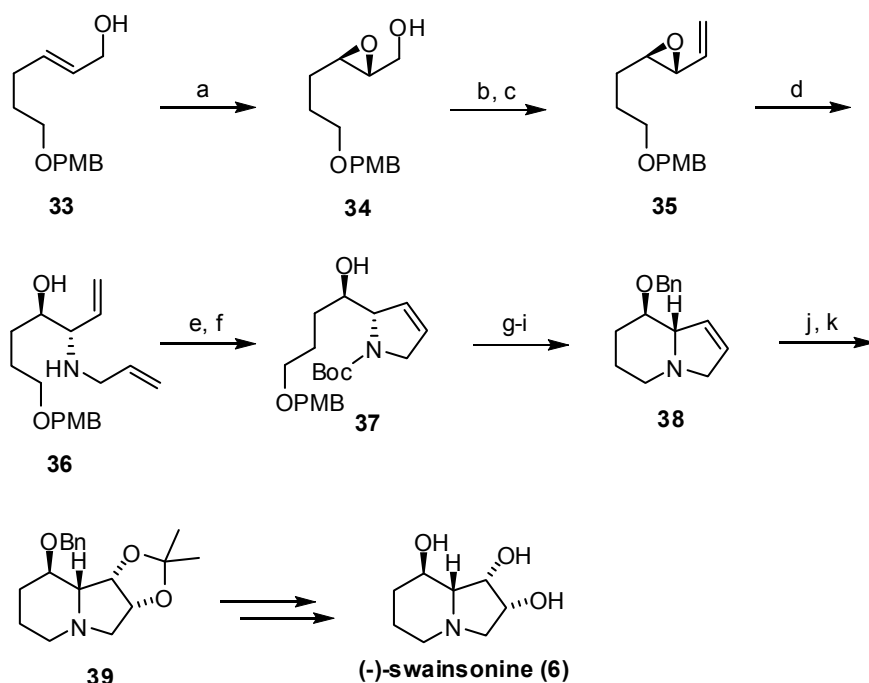


**Scheme 4.** Reagents and conditions: (a) OsO<sub>4</sub> (5 mol%), NMO, acetone, H<sub>2</sub>O, 85%; (b) (MeO)<sub>2</sub>CMe<sub>2</sub>, PPTS, acetone, reflux, 95%; (c) LiOH, EtOH, reflux; (d) (Boc)<sub>2</sub>O, Et<sub>3</sub>N, MeCN, 85% for 2 steps; (e) TPAP (5 mol%), 4Å MS, NMO, CH<sub>2</sub>Cl<sub>2</sub>, 98%; (f) vinylmagnesium bromide, THF, 85%; (g) TBSOTf, Et<sub>3</sub>N, CH<sub>2</sub>Cl<sub>2</sub>, 98%; (h) ZnBr<sub>2</sub>, CH<sub>2</sub>Cl<sub>2</sub>, 81%; (i) allyl bromide, K<sub>2</sub>CO<sub>3</sub>, THF, reflux, 91%; (j) 2<sup>nd</sup> generation Grubbs catalyst (20 mol%), CH<sub>2</sub>Cl<sub>2</sub>, reflux, 70%; (k) H<sub>2</sub>, Pd/C, EtOAc, 54%

Addition of vinylmagnesium bromide to aldehyde **29** afforded allylic alcohol **30** as a single product. The stereoselectivity of this reaction can be explained by the chelation of the magnesium ion to both the aldehyde and Boc carbonyl groups. Silylation, deprotection of Boc group, and *N*-allylation provided the diene **31**, which was converted into the indolizidine core **32** via RCM using the 2<sup>nd</sup> generation Grubbs catalyst followed by hydrogenation. Indolizidine **32** could be transformed into (–)-8-*epi*-swainsonine.

### Asymmetric Epoxidation

A total synthesis of (–)-swainsonine (**6**) by a route involving the Sharpless asymmetric epoxidation to induce chirality was reported by Pyne *et al.*, as shown in Scheme 5.<sup>28</sup>



**Scheme 5.** Reagents and conditions: (a) (–)-DIPT (15 mol%), Ti(O<sup>*i*</sup>Pr)<sub>4</sub> (15 mol%), *t*-BuOOH, 4Å MS, CH<sub>2</sub>Cl<sub>2</sub>, –15 °C, 52%; (b) (COCl)<sub>2</sub>, DMSO, Et<sub>3</sub>N, CH<sub>2</sub>Cl<sub>2</sub>, –50 °C, 94%; (c) methyltriphenylphosphonium bromide, KHMDS, toluene, rt, 67%; (d) allylamine, *p*-TsOH·H<sub>2</sub>O (15 mol%), 105 °C, 88%; (e) (Boc)<sub>2</sub>O, Et<sub>3</sub>N, THF, rt, 98%; (f) 1<sup>st</sup> generation Grubbs catalyst (6.5 mol%), CH<sub>2</sub>Cl<sub>2</sub>, reflux, 95%; (g) NaH, THF, BnBr, *n*-Bu<sub>4</sub>NI, rt, 74%; (h) TFA, anisole, CH<sub>2</sub>Cl<sub>2</sub>, rt, 88%; (i) CBr<sub>4</sub>, PPh<sub>3</sub>, Et<sub>3</sub>N, CH<sub>2</sub>Cl<sub>2</sub>, 0 °C, 74%; (j) AD-mix- $\alpha$ , (DHQ)<sub>2</sub>PHAL, *t*-BuOH, CH<sub>3</sub>SO<sub>2</sub>NH<sub>2</sub>, 4 °C; (k) 2,2-dimethoxypropane, *p*-TsOH, CH<sub>2</sub>Cl<sub>2</sub>, rt, 50%

The (*E*)-allylic alcohol **33** under Sharpless catalytic asymmetric epoxidation conditions gave the corresponding (2*R*,3*R*)-epoxyalcohol **34** in 52% yield and in 92% ee. Swern oxidation and Wittig olefination afforded the chiral vinyl epoxide **35**. Regioselective ring opening of vinyl epoxide **35** was

performed by heating with an excess amount of allylamine in the presence of *p*-TsOH to give the *anti*-amino alcohol **36** as a single diastereomer in 88% yield. After the Boc protection of the amine moiety, treatment with the 1<sup>st</sup> generation Grubbs catalyst furnished the 2,5-dihydropyrrole **37** in 94% yield for two steps. Standard protective group manipulations delivered the amino alcohol, which was cyclized under the Appel condition to give the indolizidine **38** in 74% yield. Dihydroxylation of **38** with AD-mix- $\alpha$  or AD-mix- $\beta$  provided *syn*-diols with excellent diastereoselectivities of 92:2 or 95:5, respectively. The facial selectivity in the dihydroxylation can be explained by the addition of the bulky osmium reagent to the  $\alpha$ -face of the molecule. However, the attack from the  $\beta$ -face would be hindered by the pseudoaxial protons H<sub>8 $\alpha$</sub>  and H<sub>3 $\beta$</sub> , as shown in Figure 5. In contrast, a poor diastereoselectivity of 2:1 was obtained with the use of OsO<sub>4</sub> and NMO. Finally, the removal of the protecting group of **39** gave (–)-swainsonine (**6**).

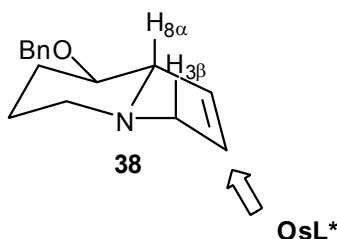
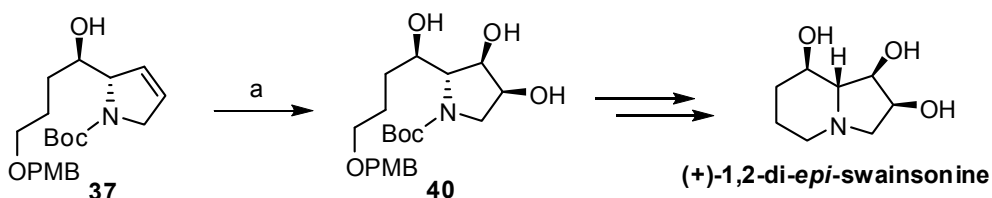


Figure 5

In the light of this work, (+)-1,2-di-*epi*-swainsonine was prepared from the 2,5-dihydropyrrole **37** in a similar way, just via reversing the order of the dihydroxylation and the cyclization reactions, as illustrated in Scheme 6.

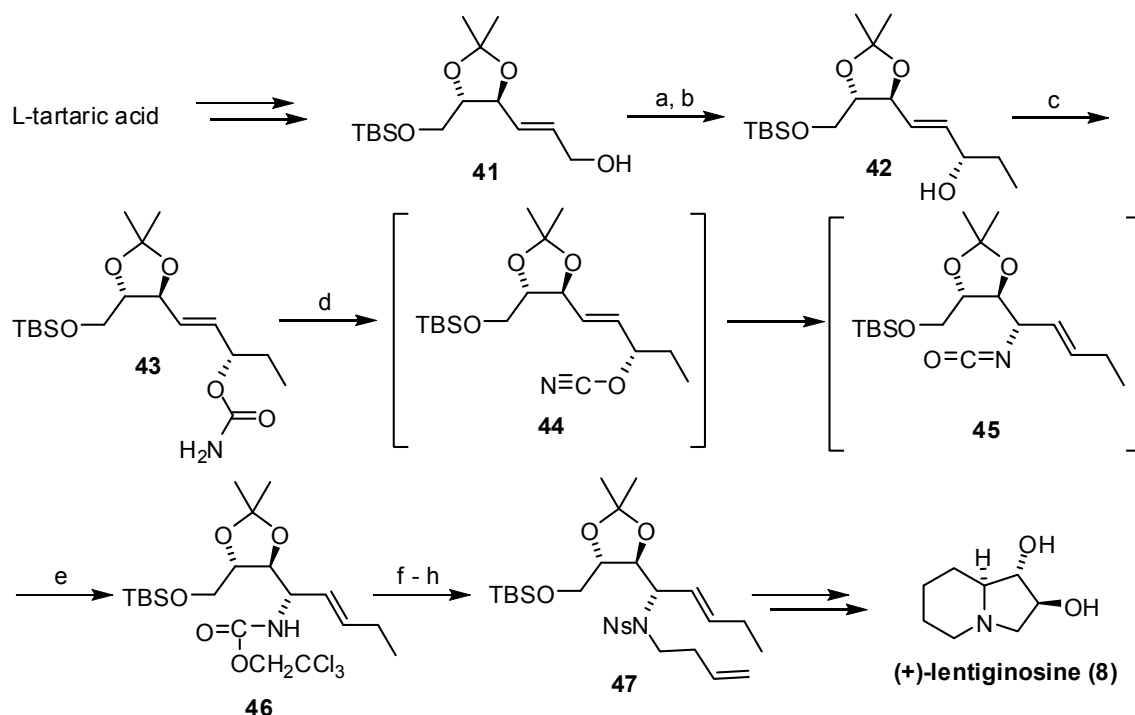


Scheme 6. Reagents and conditions: (a) K<sub>2</sub>OsO<sub>4</sub>·2H<sub>2</sub>O (7 mol%), NMO, acetone, H<sub>2</sub>O, rt, 90%

This strategy shows an excellent diastereoselectivity of the dihydroxylation of **37** to give **40** as a sole diastereomer in 90% yield. The diastereoselectivity of the dihydroxylation can be explained by the steric hindrance of the C-2 substituent on 2,5-dihydropyrrole.

### Sigmatropic Rearrangement

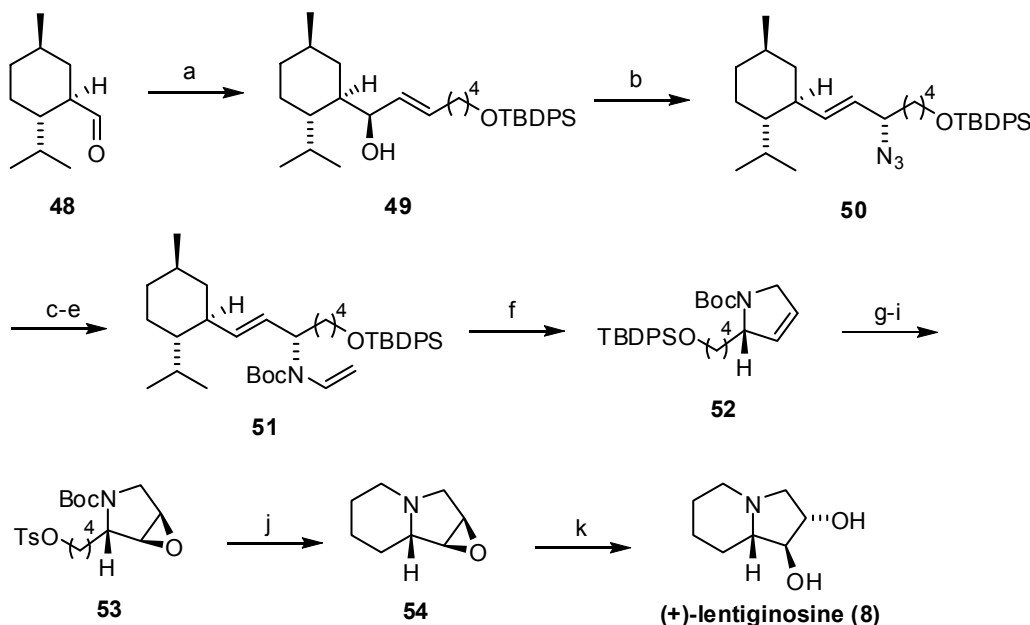
Ichikawa and coworkers demonstrated a total synthesis of (+)-lentiginosine (**8**) from L-tartaric acid as a starting material.<sup>29</sup> Asymmetric addition of diethylzinc to the aldehyde, derived from the alcohol **41**, afforded the chiral alcohol **42** (Scheme 7). Subsequent [3,3]-sigmatropic rearrangement of allyl cyanate **43** provided the isocyanate **45** with a high degree of enantioselectivity. Further manipulations including RCM of **47** afforded the tetrahydropyridine, which was finally converted into (+)-lentiginosine (**8**).



**Scheme 7.** Reagents and conditions: (a) 2-iodobenzoic acid, DMSO, 90%; (b)  $\text{Et}_2\text{Zn}$ , (*S*)-diphenyl(1-methylpyrrolidine-2-yl)methanol, 91%, 93:7 dr; (c)  $\text{CCl}_3\text{CONCO}$ ,  $\text{K}_2\text{CO}_3$ , MeOH,  $\text{H}_2\text{O}$ , 95%; (d)  $\text{PPh}_3$ ,  $\text{CBr}_4$ ,  $\text{Et}_3\text{N}$ ,  $-20^\circ\text{C}$ ; (e)  $\text{Cl}_3\text{CCH}_2\text{OH}$ , 86%; (f)  $\text{Zn}$ , AcOH, THF; (g)  $\text{NsCl}$ ,  $\text{Et}_3\text{N}$ , 87% for 2 steps; (h) 3-buten-1-ol,  $\text{PPh}_3$ , DEAD, 89%

In the total synthesis of (+)-lentiginosine (**8**), Spino *et al.* illustrated tandem Mitsunobu reaction and [3,3]-sigmatropic rearrangement of the allylic azide on chiral auxiliary to prepare a key azide intermediate, as shown in Scheme 8.<sup>30</sup> The chiral auxiliary, *p*-menthane-3-carbaldehyde (**48**), prepared from menthone in enantiomeric enriched form, was used to induce stereochemistry, and to provide the required allylic azide. Treatment of the starting aldehyde **48** with a vinyl lithium reagent afford the alcohol **49**, which was then subjected to the Mitsunobu reaction condition to give the azide **50** in an excellent level of diastereoselectivity of 95:5. The stereochemical outcome can be explained by  $\text{S}_{\text{N}}2$  displacement of the intermediate phosphonyloxy group by the azide group followed by a [3,3]-sigmatropic rearrangement to the thermodynamically favored regioisomer. After further manipulations, the diene **51** was subjected to

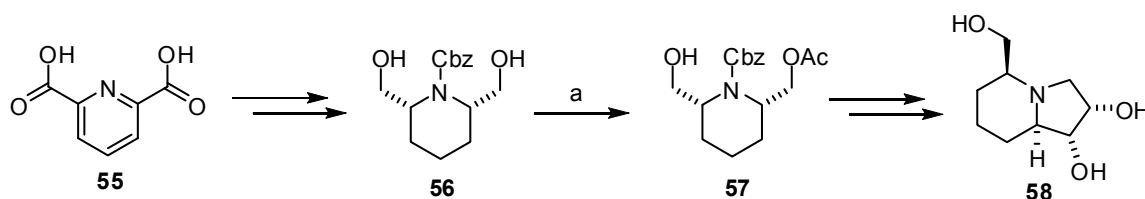
RCM using the Grubbs-Nolan catalyst<sup>31</sup> to give pyrrolidine **52** in an excellent yield. Stereoselective epoxidation, removal of TBDPS group, and the introduction to the tosylate gave **53**, which was cyclized to afford **54**. Finally, regioselective ring opening of the epoxide provided (+)-lentiginosine (**8**).



**Scheme 8.** Reagents and conditions: (a)  $\text{IHC}=\text{CH}(\text{CH}_2)_4\text{OTBDPS}$ ,  $t\text{-BuLi}$ ,  $\text{AlMe}_3$ , 56%, 35:1 dr; (b)  $\text{PPh}_3$ , DEAD,  $\text{HN}_3$ , 98%, 95>5 dr; (c)  $\text{LiAlH}_4$ ,  $\text{Et}_2\text{O}$ , rt, 86-96%; (d)  $\text{K}_2\text{CO}_3$ , MeCN, allyl bromide, 59%; (e)  $(\text{Boc})_2\text{O}$ ,  $\text{Et}_3\text{N}$ , rt, 92%; (f) Grubbs-Nolan catalyst (1 mol%),  $\text{CH}_2\text{Cl}_2$ , 100%; (g) Oxone<sup>®</sup>,  $\text{NaHCO}_3$ ,  $\text{CF}_3\text{CO}_2\text{H}$ , MeCN, 0 °C, 89%; (h) TBAF, THF, rt, 87%; (i) TsCl, pyridine,  $\text{CH}_2\text{Cl}_2$ , rt, 85%; (j) TFA,  $\text{CH}_2\text{Cl}_2$ , rt, then  $\text{Et}_3\text{N}$ , 63%; (k)  $\text{H}_2\text{SO}_4$ , dioxane, 71%

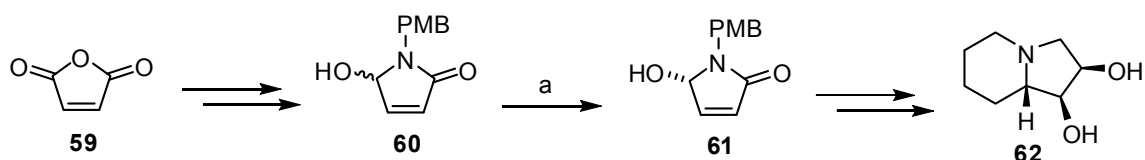
## Desymmetrization

A large number of groups have developed chemical or enzymatic resolutions as the key step in the synthesis of iminosugars. Silvani *et al.* reported the resolution of pro-chiral diol **56** using *Candida cylindracea* lipase and vinyl acetate in ionic liquid to give acetate **57**, which was subsequent transformed into hydroxymethyl indolizidine **58** in nine steps including ring-closing metathesis and dihydroxylation, as shown in Scheme 9.<sup>32</sup>



**Scheme 9.** Reagents and conditions: (a) *Candida cylindracea* lipase,  $\text{CH}_2=\text{CHOAc}$ , ionic liquid, 40 °C, 90%, 98%ee

Takabe and coworkers also described enzymatic resolution for the synthesis of indolizidine alkaloid **62**, as illustrated in Scheme 10.<sup>33</sup> Maleic anhydride **59** was converted into the pyrrole **60** via the reaction with PMB-NH<sub>2</sub> and the Luche reduction. Lipase PS-D catalyzed kinetic resolution of **60** yielding the alcohol **61** with an excellent level of enantioselectivity (>99%ee). Conversion of the alcohol **61** to the indolizidine **62** was achieved in a further ten steps.

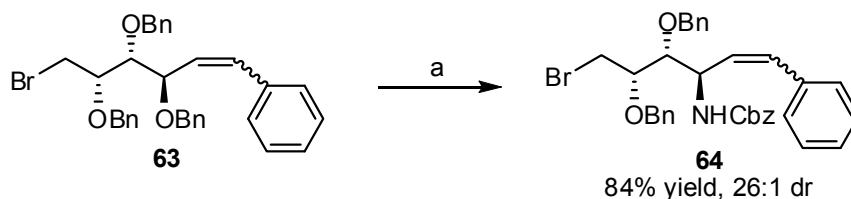


**Scheme 10.** Reagents and conditions: (a) lipase PS-D, CH<sub>2</sub>=CHOAc, dioxane, rt, 49%, >99%ee

## Amination

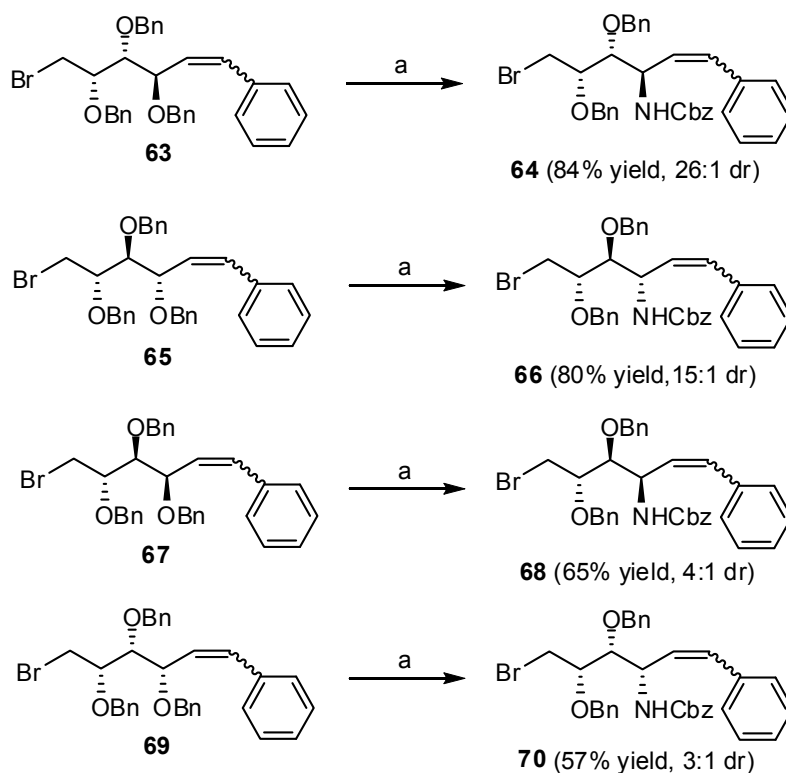
We recently reported a novel regioselective and diastereoselective amination of a variety of allylic ethers using chlorosulfonyl isocyanate (CSI) to give allylic amines.<sup>34</sup> Moreover, we have demonstrated the application of this methodology to the total syntheses of (–)-cytoxazone,<sup>35</sup> 1,4-dideoxy-1,4-imino-D-arabinitol (DAB1),<sup>36</sup> (–)-lentiginosine,<sup>36</sup> (2*R*,5*S*)-dihydroxymethyl-(3*R*,4*R*)-dihydroxypyrrolidine (DGDP),<sup>37</sup> 3-hydroxypipercolic acid,<sup>38</sup> (+)-deoxoprosophylline,<sup>39</sup> D-1-deoxynojirimycin,<sup>40</sup> D-1-deoxymannojirimycin,<sup>40</sup> D-1-deoxyallonjirimycin,<sup>40</sup> aminocyclopentitols,<sup>41</sup> (+)-polyoxamic acid,<sup>42</sup> and lentiginosine analogues.<sup>44</sup>

Our initial study focused on the regioselectivity and the diastereoselectivity of the reaction of *anti*-1,2-dibenzyl ether **63** with CSI. After the optimization of the reaction conditions under various solvents and temperatures, we found that treatment of the 1,2-*anti*-tribenzyl ether **63** with chlorosulfonyl isocyanate in toluene at 0 °C for 24 h, followed by the desulfonylation using an aqueous solution of 25% sodium sulfite yielded the 1,2-*anti*-aminoalcohol **64** with an excellent diastereoselectivity of 26:1 in 84% yield, as shown in Scheme 11.<sup>36</sup>



**Scheme 11.** Reagents and conditions: (a) CSI, Na<sub>2</sub>CO<sub>3</sub>, toluene, 0 °C, 24 h, then 25% aq. Na<sub>2</sub>SO<sub>3</sub>

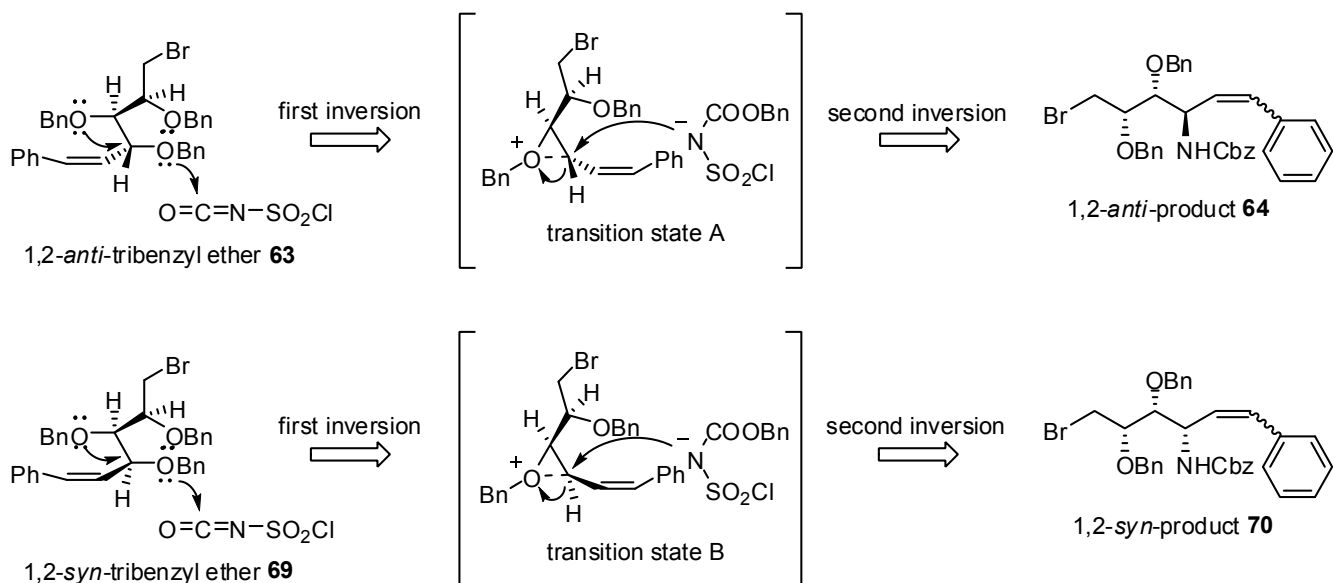
Consistent with these observations, this study investigated the diastereoselectivity of the reactions between the cinnamylic polybenzyl ethers (**63**, **65**, **67** and **69**) and chlorosulfonyl isocyanate to give the corresponding allylic amine products (**64**, **66**, **68** and **70**).



**Scheme 12.** Reagents and conditions: (a) CSI, Na<sub>2</sub>CO<sub>3</sub>, toluene, 0 °C, 24 h, then 25% aq. Na<sub>2</sub>SO<sub>3</sub>

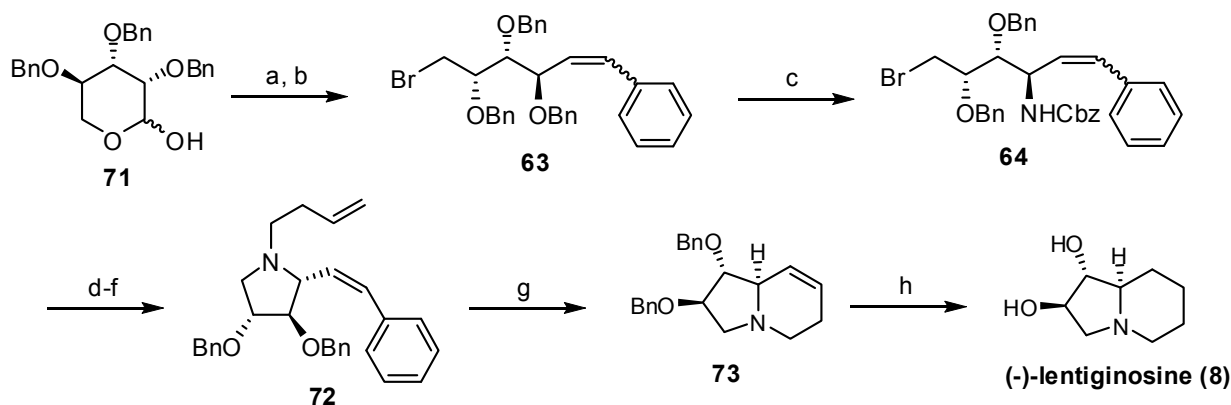
As shown in Scheme 12, the *anti*-1,2-dibenzyloxy ethers **63** and **65** were converted to the *anti*-1,2-aminoalcohols **64** and **66** as the major products with excellent diastereoselectivities of 26:1 and 15:1, respectively. However, the *syn*-1,2-dibenzyloxy ethers **67** and **69** in toluene at 0 °C gave the corresponding *syn*-1,2-aminoalcohols **68** and **70** in a moderate yield with moderate diastereoselectivities of 4:1 and 3:1 in favor of the *syn*-isomer.

The observed diastereoselectivities of these reactions can be explained by the neighboring group effect, where the NHCbz group orientation retains its original configuration in benzyl ether via the double inversion of the configuration, as shown in Figure 6. As the polarity of the solvent decreased, the attack of the vicinal OBn (the neighboring group effect) became faster than nucleophilic attack, and the diastereoselectivity of 1,2-aminoalcohol increased. The increased *anti*-diastereoselectivity of **63** and **65** might have been caused by the decreased steric repulsion between the two bulky substituents, which were placed at the opposite face around the benzyloxonium ion intermediate (transition state A).



**Figure 6.** Reaction mechanism of cinnamylic polybenzyl ethers with chlorosulfonyl isocyanate

Based on the above results, the total synthesis of (–)-lentiginosine (**8**) was achieved from the benzylated pyranose **71** prepared from commercially available D-lyxose according to the methodology reported in the literature,<sup>44</sup> as shown in Scheme 13.

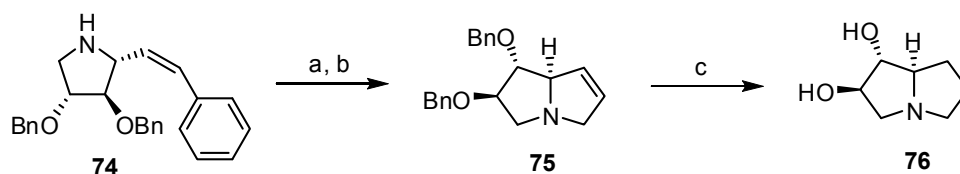


**Scheme 13.** Reagents and conditions: (a) NaH, DMSO, BnPPh<sub>3</sub>Cl, THF, 45 °C, 94%; (b) CBr<sub>4</sub>, PPh<sub>3</sub>, Et<sub>3</sub>N, CH<sub>2</sub>Cl<sub>2</sub>, 0 °C, 89%; (c) CSI, Na<sub>2</sub>CO<sub>3</sub>, toluene, 0 °C, then 25% aq. Na<sub>2</sub>SO<sub>3</sub>, 84%, 26:1 dr; (d) KO<sup>t</sup>Bu, THF, 0 °C, 95%; (e) Pd(OAc)<sub>2</sub>, Et<sub>3</sub>SiH, Et<sub>3</sub>N, CH<sub>2</sub>Cl<sub>2</sub>, reflux, 76%; (f) CH<sub>2</sub>=CHCH<sub>2</sub>CH<sub>2</sub>OTf, proton sponge, CH<sub>2</sub>Cl<sub>2</sub>, 75%; (g) 2<sup>nd</sup> generation Grubbs catalyst (10 mol%), toluene, 70 °C, 86%; (h) 10% Pd/C, H<sub>2</sub>, 6 N HCl, EtOH, then DOWEX-50Wx8 H<sup>+</sup> form (0.5 M NH<sub>4</sub>OH eluent), 100%

The Wittig olefination of compound **71** followed by the exchange of the hydroxyl group to the bromine afforded the compound **63** in two steps. Treatment of the 1,2-*anti*-dibenzyl ether **63** with chlorosulfonyl isocyanate in toluene at 0 °C afforded the 1,2-*anti*-aminoalcohol **64** with an excellent diastereoselectivity

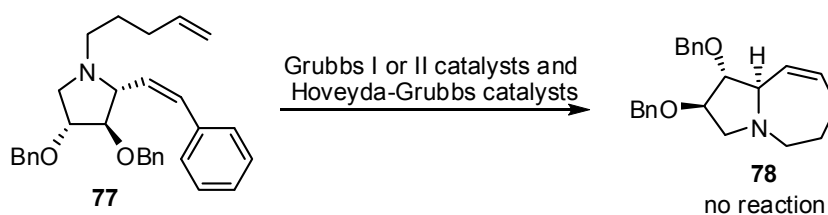
of 26:1 in 84% yield. The intramolecular cyclization, the removal of Cbz protective group, and the *N*-alkylation provided the corresponding the pyrrolidine **72**. Treatment of compound **72** with the 1<sup>st</sup> generation Grubbs catalyst in methylene chloride at reflux provided compound **73** in 10% yield. The yield of compound **73** was improved to 56% when the 2<sup>nd</sup> generation Grubbs catalyst in methylene chloride was used, but the reaction required 60 h to complete. The best result was obtained when compound **72** was treated with the 2<sup>nd</sup> generation Grubbs catalyst in toluene, which provided the indolizidine core **73** in 86% yield within 8 h. Finally, the palladium catalyzed hydrogenation of compound **73** afforded (–)-lentiginosine (**8**) in quantitative yield.

With this efficient route to (–)-lentiginosine, our attention was then focused on the synthesis of the pyrrolizidine alkaloid **76** via a parallel synthetic route (Scheme 14). *N*-Allylation of the pyrrolidine **74** under standard conditions (allyl bromide, K<sub>2</sub>CO<sub>3</sub> and THF) followed by the ring-closing metathesis afforded the pyrrolizidine core **75**, which was subjected to a catalytic hydrogenation condition to provide the pyrrolizidine alkaloid (1*R*,2*R*,7*aR*)-1,2-dihydroxypyrrolizidine (**76**) in quantitative yield.



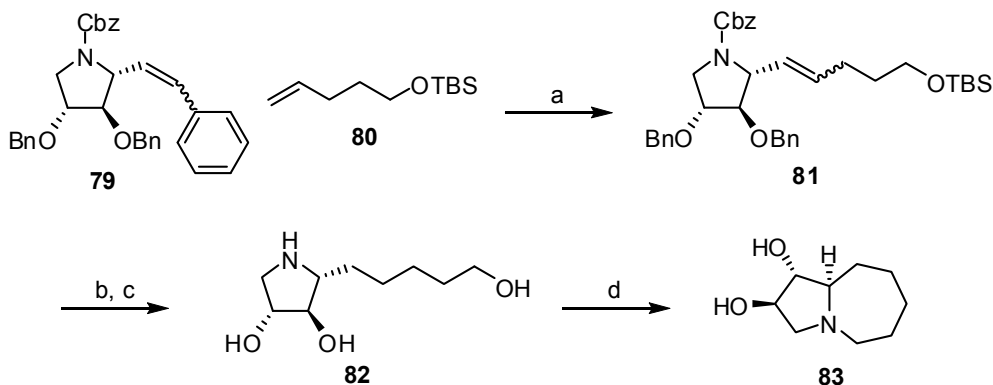
**Scheme 14.** Reagents and conditions: (a) allyl bromide, K<sub>2</sub>CO<sub>3</sub>, THF, 45 °C, 82%; (b) 2<sup>nd</sup> generation Grubbs catalyst (10 mol%), toluene, reflux, 57%; (c) (i) 10% Pd/C, H<sub>2</sub>, 6 N HCl, EtOH; (ii) DOWEX-50Wx8 H<sup>+</sup> form, (0.5 M NH<sub>4</sub>OH eluent), 100%

According to previous works, we planned the introduction of *N*-alkylation and ring-closing metathesis for the synthesis of the pyrroloazepine core **78**, which can be converted into (1*R*,2*R*,9*aR*)-octahydro-1*H*-pyrrolo[1,2]azepine-1,2-diol (**83**).<sup>43</sup> However, the ring-closing metathesis of **77** was unsuccessful and led to the recovery of the starting material and a small amount of intermolecular olefination byproducts, as shown in Scheme 15. In view of these unsuccessful results, our attention was turned to the intermolecular metathesis reaction between the common intermediate **79** and the olefin **80**.



**Scheme 15.** Ring-closing metathesis approach for the synthesis of **78**

After the optimization of the reaction conditions under various Grubbs catalysts, solvents and temperatures, we found that the treatment of **79** and **80** with 30 mol% of the 2<sup>nd</sup> generation Grubbs catalyst furnished the corresponding alkene **81** with 3:1 mixture of *trans*- and *cis*-isomers in 63% yield (Scheme 16). Treatment of **81** with tetrabutylammonium fluoride followed by the hydrogenation provided the trihydroxylated pyrrolidine alkaloid **82** in 72% yield. Finally, the Appel cyclization<sup>45</sup> and the subsequent resin purification provided the 5,7-bicyclic dihydroxylated alkaloid **83**.



**Scheme 16.** Reagents and conditions: (a) 2<sup>nd</sup> generation Grubbs catalyst (30 mol%), toluene, 100 °C, 48 h, 57%; (b) TBAF, THF, rt, 8 h, 76%; (c) (i) 10% Pd/C, H<sub>2</sub>, 6 N HCl, MeOH, rt, 24 h; (ii) DOWEX-50Wx8 H<sup>+</sup> form, (0.5 M NH<sub>4</sub>OH eluent), 72%; (d) (i) PPh<sub>3</sub>, CCl<sub>4</sub>, Et<sub>3</sub>N, DMF, rt, 36 h; (ii) DOWEX-50Wx8 H<sup>+</sup> form, (0.5 M NH<sub>4</sub>OH eluent), 51%

## CONCLUSIONS

Iminosugars are a crucial class of compounds and many new methodologies have been developed for the total synthesis of natural and unnatural iminosugars. This account described the recent examples in the total synthesis of indolizidine iminosugars by well-precedented methodologies such as ring-closing metathesis, dihydroxylation, asymmetric epoxidation, [3,3]-sigmatropic rearrangement, desymmetrization, and amination. It is believed that these synthetic strategies can be applied to the preparation of a large range of polyhydroxylated alkaloids or other natural products containing a nitrogen atom in the ring. Even though many successful and efficient routes to iminosugars have been developed, as presented in this minireview, there is still a great deal of research remaining to improve these syntheses in a short, flexible, and highly stereospecific fashion.

## ACKNOWLEDGEMENTS

This work was supported by Ulsan Regional Environmental Technology Development Center (No. 2011-2-80-81) of Korea.

## REFERENCES

- (a) A. Mehta, N. Zitzmann, P. M. Rudd, T. M. Block, and R. A. Dwek, *FEBS Lett.*, 1998, **430**, 17; (b) N. Asano, R. J. Nash, R. J. Molyneux, and G. W. J. Fleet, *Tetrahedron: Asymmetry*, 2000, **11**, 1645; (c) N. Asano, *Glycobiology*, 2003, **13**, 93R; (d) A. A. Watson, G. W. J. Fleet, N. Asano, R. J. Molyneux, and R. J. Nash, *Phytochemistry*, 2001, **56**, 265.
- (a) B. Junge, M. Matzke, and J. Stoltefuss, 'Handbook of Experimental Pharmacology' ed. by J. Kuhlmann and W. Pils, Springer, Berlin, Heidelberg, New York, 1996, pp. 411-482; (b) P. L. McCormack and K. M. Goa, *Drugs*, 2003, **63**, 2427; (c) L. J. Scott and C. M. Spencer, *Drugs*, 2000, **59**, 521.
- (a) T. Ayad, Y. Genisson, and M. Baltas, *Curr. Org. Chem.*, 2004, **8**, 1211; (b) M. S. M. Pearson, M. Mathe-Allainmat, V. Fargeas, and J. Lebreton, *Eur. J. Org. Chem.*, 2005, 2159; (c) F. Cardona, A. Goti, and A. Brandi, *Eur. J. Org. Chem.*, 2007, 1551; (d) P. Merino, I. Delso, E. Marca, T. Tejero, and R. Matute, *Curr. Chem. Biol.*, 2009, **3**, 253; (e) B. L. Stocker, E. M. Dangerfield, A. L. Win-Mason, G. W. Haslett, and M. S. M. Timmer, *Eur. J. Org. Chem.*, 2010, 1615.
- S. Inouye, T. Tsuruoka, and T. Niida, *J. Antibiot.*, 1966, **19**, 288.
- (a) U. Fuhrmann, E. Bause, and H. Ploegh, *Biochem. Biophys. Acta*, 1985, **825**, 95; (b) G. Legler, *Adv. Carbohydr. Chem. Biochem.*, 1990, **48**, 319.
- T. Niwa, T. Tsuruoka, H. Goi, Y. Kodama, J. Itoh, S. Inoue, Y. Yamada, T. Niida, M. Nobe, and Y. Ogawa, *J. Antibiot.*, 1984, **37**, 1579.
- Y. Miyake and M. Ebata, *Agric. Biol. Chem.*, 1998, **52**, 661.
- H. Paulsen, I. Sangster, and K. Heyns, *Chem. Ber.*, 1967, **100**, 802.
- S. Inoue, T. Tsuruoka, T. Ito, and T. Niida, *Tetrahedron*, 1968, **24**, 2125.
- M. Yagi, T. Kouno, Y. Aoyagi, and H. Murai, *Nippon Nokei Kagaku Kaishi*, 1976, **50**, 571.
- S. Murao and S. Miyata, *Agric. Biol. Chem.*, 1980, **44**, 219.
- S. V. Evans, L. E. Fellows, T. K. M. Shing, and G. W. J. Fleet, *Phytochemistry*, 1985, **24**, 1953.
- L. E. Fellows, E. A. Bell, D. G. Lynn, F. Pikiewicz, I. Miura, and K. Nakanishi, *J. Chem. Soc., Chem. Commun.*, 1979, 977.
- S. M. Colegate, P. R. Dorling, and C. R. Huxtable, *Aust. J. Chem.*, 1979, **32**, 2257.
- R. J. Molyneux and L. F. James, *Science*, 1982, **216**, 190.
- (a) Y. Nishimura, 'Studies in Natural Products Chemistry' ed. by Atta-ur-Rahman, Elsevier, Amsterdam, 1992, pp. 495-583; (b) D. R. P. Tulsiani, T. M. Harris, and O. Touster, *J. Bio. Chem.*, 1982, **257**, 7936.
- L. D. Hohenschutz, E. A. Bell, P. J. Jewess, D. P. Leworthy, R. J. Pryce, E. Arnold, and J. Clardy, *Phytochemistry*, 1981, **20**, 811.

18. (a) V. W. Sasak, J. M. Ordovas, A. D. Elbein, and R. W. Berninger, *Biochem. J.*, 1985, **232**, 759; (b) R. Saul, J. P. Chambers, R. J. Molyneux, and A. D. Elbein, *Arch. Biochem. Biophys.*, 1983, **221**, 593; (c) R. Saul, J. J. Ghiboni, R. J. Molyneux, and A. D. Elbein, *Proc. Natl. Acad. Sci. U.S.A.*, 1985, **82**, 93; (d) B. C. Campbell, R. J. Molyneux, and K. C. Jones, *J. Chem. Ecol.*, 1987, **13**, 1759; (e) Y. T. Pan, H. Hori, R. Saul, B. A. Stanford, R. J. Molyneux, and A. D. Elbein, *Biochemistry*, 1983, **22**, 3975; (f) T. Szumilo, G. P. Kaushal, and A. D. Elbein, *Arch. Biochem. Biophys.*, 1986, **247**, 261.
19. I. Pastuszak, R. J. Molyneux, L. F. James, and A. D. Elbein, *Biochemistry*, 1990, **29**, 1886.
20. K. Burgess and I. Henderson, *Tetrahedron*, 1992, **48**, 4045.
21. (a) A. Fürstner, *Angew. Chem. Int. Ed.*, 2000, **39**, 3012; (b) R. H. Grubbs and S. Chang, *Tetrahedron*, 1998, **54**, 4413.
22. K. L. Chandra, M. Chandrasekhar, and V. K. Singh, *J. Org. Chem.*, 2002, **67**, 4630.
23. T. Ayad, Y. Génisson, M. Baltas, and L. Gorrichon, *Synlett*, 2001, 866.
24. T. Ayad, Y. Génisson, M. Baltas, and L. Gorrichon, *Chem. Commun.*, 2003, 582.
25. F. Cardona, G. Moreno, F. Guarna, P. Vogel, C. Schuetz, P. Merino, and A. Goti, *J. Org. Chem.*, 2005, **70**, 6552.
26. S. Cicchi, M. Bonanni, F. Cardona, J. Revuelta, and A. Goti, *Org. Lett.*, 2003, **5**, 1773.
27. (a) A. J. Murray, P. J. Parsons, and P. Hitchcock, *Tetrahedron*, 2007, **63**, 6485; (b) A. J. Murray and P. J. Parsons, *Synlett*, 2006, 1443.
28. K. B. Lindsay and S. G. Pyne, *J. Org. Chem.*, 2002, **67**, 7774.
29. Y. Ichikawa, T. Ito, and M. Isobe, *Chem. Eur. J.*, 2005, **11**, 1949.
30. S. Lauzon, F. Tremblay, D. Gagnon, C. Godbout, C. Chabot, C. Mercier-Shanks, S. Perreault, H. DeSeve, and C. Spino, *J. Org. Chem.*, 2008, **73**, 6239.
31. Y. Schrodi and R. L. Pederson, *Aldrichim. Acta*, 2007, **40**, 45.
32. G. Lesma, A. Colombo, N. Landoni, A. Sacchetti, and A. Silvani, *Tetrahedron: Asymmetry*, 2007, **18**, 1948.
33. T. Muramatsu, S. Yamashita, Y. Nakamura, M. Suzuki, N. Mase, H. Yoda, and K. Takabe, *Tetrahedron Lett.*, 2007, **48**, 8956.
34. (a) S. H. Lee, I. S. Kim, Q. R. Li, G. R. Dong, and Y. H. Jung, *Tetrahedron Lett.*, 2011, **52**, 1901; (b) G. R. Dong, Q. R. Li, S. H. Woo, I. S. Kim, and Y. H. Jung, *Arch. Pharm. Res.*, 2008, **31**, 1393; (c) Y. H. Jung and J. D. Kim, *Arch. Pharm. Res.*, 2005, **28**, 382; (d) J. D. Kim, I. S. Kim, C. H. Jin, O. P. Zee, and Y. H. Jung, *Tetrahedron Lett.*, 2005, **46**, 1079; (e) J. D. Kim, O. P. Zee, and Y. H. Jung, *J. Org. Chem.*, 2003, **68**, 3721; (f) J. D. Kim, G. Han, O. P. Zee, and Y. H. Jung, *Tetrahedron Lett.*, 2003, **44**, 733; (g) Y. H. Jung and J. D. Kim, *Arch. Pharm. Res.*, 2003, **26**, 667; (h) J. D. Kim, G. Han, L. S. Jeong, H.-J. Park, O. P. Zee, and Y. H. Jung, *Tetrahedron*, 2002, **58**, 4395; (i) J. D. Kim, M. H.

- Lee, G. Han, H. Park, O. P. Zee, and Y. H. Jung, *Tetrahedron*, 2001, **57**, 8257; (j) Y. H. Jung and J. D. Kim, *Arch. Pharm. Res.*, 2001, **24**, 371; (k) Y. H. Jung and J. D. Kim, *Arch. Pharm. Res.*, 2000, **23**, 574; (l) J. D. Kim, M. H. Lee, M. J. Lee, and Y. H. Jung, *Tetrahedron Lett.*, 2000, **41**, 5073.
35. (a) J. D. Kim, I. S. Kim, C. H. Jin, O. P. Zee, and Y. H. Jung, *Org. Lett.*, 2005, **7**, 4025; (b) I. S. Kim, J. D. Kim, C. B. Ryu, O. P. Zee, and Y. H. Jung, *Tetrahedron*, 2006, **62**, 9349.
36. I. S. Kim, O. P. Zee, and Y. H. Jung, *Org. Lett.*, 2006, **8**, 4101.
37. I. S. Kim, S. J. Kim, J. K. Lee, Q. R. Li, and Y. H. Jung, *Carbohydr. Res.*, 2007, **342**, 1502.
38. (a) I. S. Kim, Y. J. Ji, and Y. H. Jung, *Tetrahedron Lett.*, 2006, **47**, 7289; (b) I. S. Kim, J. S. Oh, O. P. Zee, and Y. H. Jung, *Tetrahedron*, 2007, **63**, 2622.
39. I. S. Kim, C. B. Ryu, Q. R. Li, O. P. Zee, and Y. H. Jung, *Tetrahedron Lett.*, 2007, **48**, 6258.
40. I. S. Kim, H. Y. Lee, and Y. H. Jung, *Heterocycles*, 2007, **71**, 1787.
41. I. S. Kim, Q. R. Li, J. K. Lee, S. H. Lee, J. K. Lim, O. P. Zee, and Y. H. Jung, *Synlett*, 2007, 1711.
42. I. S. Kim, Q. R. Li, G. R. Dong, S. H. Woo, H.-J. Park, O. P. Zee, and Y. H. Jung, *Synlett*, 2008, 2985.
43. I. S. Kim, Q. R. Li, G. R. Dong, Y. C. Kim, Y. J. Hong, M. Lee, K.-W. Chi, J. S. Oh, and Y. H. Jung, *Eur. J. Org. Chem.*, 2010, 1569.
44. O. N. Nadein and A. Kornienko, *Org. Lett.*, 2004, **6**, 831.
45. R. Appel and R. Kleinstück, *Chem. Ber.*, 1974, **107**, 5.
- 



**Assistant Professor In Su Kim** was received B.S. (2001), M.S. (2003), and Ph.D. (2006) degrees from College of Pharmacy, Sungkyunkwan University, where he conducted the development of new methodology and the total synthesis of nitrogen-containing natural products under the supervision of professor Young Hoon Jung. After working as a postdoctoral fellow of the BK21 program funded by the Korean Ministry of Science and Technology, he joined the research group of professor Michael J. Krische at the University of Texas at Austin as a postdoctoral research associate funded by the Korea Research Foundation. In 2009, he started his independent career as an assistant professor at Department of Chemistry, University of Ulsan. His research interest includes the development of new carbon-carbon bond formation reactions based on transition-metal catalysis and the total synthesis of biologically active natural products.



**Professor Young Hoon Jung** was obtained his Ph.D. degree in 1990 from Department of Chemistry and Biochemistry, University of California at Los Angeles. He joined College of Pharmacy, Dongduk women's University as an assistant professor in 1990, and moved to College of Pharmacy, Sungkyunkwan University as an associate professor in 2004. From 2009, he was promoted to professor at the same university. His research interest is in the area of asymmetric synthesis, development of novel organic reactions, synthesis of heterocycles using chlorosulfonyl isocyanate and medicinal chemistry.