

HETEROCYCLES, Vol. 89, No. 5, 2014, pp. 1203 - 1209. © 2014 The Japan Institute of Heterocyclic Chemistry
 Received, 5th September, 2013, Accepted, 25th March, 2014, Published online, 27th March, 2014
 DOI: 10.3987/COM-13-12830

NEW SYNTHESIS OF *N*-(4-CHLORO-3-CYANO-7-ETHOXYQUINOLIN-6-YL)ACETAMIDE

Yongjun Mao,^{a,§} Yang He,^{a,§} Fuqiang Zhu,^b Weiming Chen,^b Jingshan Shen,^a
 and Jianfeng Li^{a,*}

^aShanghai Institute of Materia Medica, Chinese Academy of Sciences, 555 Zuchongzhi Road, Pudong, Shanghai 201203, China. ^bTopharman Shanghai Co., Ltd., 1088 Chuansha Road, Pudong, Shanghai 201209, China.

*Jianfeng Li, Telephone: +86 21 20231962. Fax: +86 21 20231000. E-mail: lijianfeng@simm.ac.cn.

§ Both authors contributed equally to this work.

Abstract – New synthetic route of *N*-(4-chloro-3-cyano-7-ethoxyquinolin-6-yl)-acetamide (**1**) is described on a hectogram scale. The key steps include the intramolecular cyclization of 3-amino-2-(2-chlorobenzoyl)acrylonitrile **22** to give the 3-cyano-4-quinolone **7**, which was chlorinated by POCl₃ to give the final product **1** in 36.9% yield over 9 steps and 98.9% purity (HPLC). Purification methods of **7** and **1** were also given.

4-Chloroquinolines are the key synthetic precursors for anticancer,¹ anti-malarial,² antidiabetic,³ antiviral⁴ agents and reversible (H⁺/K⁺) ATPase inhibitors.⁵ *N*-(4-Chloro-3-cyano-7-ethoxyquinolin-6-yl)acetamide (**1**, Figure 1) was developed as an important intermediate for the preparation of pelitinib (**2**) and neratinib (**3**), which were developed as irreversible inhibitors of epidermal growth factor receptor (EGFR) and human epidermal growth factor receptor-2 (HER-2) kinases.⁶

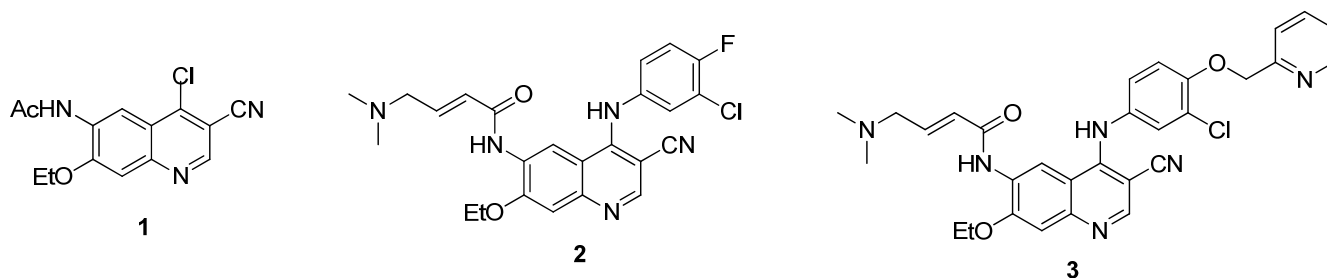
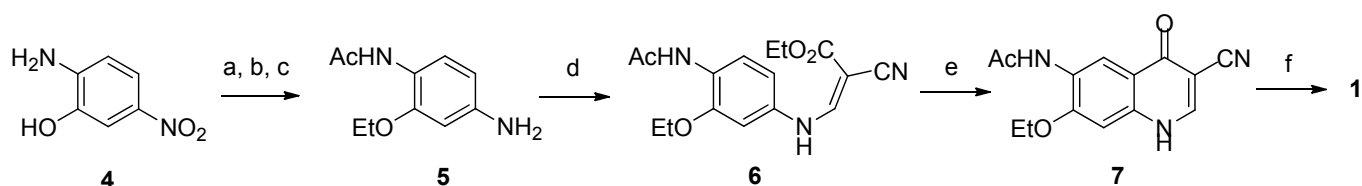


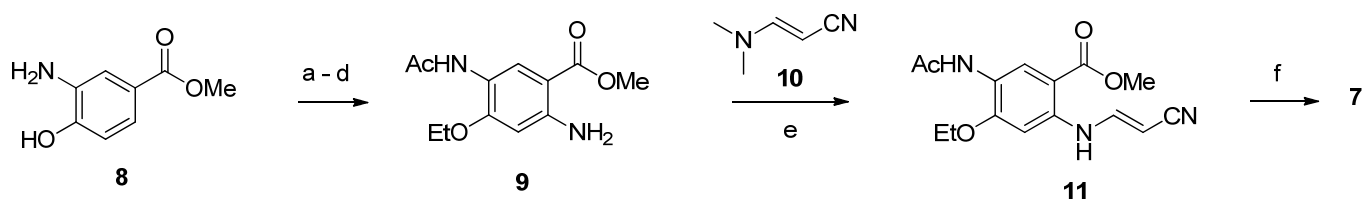
Figure 1. Chemical structures of **1**, pelitinib (**2**) and neratinib (**3**)

In the previous reports,⁷ **1** was prepared based on Gould-Jacobs methodology using 2-amino-5-nitrophenol (**4**) as starting material (Scheme 1). **5** was then reacted with ethyl (*E*)-2-cyano-3-ethoxypropenoate to afford the corresponding ethyl cyanopropenoate **6**. 3-Cyano-4-quinolone **7** was obtained with ~ 40% yield through thermal cyclization at 260 °C for 20 h in Dowtherm A. After chlorination with POCl₃ in diglyme, **1** was produced with 65% yield. This route was straightforward, while the high temperature required for cyclization of **6** to **7** on a kilogram scale was proved to be disadvantageous and so the overall yield is not good.

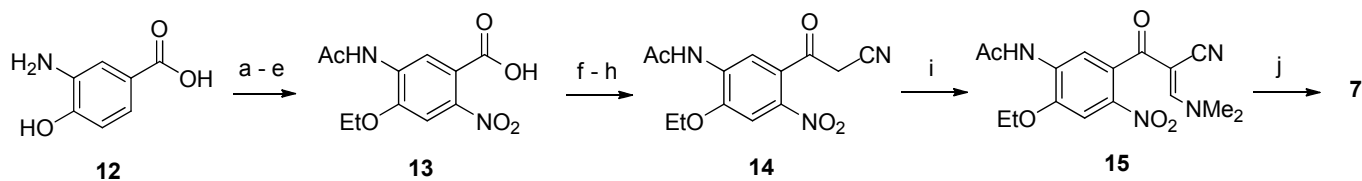


Scheme 1. Reagents and conditions: (a) AcOH, Ac₂O; (b) EtBr, K₂CO₃, DMF; (c) H₂, Pd-C, MeOH, 71% (3 steps); (d) ethyl 2-cyano-3-ethoxyacrylate, toluene, 90 °C, 16 h, 90%; (e) Dowtherm A, 260 °C, 20 h, 35–45%; (f) POCl₃, diglyme, 65%.

Recent years we developed a couple of new routes for synthesis of **7**,⁸ as shown in Schemes 2 and 3. The key step in the first route is the basic cyclization of *o*-(2-cyanovinyl)amino]benzoate (**11**) in *t*-BuONa/*t*-BuOH system to give the final product at kg scale. In the second, a reductive cyclization method was adopted, 3-(dimethylamino)-2-(2-nitrobenzoyl)acrylonitrile **15** was converted to **7**, while the overall yield is not attractive.

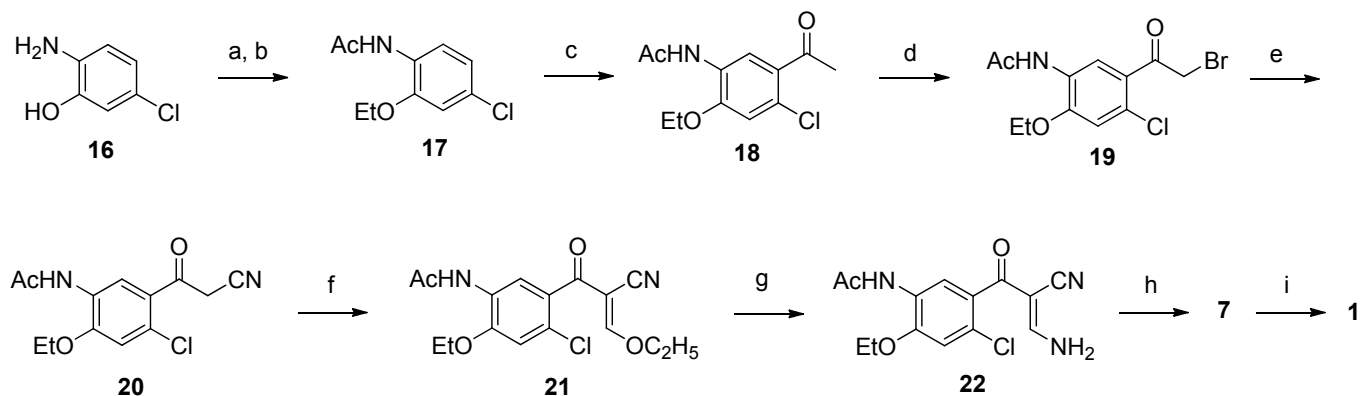


Scheme 2. Reagents and conditions: (a) AcOH, Ac₂O, 92%; (b) EtBr, K₂CO₃, DMF, 96%; (c) fuming HNO₃, MeNO₂, rt, 89%; (d) H₂, Raney Ni, 91%; (e) AcOH, rt, 4 h, 92%; (f) *t*-BuONa, *t*-BuOH, reflux, 3 h, 85%.



Scheme 3. Reagents and conditions: (a) SOCl₂, MeOH, 95%; (b) AcOH, Ac₂O, 92%; (c) EtBr, K₂CO₃, DMF, 96%; (d) 1M NaOH, MeOH, 96%; (e) AcOH, fuming HNO₃, 85%; (f) SOCl₂, CH₂Cl₂; (g) CNCH₂CO₂Et, NaOMe, MeOH, 89%; (h) DMSO/H₂O, 100–110 °C, 84%; (i) DMF-DMA, DME, rt, 91%; (j) Zn, AcOH, EtOH-H₂O, 85%.

Here, we report a new synthetic method for compound **1** (Scheme 4). The cheap and easily available material 2-amino-5-chlorophenol (**16**) was converted to **17** through simple reactions with high yield.⁶ Through a Friedel-Crafts acylation, compound **18** was obtained in 95% yield,⁹ which was then treated with 1 eq. of Br₂ in CH₂Cl₂ to give **19**,¹⁰ and followed by 1.1 eq. of NaCN in EtOH/DMSO at room temperature to afford **20** in 78% yield over two steps.¹¹ **20** was then condensed with CH(OEt)₃ and Ac₂O, substituted by NH₃ in EtOH to give the 3-amino-2-(2-chlorobenzoyl)acrylonitrile **22** in 84% yield.¹² The intramolecular cyclization of **22** was carried out in K₂CO₃/DMF condition to afford the 3-cyano-4-quinolone **7**,¹³ which was purified by heating and stirring in 50% EtOH/EtOAc to give the compound with 73% overall yield and > 99% purity (HPLC). At the last step, 4-chloro-3-cyanoquinoline **1** was obtained by reaction with POCl₃ in EtOAc, catalyzed by 5 mol % DMAP. Purification of **1** was carried out by triturating and stirring in DMF at rt with 88% isolated yield and 98.9% purity (HPLC).



Scheme 4. Reagents and conditions: (a) AcOH, Ac₂O, 60 °C, 96%; (b) EtBr, K₂CO₃, DMF, 60 °C, 96%; (c) AlCl₃, CH₂Cl₂, AcCl, 0 °C–rt, 95%; (d) Br₂, CH₂Cl₂, rt; (e) NaCN, EtOH/DMSO, 0 °C–rt, 78% (2 steps); (f) Ac₂O, CH(OEt)₃, 120 °C; (g) NH₃, EtOH, 0 °C–rt, 84% (2 steps); (h) K₂CO₃, DMF, 120 °C, 73%; (i) POCl₃, DMAP (cat.), EtOAc, reflux, 2 h, 88%.

In summary, we have developed a new synthetic route for 4-chloro-3-cyanoquinoline **1** on a hectogram scale. Starting from the easily available material 2-amino-5-chlorophenol (**16**), through the Friedel-Crafts acylation, substitution by -Br and -CN respectively, and the key intramolecular cyclization of 3-amino-2-(2-chlorobenzoyl)acrylonitrile **22** to give the 3-cyano-4-hydroxyquinoline **7**, which was chlorinated by POCl₃ in EtOAc to give the final product **1** in 36.9% yield over 9 steps and 98.9% purity (HPLC). Purification methods of **7** and **1** were also given.

ACKNOWLEDGMENT

This work was supported by grants from the National Science and Technology Major Project (No. 2012ZX09301001-001) and the Key Project of Science and Technology of Shanghai (No. 10431902800).

EXPERIMENTAL

All commercially available materials and solvents were used as received without any further purification. ^1H NMR spectra were recorded on a Varian Gemini 300 spectrometer and ^{13}C NMR spectra were obtained from a Bruker AMX 400/600 at 400 MHz using TMS as an internal standard. Infrared spectra were recorded using a Thermo-Nicolet MAGNA-IR 750. Mass spectra were obtained from a Finnigan MAT-95/711 spectrometer. Melting points were measured on a Buchi-510 melting point apparatus, which are uncorrected. The HPLC results were generated using a Waters 2487 UV/Visible Detector and Waters 515 Binary HPLC Pump.

***N*-(4-Chloro-2-ethoxyphenyl)acetamide (17).** To a stirred solution of 2-amino-5-chlorophenol **16** (300 g, 2.09 mol) in AcOH (1.5 kg) at 60 °C was added Ac₂O (260 g, 2.55 mol) over 1 h, and the mixture was stirred at this temperature for 1 h. The mixture was poured into ice water (5 kg) over 20 min and stirred. The resulting tan solid was filtered, washed with water (500 g × 2) and dried at 50 °C to give *N*-(4-chloro-2-hydroxyphenyl)acetamide (372 g, 95.8%) as a tan powder. ^1H NMR (300 MHz, DMSO-*d*₆): δ 2.06 (s, 3H), 6.78 (dd, *J* = 1.8, 6.9 Hz, 1H), 6.85 (d, *J* = 1.8 Hz, 1H), 7.74 (d, *J* = 6.9 Hz, 1H), 9.23 (s, 1H), 10.24 (s, 1H).

To a stirred suspension *N*-(4-chloro-2-hydroxyphenyl)acetamide (372 g, 2.01 mol) and K₂CO₃ (410 g, 2.96 mol) in DMF (1.9 kg) at 60 °C was added EtBr (261 g, 2.4 mol) over 1 h, and the mixture was stirred at this temperature for 1 h. The mixture was poured into ice water (7 kg) and stirred for 30 min. The resulting grey solid was filtered, washed with water (500 g × 2) and dried at 50 °C to provide **17** (410 g, 95.7%) as a grey powder. ^1H NMR (300 MHz, CDCl₃): δ 1.46 (t, *J* = 5.4 Hz, 3H), 2.20 (s, 3H), 4.08 (q, *J* = 5.4 Hz, 2H), 6.83 (d, *J* = 1.8 Hz, 1H), 6.92 (dd, *J* = 1.8, 6.6 Hz, 1H), 7.68 (br s, 1H), 8.30 (d, *J* = 6.6 Hz, 1H).

***N*-(5-Acetyl-4-chloro-2-ethoxyphenyl)acetamide (18).** Anhydrous AlCl₃ (500 g, 3.74 mol) was suspended in CH₂Cl₂ (3 kg) under nitrogen and cooled to 0–5 °C. AcCl (196 g, 2.5 mol) was added dropwise to the mixture over 1 h and stirred at 0–5 °C for another 1 h. A solution of **17** (400 g, 1.87 mol) and AcCl (95 g, 1.2 mol) in CH₂Cl₂ (1.8 kg) was added dropwise to the previous AlCl₃ solution over 2 h and keep the reaction temperature below 20 °C. A dark blue solution was obtained and stirred at rt for another 20 h. The reaction solution was then poured into chilled 10% hydrochloric acid (4 kg) and stirred for 1 h. The organic layer was separated and washed with water (2 kg × 3), dried over anhydrous Na₂SO₄. The solvent was recovered to give the **18** (454 g, 95.0%) as a tan solid. ^1H NMR (300 MHz, CDCl₃): δ 1.46 (t, *J* = 5.1 Hz, 3H), 2.19 (s, 3H), 2.57 (s, 3H), 4.11 (q, *J* = 5.1 Hz, 2H), 6.82 (s, 1H), 7.69 (br s, 1H), 8.72 (s, 1H). ESI-MS (*m/z*) 254.0 (M – H), 255.9 (M + H).

***N*-(5-(2-Bromoacetyl)-4-chloro-2-ethoxyphenyl)acetamide (19).** Br₂ (32 g, 0.2 mol) was added to a stirred solution of **18** (440 g, 1.72 mol) in CH₂Cl₂ (5 kg). The reaction mixture was stirred at 20–25 °C for 1 h. Another portion of Br₂ (243 g, 1.52 mol) was added and the reaction solution was stirred at 20–25 °C for 12 h that the solution turned from red to faint yellow. The solvent was removed and **19** (580 g) was obtained as a faint red oil, which was used at the next step without purification. ¹H NMR (300 MHz, CDCl₃): δ 1.49 (t, *J* = 7.5 Hz, 3H), 2.22 (s, 3H), 4.16 (q, *J* = 7.5 Hz, 2H), 4.48 (s, 2H), 6.88 (s, 1H), 7.68 (br s, 1H), 8.78 (s, 1H). ESI-MS (*m/z*) 333.9 (M – H), 335.9 (M + H).

***N*-(4-Chloro-5-(2-cyanoacetyl)-2-ethoxyphenyl)acetamide (20).** A solution of **19** (580 g, 1.72 mol) in DMSO (1 kg) and EtOH (2 kg) was cooled in an ice-water bath, then treated dropwise with NaCN (92.7 g, 1.89 mol) in H₂O (0.8 kg) over 1 h. The mixture was stirred for another 4 h at 20–25 °C. The resulting solution was diluted with H₂O (5 kg), filtered, and the filtrate was acidified with 2 M HCl to pH = 4–5. The resulting solid was collected via suction filtration, washed with water (500 g × 2), and dried under reduced pressure to give **20** (376 g, 78%) as a pale solid. ¹H NMR (300 MHz, CDCl₃): δ 1.52 (t, *J* = 7.5 Hz, 3H), 2.23 (s, 3H), 4.09 (s, 2H), 4.18 (q, *J* = 7.5 Hz, 2H), 6.92 (s, 1H), 7.67 (br s, 1H), 8.82 (s, 1H).

***N*-(5-(3-Amino-2-cyanoacryloyl)-4-chloro-2-ethoxyphenyl)acetamide (22).** A mixture of **20** (300 g, 1.07 mol), CH(OEt)₃ (311g, 2.1 mol) and Ac₂O (1.5 kg) was heated at 120 °C for 2 h. The solvent was removed to give the *N*-(4-chloro-5-(2-cyano-3-ethoxyacryloyl)-2-ethoxyphenyl)acetamide **21** (370 g) as a red oil, which was used at the next step without purification.

21 (370 g, 1.07 mol) was dissolved in EtOH (2.5 kg) and cooled to ~10 °C. NH₃ was then bubbled to the solution till to saturated, and the reaction solution was stirred at 20 °C for another 2 h. The resulting solid was collected by suction filtration, washed with 50% EtOH/H₂O, and dried under reduced pressure to give **22** (276 g, 84%) as a pale solid. ¹H NMR (300 MHz, CDCl₃): δ 1.38 (t, *J* = 7.5 Hz, 3H), 2.10 (s, 3H), 4.16 (q, *J* = 7.5 Hz, 2H), 7.14 (s, 1H), 7.59 (br s, 2H), 7.95 (m, 1H), 9.18 (s, 1H). ESI-MS (*m/z*) 306.0 (M – H), 308.0 (M + H).

***N*-(3-Cyano-7-ethoxy-4-oxo-1,4-dihydroquinolin-6-yl)acetamide (7).** **22** (250 g, 0.81 mol) and K₂CO₃ (134.0 g, 0.97 mol) were suspended in DMF (1.8 kg) under nitrogen. The reaction mixture was stirred and heated to 120 °C for 3 h. Around 0.8 kg DMF was removed and the residue was poured into chilled water (3 kg), the resulting mixture was stirred at rt for 3 h. The resulting solid was filtered, washed with water, and dried to give the crude product **7** (175 g), which was suspended in 50% EtOH/EtOAc (700 g), stirred and heated to 70 °C for 1 h. After cooled to rt, the resulting solid was collected by suction filtration,

washed by 50% EtOH/EtOAc (80 g × 2), dried at 50 °C to give the pure product **7** (160 g, 73%) as a pale solid, mp > 300 °C. ¹H NMR (DMSO-*d*₆, δ): 1.45 (t, 3H, *J* = 6.6 Hz), 2.14 (s, 3H), 4.20 (q, 2H, *J* = 6.6 Hz), 7.05 (s, 1H), 8.59 (d, 1H, *J* = 6.3 Hz), 8.70 (s, 1H), 9.18 (s, 1H), 12.52 (d, 1H, *J* = 6.3 Hz). ¹³C NMR (DMSO-*d*₆, δ): 14.1, 23.9, 64.6, 93.0, 99.7, 116.3, 117.0, 118.7, 126.5, 136.5, 145.4, 152.9, 168.7, 173.5. ESI-MS (*m/z*): 270.2 (M – H), 272.2 (M + H). HPLC Conditions: Column: Phenomenex Prodigy ODS3, 150 mm × 4.6 mm × 5 μm; Detection: 230 nm; Flow rate: 1.0 mL/min; Temperature: 30 °C; Injection load: 5 μL; Solvent: DMF; Concentration: 0.5 mg/mL; Run time: 60 min; Mobile phase A: water (0.1% H₃PO₄); Mobile phase B: acetonitrile; Gradient program: time (min): 0, 5, 45, 50, 52, 60; % of mobile phase A: 95, 95, 5, 5, 95, 95; % of mobile phase B: 5, 5, 95, 95, 5, 5, *t*_R: 15.546 min, purity: 99.1%.

***N*-(4-Chloro-3-cyano-7-ethoxyquinolin-6-yl)acetamide (1)**. Compound **7** (140 g, 0.51 mol), DMAP (3.0 g, 0.025 mol) were suspended in EtOAc (1.2 kg) and stirred at rt. POCl₃ (230 g, 1.5 mol) was added slowly to the mixture over 1 h, then heated to reflux for another 2 h to give a clear solution. After cooled to rt, the reaction solution was poured slowly into ice-water (2 kg) and stirred for 1 h. The resulting solid was filtered, washed with water (200 g × 2), and dried to give the crude product **1** (140 g), which was suspended in DMF (400 g), stirred at rt for 1 h. The solid was filtered, washed with EtOAc (80 g × 3), and dried at 50 °C to give the pure product **1** (130 g, 88%) as a faint brown solid, mp 255 – 258 °C. ¹H NMR (DMSO-*d*₆, δ): 1.50 (t, 3H, *J* = 6.3 Hz), 2.25 (s, 3H), 4.40 (q, 2H, *J* = 6.3 Hz), 7.60 (s, 1H), 9.01 (s, 1H), 9.17 (s, 1H), 9.54 (s, 1H). ESI-MS (*m/z*): 290.1 (M+H). Anal. Calcd for C₁₄H₁₂ClN₃O₂: C, 58.04; H, 4.17; N, 14.50. Found: C, 57.81; H, 4.07; N, 14.18. IR (KBr): 3334.4, 2993.0, 2235.1, 1689.4, 1618.0, 1521.6, 1427.1, 1348.0, 1259.3, 1161.0, 1037.5, 694.3. HPLC Conditions: Column: Phenomenex Prodigy ODS3, 150 mm × 4.6 mm × 5 μm; Detection: 230 nm; Flow rate: 1.0 mL/min; Temperature: 30 °C; Injection load: 5 μL; Solvent: DMF; Concentration: 0.5 mg/mL; Run time: 60 min; Mobile phase A: water/acetonitrile/H₃PO₄ = 950/50/0.5; Mobile phase B: water/acetonitrile/H₃PO₄ = 50/950/0.5; Gradient program: time (min): 0, 5, 45, 50, 52, 60; % of mobile phase A: 100, 100, 0, 0, 100, 100; % of mobile phase B: 0, 0, 100, 100, 0, 0, *t*_R: 26.018 min, purity: 98.9%.

REFERENCES

1. S. Kamath and J. K. Buolamwini, *Med. Res. Rev.*, 2006, **26**, 569.
2. M. Foley and L. Tilley, *Pharmacol. Ther.*, 1998, **79**, 55.
3. L. A. Mitscher, *Chem. Rev.*, 2005, **105**, 559.
4. M. Llinas-Brunet, M. D. Bailey, E. Ghiro, V. Gorys, T. Halmos, M. Poirier, J. Rancourt, and N. Goudreau, *J. Med. Chem.*, 2004, **47**, 6584.
5. C. A. Leach, T. H. Brown, R. J. Iff, D. J. Keeling, M. E. Parsons, C. J. Theobald, and K. J. Wiggald, *J.*

- Med. Chem.*, 1995, **38**, 2748.
6. (a) A. Wissner, E. Overbeek, M. F. Reich, M. B. Floyd, B. D. Johnson, N. Mamuya, E. C. Rosfjord, C. Discafani, R. Davis, X. Shi, S. K. Rabindran, B. C. Gruber, F. Ye, W. A. Hallett, R. Nilakantan, R. Shen, Y. F. Wang, L. M. Greenberger, and H. R. Tsou, *J. Med. Chem.*, 2003, **46**, 49; (b) H. R. Tsou, E. G. Overbeek-Klumpers, W. A. Hallett, M. F. Reich, M. B. Floyd, B. D. Johnson, R. S. Michalak, R. Nilakantan, C. Discafani, J. Golas, S. K. Rabindran, R. Shen, X. Shi, Y. F. Wang, J. Upešlacis, and A. Wissner, *J. Med. Chem.*, 2005, **48**, 1107; (c) D. H. Boschelli, B. Wu, F. Ye, Y. Wang, J. M. Golas, J. Lucas, and F. Boschelli, *J. Med. Chem.*, 2006, **49**, 7868.
 7. (a) A. Wissner, S. K. Rabindran, and H. R. Tsou, PCT Int. Appl. WO 2005034955, 2005; (b) W. Chew, G. K. Cheal, and J. F. Lunetta, PCT Int. Appl. WO 2006127207, 2006; (c) R. G. Gould and W. A. Jacobs, *J. Am. Chem. Soc.*, 1939, **61**, 2890.
 8. (a) Y. Mao, Z. Liu, X. Yang, X. Xia, R. Zhang, J. Li, X. Jiang, K. Xie, J. Zheng, H. Zhang, J. Suo, and J. Shen, *Org. Process Res. Dev.*, 2012, **16**, 1970; (b) Y. Mao, J. Li, K. Xie, H. Li, R. Zhang, H. Duan, H. Guo, and J. Shen, PCT Int. Appl. WO 2009149622, 2009; (c) Y. Mao, J. Li, J. Zheng, Z. Liu, K. Xie, H. Li, J. Shi, Y. Li, and J. Shen, PCT Int. Appl. WO 2010045785, 2010; (d) Y. Mao, J. Li, J. Zheng, Z. Liu, K. Xie, H. Li, J. Shi, Y. Li, and J. Shen, U.S. Pat. Appl. Publ. US 20110263860, 2011; (e) Q. Zhang, Y. Mao, Z. Liu, K. Xie, Y. Zhu, Y. Wei, and J. Shen, *Heterocycles*, 2011, **83**, 2851.
 9. R. K. Lota, S. Dhanani, C. P. Owen, and S. Ahmed, *Bioorg. Med. Chem. Lett.*, 2006, **16**, 4519.
 10. L. Cai, J. Cuevas, S. Temme, M. M. Herman, C. Dagostin, D. A. Widdowson, R. B. Innis, and V. W. Pike, *J. Med. Chem.*, 2007, **50**, 4746.
 11. R. M. Luond, J. Walker, and R. W. Neier, *J. Org. Chem.*, 1992, **57**, 5005.
 12. (a) D. M. Barnes, A. C. Christesen, K. M. Engstrom, A. R. Haight, M. C. Hsu, E. C. Lee, M. J. Peterson, D. J. Plata, P. S. Raje, E. J. Stoner, J. S. Tedrow, and S. Wagaw, *Org. Process Res. Dev.*, 2006, **10**, 803; (b) Q. Wang, E. Lucien, A. Hashimoto, G. C. G. Pais, D. M. Nelson, Y. Song, J. A. Thanassi, C. W. Marlbor, C. L. Thoma, J. Cheng, S. D. Podos, Y. Ou, M. Deshpande, M. J. Pucci, D. D. Buechter, B. J. Bradbury, and J. A. Wiles, *J. Med. Chem.*, 2007, **50**, 199; (c) Y. Asahina, K. Iwase, F. Inuma, M. Hosaka, and T. Ishizaki, *J. Med. Chem.*, 2005, **48**, 3194.
 13. K. Grohe and H. Heitzer, *Liebigs Ann. Chem.*, 1987, 29.