

HETEROCYCLES, Vol. 90, No. 1, 2015, pp. 659 - 672. © 2015 The Japan Institute of Heterocyclic Chemistry
Received, 16th April, 2014, Accepted, 29th May, 2014, Published online, 3rd June, 2014
DOI: 10.3987/COM-14-S(K)23

***N*-(2,3,4,5,6-PENTAFLUOROPHENYL)MALEIMIDE AS A POWERFUL DIENOPHILE IN DEAROMATIZING DIELS-ALDER REACTIONS**

Koichi Hagiwara, Masafumi Iwatsu, Daisuke Urabe, and Masayuki Inoue*

Graduate School of Pharmaceutical Sciences, The University of Tokyo, Hongo, Bunkyo-ku, Tokyo 113-0033, Japan. E-mail: inoue@mol.f.u-tokyo.ac.jp

Abstract – Here we demonstrate that *N*-(2,3,4,5,6-pentafluorophenyl)maleimide effectively promotes dearomatizing Diels-Alder reactions of 2,5-dimethylbenzene-1,4-diol and naphthalen-2-ol derivatives. The present reactions successfully converted the sp²-rich components to the desired products with multiple sp³-carbons in a single step. The adduct was further derivatized into the intermediate for our synthesis of 9-demethyl-10,15-dideoxyryanodol, an analogue of a sp³-rich natural product, in two steps.

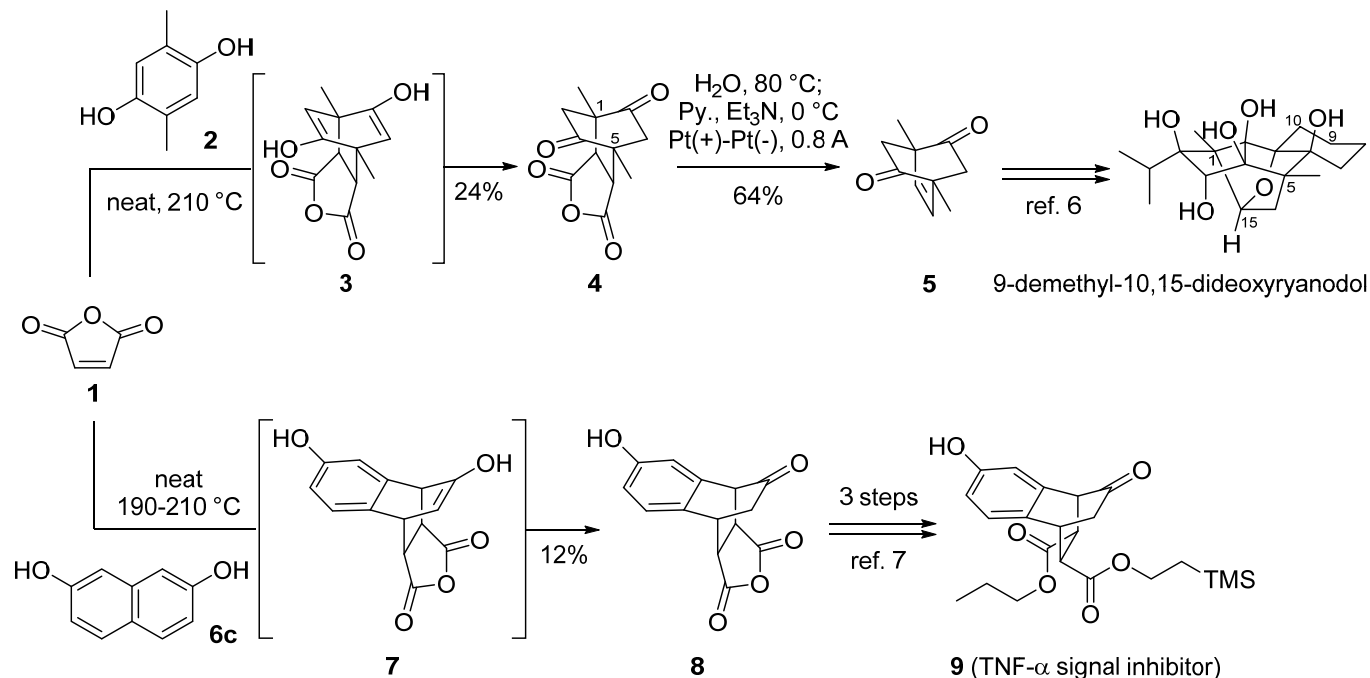
Dedicated to Professor Isao Kuwajima on the occasion of his 77th birthday

Pharmaceutically important natural products often contain a high proportion of sp³-hybridized carbon centers as exemplified by terpenoids, steroids, sugars, and macrolides. The three-dimensionality of these compounds that sp³-centers impart generally results in greater selectivity toward target proteins. Architectural complexity and the presence of stereogenic centers have also attracted the attention of medicinal chemists, since sp³-rich synthetic compounds have been correlated with higher success rates in various stages of the drug discovery process in comparison to the more traditional sp²-rich aromatic and heteroaromatic compounds.¹ Therefore, development of efficient assembly methodologies for sp³-rich structures would contribute to both natural product synthesis and medicinal chemistry.

The Diels-Alder reaction using aromatic compounds as dienes is a powerful method for installing multiple sp³-carbons in a single step.² Although dearomatization is an energetically disfavored process, phenol³ and naphthalenol derivatives⁴ have been shown to function as dienes (Scheme 1).⁵ Remarkably, upon heating to approximately 210 °C without solvent, maleic anhydride **1** and 2,5-dimethylbenzene-1,4-diol **2** were converted to the fused tricycle **4** with simultaneous introduction of

two quaternary centers in 24% yield.⁶ Similarly, tetracyclic compound **8** was obtained from a reagent combination of **1** and naphthalene-2,7-diol **6c** (12% yield) along with its stereoisomer (17% yield). In these reactions, formation of the more stable keto form **4/8** from the enol form **3/7** would be the decisive factor for preventing the retro-Diels-Alder reaction from **3/7** to aromatic **2/6c**. Importantly, the four stereogenic sp³-centers were simultaneously introduced to **4** and **8** starting from flat molecules, and the resulting sp³-rich structures of **4** and **8** acted as useful intermediates for further transformations. We recently employed compound **5**, which was prepared from **4** in one step, for synthesis of the densely functionalized natural product analogue, 9-demethyl-10,15-dideoxyryanodol,⁶ while Jackson et al. reported rapid access to a TNF- α signaling inhibitor (**9**) through a three-step sequence from **8**.⁷

Despite the high versatility of the adducts, dearomatizing Diels-Alder reactions have rarely been used in organic synthesis due to their low yielding outcomes. We hypothesized that lowering the LUMO energy of the dienophile would enhance the LUMO/HOMO orbital interaction between the dienophile and the electron-rich aromatic ring, thereby improving the yield of the product. Here we report the highly efficient dearomatizing Diels-Alder reactions of **2** and various naphthalen-2-ol derivatives **6** by application of *N*-(2,3,4,5,6-pentafluorophenyl)maleimide **10c**.

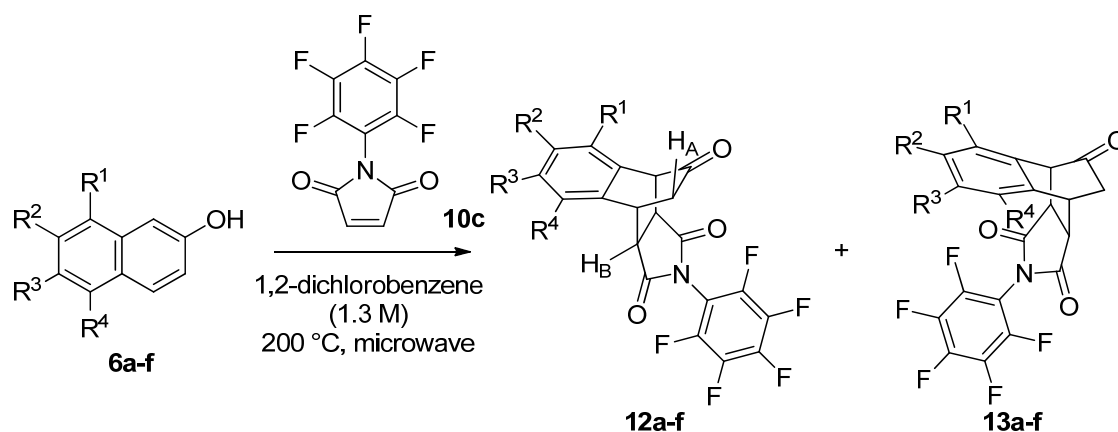


Scheme 1. Examples of dearomatizing Diels-Alder reactions and synthetic applications of their adducts

were improved by attaching fluorides to the phenyl ring. Specifically, *N*-(2,4,6-trifluorophenyl)maleimide **10b** (entry 3)¹¹ and *N*-(2,3,4,5,6-pentafluorophenyl)maleimide **10c** (entry 4)^{11,12} were transformed to the corresponding adducts **11b** and **11c** in 37% and 40% yields, respectively. Hence, a significantly higher yield was attained merely by switching the oxygen of **1** to the pentafluorophenyl nitrogen of **10c**. These results together corroborated the importance of the low LUMO energy of the dienophile for efficient dearomatizing Diels-Alder reactions.

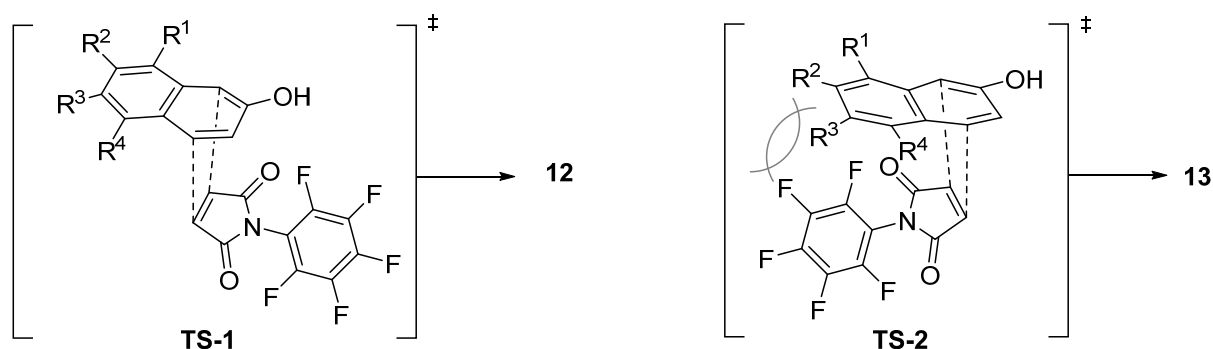
The Diels-Alder reactions of the six naphthalen-2-ol derivatives **6a-f** were then explored using the optimal dienophile **10c** (Table 2). As expected, the combined yields of the adduct **12** and its stereoisomer **13** from **10c** were found to be uniformly higher than those of the corresponding adducts from maleic anhydride **1**.⁴ Upon heating naphthalen-2-ol **6a** and **10c** to 200 °C in 1,2-dichlorobenzene for 3 h, the tetracyclic compound **12a** was obtained along with the minor isomer **13a** in 70% combined yield (entry 1). The cycloaddition of **10c** reliably afforded the Diels-Alder products, even when the naphthalene ring had a second hydroxy group (entries 2-5). Naphthalene-1,7-diol **6b** (entry 2), naphthalene-2,7-diol **6c** (entry 3) and naphthalene-2,6-diol **6d** (entry 4) were converted to the corresponding tetracyclic compounds **12b-d** as the major products and **13b-d** as the minor ones in 57%, 53% and 75% yields, respectively. The yield of the adduct toward **12** over **13** were somewhat lower when naphthalene-1,6-diol **6e** was applied, yet the product **12e** were formed in 36% yield as a single isomer (entry 5). As in entry 6, the additional bromide on the naphthalene ring was indifferent to the outcome of the Diels-Alder reaction, and the major adduct **12f** with the bromobenzene moiety was generated from **6f** along with the minor adduct **13f**. The stereostructures of **12a-f** were confirmed from the long range ¹H_A-¹H_B couplings.

All the Diels-Alder reactions in Table 2 selectively produced the **12** series over the **13** series. The stereoselective outcomes were rationalized by considering the two possible transition states, TS-1 and TS-2 (Scheme 2). Namely, the pentafluorophenyl group of **10c** induces a more unfavorable steric interaction in TS-2 as compared to TS-1, resulting in selective formation of **12** via TS-1.

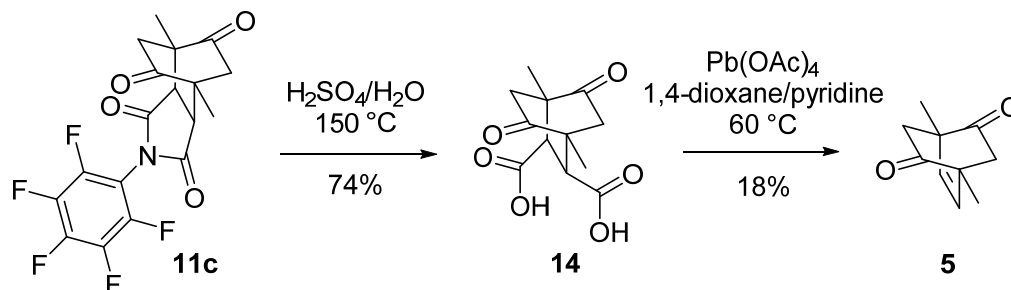
Table 2. Diels-Alder reactions between **10c** and naphthalen-2-ol derivatives **6^a**

| entry | substituents | diene | yields ^b | products and ratio ^b | $J_{\text{H}_A\text{H}_B}$ |
|-------|---|-----------|---------------------|---|----------------------------|
| 1 | $R^1 = R^2 = R^3 = R^4 = \text{H}$ | 6a | 70% (48%) | 12a : 13a = 10 : 1 (1 : 9.0) | 1.8 Hz |
| 2 | $R^2 = R^3 = R^4 = \text{H}, R^1 = \text{OH}$ | 6b | 57% (45%) | 12b : 13b = 4.7 : 1 (1 : 1) | 1.8 Hz |
| 3 | $R^1 = R^3 = R^4 = \text{H}, R^2 = \text{OH}$ | 6c | 53% (29%) | 12c : 13c = 3.0 : 1 (1 : 1.4) | 1.8 Hz |
| 4 | $R^1 = R^2 = R^4 = \text{H}, R^3 = \text{OH}$ | 6d | 75% (30%) | 12d : 13d = 7.3 : 1 (13 : 1) | 1.8 Hz |
| 5 | $R^1 = R^2 = R^3 = \text{H}, R^4 = \text{OH}$ | 6e | 36% (3%) | 12e : 13e = 1.0 : 0 (2.2 : 1) | 1.8 Hz |
| 6 | $R^1 = R^2 = R^4 = \text{H}, R^3 = \text{Br}$ | 6f | 65% (16%) | 12f : 13f = 4.4 : 1 (0 : 1.0) | 1.4 Hz |

^a Reaction conditions: **6** (0.3-0.5 mmol), **10c** (3 equiv) in 1,2-dichlorobenzene (1.3 M) at 200 °C under microwave irradiation for 2-5 h. ^b Yields and ratios in parenthesis are those for the Diels-Alder reactions between **1** and **6** (reference 4).

**Scheme 2.** Rationale for the stereoselective Diels-Alder reaction

To demonstrate the utility of the adduct, **11c** was converted to the C_2 -symmetric bicyclo[2.2.2]octene **5** (Scheme 3), which was the intermediate for the synthesis of 9-demethyl-10,15-dideoxyryanodol (see Scheme 1). Acidic hydrolysis of **11c** with aqueous sulfuric acid provided *trans*-**14** due to the acid-induced epimerization.¹³ Thus obtained **14** was converted into **5** by the $\text{Pb}(\text{OAc})_4$ -promoted oxidative decarboxylation.



Scheme 3. Conversion of **11c** to bicyclo[2.2.2]octene **5**

In summary, *N*-(2,3,4,5,6-pentafluorophenyl)maleimide **10c** acted as a powerful dienophile in the dearomatizing Diels-Alder reactions of 2,5-dimethylbenzene-1,4-diol **2** and naphthalen-2-ol derivatives **6**. The present operationally simple transformation enables the construction of tricycles **11a-c** with two quaternary carbons and various tetracycles **12a-f**, **13a-d**, and **13f** in a single step. The functionalized carbocyclic adducts obtained here would serve as versatile intermediates for quick access to structurally complex sp^3 -rich natural products and pharmaceuticals.

EXPERIMENTAL

All reactions sensitive to air or moisture were carried out under argon atmosphere in dry solvents under anhydrous conditions, unless otherwise noted. All reagents were used as supplied. The microwave irradiation experiments were performed using standard Pyrex vessels (capacity 0.5 mL or 2.0 mL) on Biotage Initiator. The temperature profiles of the solvents (power control) were monitored using calibrated infrared temperature control mounted underneath the reaction vessel. Analytical thin-layer chromatography (TLC) was performed using E. Merck Silica gel 60 F254 pre-coated plates. Flash column chromatography was performed using 50-60 μm Silica Gel 60 (Kanto Chemical Co., Inc.). Melting points were measured on a Yanaco MP-S3 micro melting point apparatus, and are uncorrected. Infrared (IR) spectra were recorded on JASCO FT/IR-4100 and Perkin Elmer Spectrum BX FT-IR spectrometers. ^1H and ^{13}C NMR spectra were recorded on JEOL JNM-ECX-500, JNM-ECA-500, or JNM-ECS-400 spectrometers. Chemical shifts were reported in ppm on the δ scale relative to CHCl_3 ($\delta = 7.26$ for ^1H NMR), CDCl_3 ($\delta = 77.0$ for ^{13}C NMR), $(\text{CD}_2\text{H})\text{CD}_3\text{SO}$ ($\delta = 2.50$ for ^1H NMR), $(\text{CD}_3)_2\text{SO}$ ($\delta = 39.52$ for ^{13}C NMR), $(\text{CD}_2\text{H})(\text{CD}_3)\text{CO}$ ($\delta = 2.05$ for ^1H NMR), and $(\text{CD}_3)_2\text{CO}$ ($\delta = 206.26$ for ^{13}C NMR) as internal references. Signal patterns are indicated as s, singlet; d, doublet; t, triplet; m, multiplet; br, broaden peak. High resolution mass spectra were measured on Bruker microTOFII and APEX III instruments.

***N*-(2,3,4,5,6-Pentafluorophenyl)maleimide 10c.** A solution of 2,3,4,5,6-pentafluoroaniline (4.1 g, 22 mmol) in 1,2-dichloroethane (30 mL) was added dropwise to a solution of maleic anhydride (1.6 g, 16

mmol) in 1,2-dichloroethane (30 mL) at room temperature. The reaction mixture was stirred at 70 °C for 1 h, cooled to room temperature, and was concentrated. Then a mixture of the residue and NaOAc (707 mg, 8.62 mmol) in Ac₂O (15 mL) was heated to 100 °C. After being stirred for 1 h, the reaction mixture was cooled to room temperature. Ac₂O was azeotropically removed with toluene in vacuo. The resultant residue was purified by crystallization from EtOAc/cyclohexane to afford *N*-(2,3,4,5,6-pentafluorophenyl)maleimide **10c** (2.1 g, 8.1 mmol) in 51% yield over 2 steps: white solid; mp 107-108 °C; IR (film) 3499, 3090, 1733, 1526, 1516, 1361, 1301, 1168, 1146, 1074 cm⁻¹; ¹H NMR (400 MHz, CDCl₃) δ 6.98 (2H, s, COCH=CHCO); ¹³C NMR (100 MHz, CDCl₃) δ 106.2 (m), 135.3, 137.9 (m), 142.1 (m), 144.1 (m), 166.8; HRMS (ESI) calcd for C₁₁H₆F₅NO₃Na [M+MeOH+Na]⁺ 318.0160, found 318.0173.

Cycloadduct 4. A vessel charged with **1** (903 mg, 9.21 mmol), **2** (415 mg, 3.01 mmol) and 1,2-dichlorobenzene (1.0 mL) was degassed by freeze-thaw procedure (x3), sealed, and irradiated with microwaves at normal absorption level at 100 °C for 30 min, 150 °C for 30 min, and then 200 °C for 11 h. The reaction mixture was cooled to room temperature, and was diluted with acetone. After the mixture was concentrated, remaining 1,2-dichlorobenzene was azeotropically removed with toluene (x3). Et₂O (40 mL) was added to the residue, and the mixture was stirred under ultrasonic irradiation for 30 min. The generated slurry was filtered, and the cake was washed with Et₂O. The brown solid was dissolved in acetone (30 mL), and then activated charcoal (powder, 1 g) was added. The suspension was vigorously stirred at room temperature for 12 h. Filtration and concentration of the solution afforded yellow solid, which was washed with a 1:1 mixture of hexane and Et₂O to afford **4** (113 mg, 0.477 mmol) in 16% yield: white solid; mp 235 °C; IR (film) 2946, 1777, 1724, 1448, 1388, 1255, 1215, 1122, 1078, 942 cm⁻¹; ¹H NMR (500 MHz, DMSO-*d*₆) δ 1.189 (3H, s, CH₃), 1.195 (3H, s, CH₃), 2.37 (1H, d, *J* = 20.1 Hz, CH_aH_b), 2.53 (1H, d, *J* = 19.5 Hz, CH_aH_b), 2.63 (1H, dd, *J* = 20.1, 2.3 Hz, CH_aH_b), 2.76 (1H, d, *J* = 19.5 Hz, CH_aH_b), 3.42 (1H, dd, *J* = 9.8, 2.3 Hz, CHCH), 3.73 (1H, d, *J* = 9.8 Hz, CHCH); ¹³C NMR (100 MHz, CDCl₃) δ 15.8, 16.0, 42.8, 44.3, 45.7, 47.2, 47.8, 48.4, 170.2, 170.3, 207.1, 207.5; HRMS (EI) calcd for C₁₂H₁₂O₅ [M]⁺ 236.0679, found 236.0683.

General procedure A for the Diels-Alder reaction: Cycloadduct 11a. A vessel charged with **2** (418 mg, 3.03 mmol), **10a** (1.6 g, 9.0 mmol), and 1,2-dichlorobenzene (1.0 mL) was degassed by freeze-thaw procedure (x3), sealed, and irradiated with microwaves at normal absorption level at 100 °C for 30 min, 150 °C for 30 min, and then 200 °C for 11 h. The reaction mixture was cooled to room temperature, and was diluted with acetone. After the mixture was concentrated, remaining 1,2-dichlorobenzene was azeotropically removed with toluene (x3). The residue was purified by flash column chromatography on silica gel (50 g, hexane/EtOAc 3:1 to 1:1 to 1:3) and recrystallization from hexane/EtOAc to afford **11a**

(135 mg, 0.434 mmol). The mother liquid was re-purified by flash column chromatography on silica gel (10 g, hexane/EtOAc 3:1 to 1:1 to 1:3) and recrystallization from hexane/EtOAc to afford **11a** (78 mg, 0.25 mmol). The total yield of **11a** was calculated to be 23%: white solid; mp 198-200 °C; IR (film) 2935, 1728, 1712, 1496, 1383, 1184 cm^{-1} ; ^1H NMR (400 MHz, CDCl_3) δ 1.47 (3H, s, CH_3), 1.49 (3H, s, CH_3), 2.46 (1H, dd, $J=20.2, 1.8$ Hz, CH_aH_b), 2.53 (1H, d, $J=19.7$ Hz, CH_aH_b), 2.57 (1H, d, $J=20.2$ Hz, CH_aH_b), 2.64 (1H, d, $J=19.7$ Hz, CH_aH_b), 3.13 (1H, dd, $J=9.6, 1.8$ Hz, CHCH), 3.20 (1H, d, $J=9.6$ Hz, CHCH), 7.15-7.19 (2H, m, aromatic), 7.39-7.51 (3H, m, aromatic); ^{13}C NMR (100 MHz, CDCl_3) δ 16.4, 17.0, 43.2, 44.6, 46.1, 47.4, 48.3, 49.0, 126.4, 129.2, 129.3, 131.0, 173.0, 173.3, 206.9, 207.5; HRMS (ESI) calcd for $\text{C}_{18}\text{H}_{17}\text{NO}_4\text{Na}$ $[\text{M}+\text{Na}]^+$ 334.1050, found 334.1051.

Cycloadduct 11b. According to the general procedure A, **11b** (313 mg, 0.858 mmol) was synthesized by using **2** (312 mg, 2.26 mmol), **10b** (1.5 g, 6.7 mmol), and 1,2-dichlorobenzene (750 μL) in 37% yield. The residue was purified by flash column chromatography on silica gel (25 g, hexane/EtOAc 10:1 to 3:1) and recrystallization from hexane/EtOAc: white solid; mp 229-231 °C; IR (film) 3085, 2937, 1728, 1611, 1519, 1454, 1393, 1351, 1178, 1125 cm^{-1} ; ^1H NMR (400 MHz, CDCl_3) δ 1.47 (3H, s, CH_3), 1.48 (3H, s, CH_3), 2.47 (1H, dd, $J=20.6, 1.8$ Hz, CH_aH_b), 2.52 (1H, d, $J=19.7$ Hz, CH_aH_b), 2.62 (1H, d, $J=20.6$ Hz, CH_aH_b), 2.65 (1H, d, $J=19.7$ Hz, CH_aH_b), 3.22 (1H, dd, $J=9.6, 1.8$ Hz, CHCH), 3.33 (1H, d, $J=9.6$ Hz, CHCH), 6.84 (2H, t, $J=8.2$ Hz, aromatic); ^{13}C NMR (100 MHz, $(\text{CD}_3)_2\text{CO}$) δ 16.8, 17.2, 43.6, 46.1, 46.2, 48.7, 48.8, 49.8, 102.3 (dddd, $J=27.8, 24.0, 9.6, 3.8$ Hz), 106.9 (td, $J=18.2, 5.8$ Hz), 159.6 (m), 164.1 (dt, $J=252.9, 15.3$ Hz), 173.6, 173.9, 207.2, 207.8; HRMS (ESI) calcd for $\text{C}_{18}\text{H}_{14}\text{F}_3\text{NO}_4\text{Na}$ $[\text{M}+\text{Na}]^+$ 388.0767, found 388.0764.

Cycloadduct 11c. According to the general procedure A, **11c** (412 mg, 1.03 mmol) was synthesized by using **2** (355 mg, 2.59 mmol), **10c** (2.0 g, 7.7 mmol), and 1,2-dichlorobenzene (860 μL) in 40% yield. The residue was purified by flash column chromatography on silica gel (25 g, hexane/EtOAc 10:1 to 8:1 to 5:1 to 3:1 to 1:1) and recrystallization from hexane/EtOAc. The mother liquid was re-purified by flash column chromatography on silica gel (5 g, hexane/EtOAc 5:1 to 3:1) and recrystallization from hexane/EtOAc: white solid; mp 175-177 °C; IR (film) 2939, 1732, 1521, 1362, 1304, 1179, 1140, 992 cm^{-1} ; ^1H NMR (400 MHz, CDCl_3) δ 1.47 (3H, s, CH_3), 1.48 (3H, s, CH_3), 2.49 (1H, dd, $J=19.7, 1.8$ Hz, CH_aH_b), 2.54 (1H, d, $J=20.2$ Hz, CH_aH_b), 2.59 (1H, d, $J=20.2$ Hz, CH_aH_b), 2.66 (1H, d, $J=19.7$ Hz, CH_aH_b), 3.26 (1H, dd, $J=9.6, 1.8$ Hz, CHCH), 3.37 (1H, d, $J=9.6$ Hz, CHCH); ^{13}C NMR (100 MHz, CDCl_3) δ 16.2, 16.9, 42.9, 45.2, 45.9, 47.9, 48.1, 49.1, 106.3 (td, $J=15.3, 3.8$ Hz), 138.0 (m), 142.5 (m), 144.2 (m), 170.9, 171.3, 205.6, 206.6; HRMS (ESI) calcd for $\text{C}_{18}\text{H}_{12}\text{F}_5\text{NO}_4\text{Na}$ $[\text{M}+\text{Na}]^+$ 424.0579, found 424.0586.

General procedure B for the Diels-Alder reaction: Cycloadducts 12a and 13a. A vessel charged with **6a** (72 mg, 0.50 mmol), **10c** (400 mg, 1.52 mmol), and 1,2-dichlorobenzene (390 μL) was sealed, and

irradiated with microwaves at normal absorption level at 200 °C for 3 h. The reaction mixture was cooled to room temperature, and was diluted with acetone. After the mixture was concentrated, remaining 1,2-dichlorobenzene was azeotropically removed with toluene (x3). The residue was purified by flash column chromatography on silica gel (5 g, CH₂Cl₂ only to CH₂Cl₂/EtOAc 30:1) to afford **12a** (130 mg, 0.319 mmol) and **13a** (13 mg, 0.032 mmol) in 64% and 6% yields, respectively. **12a**: white solid; mp 235-237 °C; IR (film) 3512, 3027, 1798, 1735, 1658, 1522, 1478, 1362, 1299, 1173, 1141, 992 cm⁻¹; ¹H NMR (400 MHz, CDCl₃) δ 2.38 (1H, ddd, *J* = 19.7, 2.8, 1.8 Hz, C(O)CH_AH), 2.49 (1H, dd, *J* = 19.7, 2.8 Hz, C(O)CH_AH), 3.45 (1H, ddd, *J* = 9.6, 3.6, 1.8 Hz, CH₂CHCH_B), 3.51 (1H, dd, *J* = 9.6, 3.6 Hz, CH₂C(O)CHCH), 4.05 (1H, dt, *J* = 3.6, 2.8 Hz, CH₂CH), 4.22 (1H, d, *J* = 3.6 Hz, CH₂C(O)CH), 7.33-7.41 (4H, m, aromatic); ¹³C NMR (100 MHz, CDCl₃) δ 38.0, 38.2, 45.1, 45.5, 53.5, 106.5 (m), 124.7, 126.6, 128.6, 128.9, 133.5, 138.0 (m), 140.1, 142.4 (m), 143.5 (m), 172.5, 173.5, 204.4; HRMS (ESI) calcd for C₂₀H₁₀F₅NO₃Na [M+Na]⁺ 430.0473, found 430.0464. **13a**: yellow solid; mp 60-62 °C; IR (film) 1732, 1520, 1363, 1299, 1179, 1147, 994 cm⁻¹; ¹H NMR (400 MHz, CDCl₃) δ 2.43 (1H, dd, *J* = 19.2, 3.7 Hz, C(O)CH_AH_b), 2.54 (1H, dd, *J* = 19.2, 2.8 Hz, CH_AH_b), 3.61 (1H, dd, *J* = 9.2, 3.2 Hz, CH₂CHCH), 3.70 (1H, dd, *J* = 9.2, 3.2 Hz, CH₂C(O)CHCH), 4.06 (1H, ddd, *J* = 3.7, 3.2, 2.8 Hz, CH₂CH), 4.19 (1H, d, *J* = 3.2 Hz, CH₂C(O)CH), 7.27-7.38 (4H, m, aromatic); ¹³C NMR (100 MHz, (CD₃)₂CO) δ 39.6, 40.2, 43.4, 46.2, 54.3, 107.9 (td, *J* = 15.3, 3.8 Hz), 126.6, 127.8, 129.3, 129.7, 133.1, 138.7 (m), 139.3, 143.0 (m), 143.9 (m), 174.0, 174.9; One ¹³C NMR signal was overlapped with that of deuterated acetone; HRMS (ESI) calcd for C₂₀H₁₀F₅NO₃Na [M+Na]⁺ 430.0473, found 430.0465.

Cycloadducts 12b and 13b. According to the general procedure B, **12b** (100 mg, 0.236 mmol) and **13b** (21 mg, 0.050 mmol) were synthesized by using **6b** (80 mg, 0.50 mmol), **10c** (400 mg, 1.52 mmol), and 1,2-dichlorobenzene (390 μL) under the microwave irradiation for 5 h in 47% and 10% yields, respectively. The residue was purified by flash chromatography on silica gel (15 g, CH₂Cl₂ only to CH₂Cl₂/EtOAc 10:1). **12b**: yellow solid; mp 258-259 °C; IR (film) 3385, 1794, 1727, 1594, 1521, 1472, 1363, 1296, 1175, 1141, 989 cm⁻¹; ¹H NMR (400 MHz, CDCl₃) δ 2.38 (1H, ddd, *J* = 19.7, 2.7, 1.8 Hz, C(O)CH_AH), 2.47 (1H, dd, *J* = 19.7, 2.7 Hz, C(O)CH_AH), 3.43 (1H, ddd, *J* = 9.6, 3.6, 1.8 Hz, CH₂CHCH_B), 3.51 (1H, dd, *J* = 9.6, 3.6 Hz, CH₂C(O)CHCH), 4.01 (1H, dt, *J* = 3.6, 2.7 Hz, CH₂CH), 4.67 (1H, m, CH₂C(O)CH), 5.11-5.40 (1H, br s, OH), 6.79 (1H, d, *J* = 8.2 Hz, aromatic), 6.98 (1H, d, *J* = 7.8 Hz, aromatic), 7.21 (1H, dd, *J* = 8.2, 7.8 Hz, aromatic); ¹³C NMR (100 MHz, (CD₃)₂CO) δ 38.6, 38.7, 45.9, 46.1, 47.6, 107.9 (td, *J* = 15.8, 3.8 Hz), 115.8, 117.1, 120.4, 129.9, 138.7 (m), 143.0 (m), 143.5, 144.3 (m), 154.3, 174.1, 174.9, 205.3; HRMS (ESI) calcd for C₂₀H₁₀F₅NO₄Na [M+Na]⁺ 446.0422, found 446.0427. **13b**: yellow solid; mp 120-122 °C; IR (film) 3441, 2959, 2928, 1796, 1730, 1595, 1520, 1470, 1366, 1295, 1180, 1148, 993 cm⁻¹; ¹H NMR (400 MHz, CDCl₃) δ 2.43 (1H, dd, *J* = 18.8, 3.2 Hz, C(O)CH_AH_b), 2.52 (1H, dd, *J* = 18.8, 2.3 Hz, C(O)CH_AH_b), 3.58

(1H, dd, $J = 8.7, 3.2$ Hz, CH₂CHCH), 3.72 (1H, dd, $J = 8.7, 3.2$ Hz, CH₂C(O)CHCH), 4.02 (1H, td, $J = 3.2, 2.3$ Hz, CH₂CH), 4.64 (1H, d, $J = 3.2$ Hz, CH₂C(O)CH), 5.22 (1H, br s, OH), 6.78 (1H, d, $J = 8.2$ Hz, aromatic), 6.88 (1H, d, $J = 7.9$ Hz, aromatic), 7.19 (1H, dd, $J = 8.2, 7.9$ Hz, aromatic); ¹³C NMR (100 MHz, (CD₃)₂CO) δ 39.7, 40.1, 43.3, 46.0, 47.3, 108.0 (m), 115.9, 117.8, 118.5, 130.1, 138.7 (m), 140.9, 142.6 (m), 144.0 (m), 154.9, 174.0, 174.9; One ¹³C NMR signal was overlapped with that of deuterated acetone; HRMS (ESI) calcd for C₂₀H₁₀F₅NO₄Na [M+Na]⁺ 446.0422, found 446.0402.

Cycloadducts 12c and 13c. According to the general procedure B, a 3.0:1 mixture of **12c** and **13c** (67 mg, 0.16 mmol) were synthesized by using **6c** (48 mg, 0.30 mmol), **10c** (240 mg, 0.912 mmol), and 1,2-dichlorobenzene (230 μ L) under the microwave irradiation for 2 h in 53% combined yield. The residue was purified by flash column chromatography on silica gel (10 g, CH₂Cl₂ only to CH₂Cl₂/EtOAc 3:1). Analytically pure **12c** was obtained by recrystallization from EtOAc/hexane. **12c**: white solid; mp 286-288 °C; IR (film) 3409, 1795, 1731, 1521, 1362, 1297, 1173, 1140, 990 cm⁻¹; ¹H NMR (400 MHz, CDCl₃) δ 2.36 (1H, ddd, $J = 20.2, 2.7, 1.8$ Hz, C(O)CH_AH), 2.47 (1H, dd, $J = 20.2, 2.7$ Hz, C(O)CH_AH), 3.43 (1H, ddd, $J = 9.6, 3.2, 1.8$ Hz, CH₂CHCH_B), 3.49 (1H, dd, $J = 9.6, 3.6$ Hz, CH₂C(O)CHCH), 3.99 (1H, dt, $J = 3.2, 2.7$ Hz, CH₂CH), 4.14 (1H, d, $J = 3.6$ Hz, CH₂C(O)CH), 4.90 (1H, br s, OH), 6.81 (1H, dd, $J = 8.2, 2.8$ Hz, aromatic), 6.84 (1H, d, $J = 2.8$ Hz, aromatic), 7.24 (1H, d, $J = 8.2$ Hz, aromatic); ¹³C NMR (125 MHz, (CD₃)₂CO) δ 38.0, 39.3, 46.4, 46.6, 54.7, 107.9 (m), 114.3, 115.7, 126.8, 132.7, 136.3, 138.9 (m), 143.1 (m), 144.3 (m), 158.1, 174.1, 174.9, 205.7; HRMS (ESI) calcd for C₂₀H₁₀F₅NO₄Na [M+Na]⁺ 446.0422, found 446.0401. Because of the inseparable nature of **12c** and **13c** by column chromatography and HPLC purification, ¹H NMR data of **13c** was analyzed by using the mixture. **13c**: ¹H NMR (400 MHz, CDCl₃) δ 2.40 (1H, dd, $J = 17.8, 2.8$ Hz, C(O)CH_aH_b), 2.50 (1H, dd, $J = 17.8, 2.3$ Hz, C(O)CH_aH_b), 3.57 (1H, ddd, $J = 9.2, 3.2$ Hz, CH₂CHCH), 3.66 (1H, dd, $J = 9.2, 3.2$ Hz, CH₂C(O)CHCH), 3.96 (1H, ddd, $J = 3.2, 2.8, 2.3$ Hz, CH₂CH), 4.08 (1H, d, $J = 3.2$ Hz, CH₂C(O)CH), 6.75 (1H, d, $J = 2.3$ Hz, aromatic), 6.80 (1H, dd, $J = 8.2, 2.3$ Hz, aromatic), 7.11 (1H, d, $J = 8.2$ Hz, aromatic).

Cycloadducts 12d and 13d. According to the general procedure B, **12d** (140 mg, 0.331 mmol) and **13d** (18 mg, 0.043 mmol) were synthesized by using **6d** (80 mg, 0.50 mmol), **10c** (400 mg, 1.52 mmol), and 1,2-dichlorobenzene (390 μ L) under the microwave irradiation for 2 h in 66% and 9% yields, respectively. The residue was purified by flash column chromatography on silica gel (10 g, CH₂Cl₂ only to CH₂Cl₂/EtOAc 20:1). **12d**: white solid; mp 228-230 °C; IR (film) 3430, 3027, 2966, 1795, 1732, 1617, 1522, 1362, 1300, 1175, 1144, 991 cm⁻¹; ¹H NMR (400 MHz, CDCl₃) δ 2.37 (1H, ddd, $J = 19.7, 2.8, 1.8$ Hz, C(O)H_AH), 2.47 (1H, dd, $J = 19.7, 2.3$ Hz, C(O)H_AH), 3.43 (1H, ddd, $J = 9.6, 3.2, 1.8$ Hz, CH₂CHCH_B), 3.49 (1H, dd, $J = 9.6, 3.2$ Hz, CH₂C(O)CHCH), 3.96 (1H, ddd, $J = 3.2, 2.8, 2.3$ Hz, CH₂CH), 4.16 (1H, d, $J = 3.2$ Hz, CH₂C(O)CH), 5.18 (1H, br s, OH), 6.78 (1H, dd, $J = 8.2, 2.8$ Hz, aromatic), 6.90 (1H, d, $J = 2.8$

Hz, aromatic), 7.20 (1H, d, $J = 8.2$ Hz, aromatic); ^{13}C NMR (100 MHz, $(\text{CD}_3)_2\text{CO}$) δ 38.8, 38.9, 46.0, 46.8, 53.6, 108.0 (td, $J = 15.3, 3.8$ Hz), 113.2, 115.4, 125.5, 128.4, 138.9 (m), 143.1 (m), 143.3, 144.3 (m), 158.7, 174.2, 175.0, 205.4; HRMS (DART) calcd for $\text{C}_{20}\text{H}_{14}\text{F}_5\text{N}_2\text{O}_4$ $[\text{M}+\text{NH}_4]^+$ 441.0868, found 441.0857. **13d**: yellow solid; mp 235-238 °C; IR (film) 3439, 1795, 1729, 1522, 1366, 1299, 1179, 1146, 993 cm^{-1} ; ^1H NMR (400 MHz, CDCl_3) δ 2.42 (1H, dd, $J = 18.8, 3.2$ Hz, $\text{C}(\text{O})\text{CH}_a\text{H}_b$), 2.52 (1H, dd, $J = 18.8, 2.3$ Hz, $\text{C}(\text{O})\text{CH}_a\text{H}_b$), 3.58 (1H, dd, $J = 8.7, 3.2$ Hz, CH_2CHCH), 3.66 (1H, dd, $J = 8.7, 3.2$ Hz, $\text{CH}_2\text{C}(\text{O})\text{CHCH}$), 3.96 (1H, td, $J = 3.2, 2.3$ Hz, CH_2CH), 4.12 (1H, d, $J = 3.2$ Hz, $\text{CH}_2\text{C}(\text{O})\text{CH}$), 4.88 (1H, br s, OH), 6.78-6.80 (2H, m, aromatic), 7.12 (1H, d, $J = 8.2$ Hz, aromatic); ^{13}C NMR (100 MHz, $(\text{CD}_3)_2\text{CO}$) δ 39.7, 40.2, 43.7, 46.1, 53.5, 108.0 (m), 113.8, 115.9, 123.3, 128.9, 138.8 (m), 140.6, 142.9 (m), 143.4 (m), 159.0, 174.3, 174.9; One ^{13}C NMR signal was overlapped with that of deuterated acetone; HRMS (ESI) calcd for $\text{C}_{20}\text{H}_{10}\text{F}_5\text{NO}_4\text{Na}$ $[\text{M}+\text{Na}]^+$ 446.0422, found 446.0419.

Cycloadduct 12e. According to the general procedure B, **12e** (76 mg, 0.18 mmol) was synthesized by using **6e** (80 mg, 0.50 mmol), **10c** (400 mg, 1.52 mmol), and 1,2-dichlorobenzene (390 μL) under the microwave irradiation for 3 h in 36% yield. The residue was purified by flash column chromatography on silica gel (15 g, CH_2Cl_2 only to $\text{CH}_2\text{Cl}_2/\text{EtOAc}$ 10:1): orange solid; mp 268-271 °C; IR (film) 3437, 1795, 1731, 1593, 1521, 1468, 1362, 1289, 1172, 1140, 990 cm^{-1} ; ^1H NMR (400 MHz, CDCl_3) δ 2.36 (1H, ddd, $J = 19.7, 2.8, 1.8$ Hz, $\text{C}(\text{O})\text{CH}_A\text{H}$), 2.47 (1H, dd, $J = 19.7, 2.3$ Hz, $\text{C}(\text{O})\text{CH}_A\text{H}$), 3.43 (1H, ddd, $J = 9.6, 3.6, 1.8$ Hz, CH_2CHCH_B), 3.49 (1H, dd, $J = 9.6, 3.7$ Hz, $\text{CH}_2\text{C}(\text{O})\text{CHCH}$), 4.20 (1H, d, $J = 3.7$ Hz, $\text{CH}_2\text{C}(\text{O})\text{CH}$), 4.51 (1H, ddd, $J = 3.6, 2.8, 2.3$ Hz, CH_2CH), 5.03 (1H, br s, OH), 6.81 (1H, d, $J = 8.2$ Hz, aromatic), 6.93 (1H, d, $J = 7.8$ Hz, aromatic), 7.19 (1H, dd, $J = 8.2, 7.8$ Hz, aromatic); ^{13}C NMR (125 MHz, $(\text{CD}_3)_2\text{CO}$) δ 32.0, 38.3, 45.8, 46.4, 54.5, 108.0 (td, $J = 13.3, 3.8$ Hz), 116.3, 118.4, 127.5, 129.6, 136.8, 138.9 (m), 143.1 (m), 144.3 (m), 152.9, 174.1, 174.8, 205.7; HRMS (ESI) calcd for $\text{C}_{20}\text{H}_{10}\text{F}_5\text{NO}_4\text{Na}$ $[\text{M}+\text{Na}]^+$ 446.0422, found 446.0403.

Cycloadducts 12f and 13f. According to the general procedure B, **12f** (130 mg, 0.267 mmol) and **13f** (30 mg, 0.062 mmol) were synthesized by using **6f** (110 mg, 0.493 mmol), **10c** (400 mg, 1.52 mmol), and 1,2-dichlorobenzene (390 μL) under the microwave irradiation for 5 h in 53% and 12% yields, respectively. The residue was purified by flash chromatography on silica gel (15 g, CH_2Cl_2 only to $\text{CH}_2\text{Cl}_2/\text{EtOAc}$ 50:1). **12f**: white solid; mp 238-241 °C; IR (film) 3511, 3024, 2966, 1797, 1736, 1522, 1473, 1413, 1362, 1298, 1174, 1144, 1066, 991 cm^{-1} ; ^1H NMR (400 MHz, CDCl_3) δ 2.36 (1H, ddd, $J = 19.7, 3.2, 1.4$ Hz, $\text{C}(\text{O})\text{CH}_A\text{H}$), 2.48 (1H, dd, $J = 19.7, 2.3$ Hz, $\text{C}(\text{O})\text{CH}_A\text{H}$), 3.44 (1H, ddd, $J = 10.0, 3.2, 1.4$ Hz, CH_2CHCH_B), 3.48 (1H, dd, $J = 10.0, 3.6$ Hz, $\text{CH}_2\text{C}(\text{O})\text{CHCH}$), 4.01 (1H, dt, $J = 3.2, 2.3$ Hz, CH_2CH), 4.20 (1H, d, $J = 3.6$ Hz, $\text{CH}_2\text{C}(\text{O})\text{CH}$), 7.23 (1H, d, $J = 7.8$ Hz, aromatic), 7.49 (1H, dd, $J = 7.8, 2.3$ Hz, aromatic), 7.57 (1H, d, $J = 2.3$ Hz, aromatic); ^{13}C NMR (100 MHz, CDCl_3) δ 37.7, 37.8, 44.7, 45.2, 53.0, 106.4 (m), 122.8, 128.1,

128.2, 131.6, 132.5, 138.0 (m), 142.0, 142.5 (m), 143.3 (m), 172.1, 173.1, 203.2; HRMS (ESI) calcd for $C_{20}H_9BrF_5NO_3Na [M+Na]^+$ 507.9578, found 507.9572. **13f**: orange solid; mp 189-191 °C; IR (film) 3025, 2962, 1798, 1733, 1523, 1472, 1414, 1364, 1301, 1180, 1148, 1066, 993 cm^{-1} ; 1H NMR (400 MHz, $CDCl_3$) δ 2.40 (1H, dd, $J = 19.2, 3.2$ Hz, $C(O)CH_aH_b$), 2.54 (1H, dd, $J = 19.2, 2.7$ Hz, $C(O)CH_aH_b$), 3.61 (1H, dd, $J = 9.2, 3.2$ Hz, CH_2CHCH), 3.70 (1H, dd, $J = 9.2, 3.2$ Hz, $CH_2C(O)CHCH$), 4.02 (1H, td, $J = 3.2, 2.7$ Hz, CH_2CH), 4.17 (1H, d, $J = 3.2$ Hz, $CH_2C(O)CH$), 7.14 (1H, d, $J = 7.8$ Hz, aromatic), 7.47-7.51 (2H, m, aromatic); ^{13}C NMR (100 MHz, $(CD_3)_2CO$) δ 39.3, 39.7, 43.3, 45.9, 53.8, 107.8 (m), 123.1, 129.6, 129.7, 132.2, 132.5, 138.8 (m), 141.7, 143.1 (m), 143.9 (m), 173.9, 174.7, 205.5; HRMS (ESI) calcd for $C_{20}H_9BrF_5NO_3Na [M+Na]^+$ 507.9578, found 507.9596.

Carboxylic acid 14. A suspension of **11c** (141 mg, 0.351 mmol) in a 1:1 mixture of concentrated H_2SO_4 and H_2O (6 mL) was heated to 150 °C for 24 h. After the solution was cooled to room temperature, 3M NaOH (30 mL) was added. The resultant mixture was extracted with EtOAc (40 mL x3), and the combined organic layers were dried over Na_2SO_4 , filtered and concentrated. The residue was purified by flash column chromatography on silica gel (10 g, hexane/EtOAc 5:1 to 2:1, EtOAc/AcOH 100:1, then $CH_2Cl_2/MeOH$ 10:1) to afford carboxylic acid **14** (67 mg, 0.26 mmol) in 74% yield: brown solid; IR (film) 3413, 2921, 1720, 1597, 1512, 1395 cm^{-1} ; 1H NMR (400 MHz, $(CD_3)_2CO$) δ 1.14 (6H, s, CH_3 x 2), 2.31 (2H, d, $J = 18.8$ Hz, $C(O)CH_aH_b$ x 2), 2.67 (2H, d, $J = 18.8$ Hz, $C(O)CH_aH_b$ x 2), 3.16 (2H, s, $CHCOOH$ x 2); ^{13}C NMR (100 MHz, $(CD_3)_2CO$) δ 17.2, 46.4, 48.3, 51.7, 174.1, 207.4; HRMS (ESI) calcd for $C_{12}H_{13}O_6Na_2 [M-H+Na_2]^+$ 299.0502, found 299.0507.

Ketone 5. A suspension of **14** (258 mg, 1.01 mmol) and $Pb(OAc)_4$ (2.0 g, 4.4 mmol) in a 1:1 mixture of 1,4-dioxane and pyridine (6 mL) was stirred at 60 °C for 1 h. After the solution was cooled to room temperature, 2 M HNO_3 (60 mL) and Et_2O (30 mL) were successively added. The resultant solution was stirred at room temperature for 30 min. After the separation, the organic layer was washed with 2 M HNO_3 (10 mL), H_2O (10 mL), and brine (10 mL), dried over Na_2SO_4 , filtered, and concentrated. The residue was purified by flash column chromatography on silica gel (5 g, pentane/ Et_2O 10:1 to 5:1 to 3:1) to afford ketone **5** including solvents (167 mg, **5**/pentane/ Et_2O 1.0:6.7:3.4, 0.18 mmol for **5**). The yield of the highly volatile **5** was calculated to be 18% from the 1H NMR spectrum of the mixture. The 1H NMR of **5** was identical to those reported previously.¹⁴

ACKNOWLEDGEMENTS

This research was financially supported by the Funding Program for Next Generation World-Leading Researchers (JSPS) to M.I. and a Grant-in-Aid for Scientific Research (C) (JSPS) to D.U.

REFERENCES AND NOTES

1. F. Lovering, J. Bikker, and C. Humblet, *J. Med. Chem.*, 2009, **52**, 6752; F. Lovering, *Med. Chem. Commun.*, 2013, **4**, 515.
2. S. Cossu, F. Fabris, and O. De Lucchi, *Synlett*, 1997, 1327; J. C. C. Atherton and S. Jones, *Tetrahedron*, 2003, **59**, 9039.
3. R. C. Cookson and N. S. Wariyar, *J. Chem. Soc.*, 1957, 327; C. A. Grob and A. Weiss, *Helv. Chim. Acta*, 1960, **43**, 1390; M. Nakazaki, K. Naemura, and H. Yoshihara, *Bull. Chem. Soc. Jpn.*, 1975, **48**, 3278; C. W. Jefford, T. W. Wallace, and M. Acar, *J. Org. Chem.*, 1977, **42**, 1654.
4. K. Takeda, K. Kitahonoki, M. Sugiura, and Y. Takano, *Chem. Ber.*, 1962, **95**, 2344; K. Takeda, S. Hagishita, M. Sugiura, K. Kitahonoki, I. Ban, S. Miyazaki, and K. Kuriyama, *Tetrahedron*, 1970, **26**, 1435.
5. For other representative examples of the Diels-Alder reactions of aromatic compounds, see: M. D. Chordia, P. L. Smith, S. H. Meiere, M. Sabat, and W. D. Harman, *J. Am. Chem. Soc.*, 2001, **123**, 10756; T. Murase, S. Horiuchi, and M. Fujita, *J. Am. Chem. Soc.*, 2010, **132**, 2866; T. Murase and M. Fujita, *Chem. Rec.*, 2010, **10**, 342.
6. K. Hagiwara, M. Himuro, M. Hirama, and M. Inoue, *Tetrahedron Lett.*, 2009, **50**, 1035; D. Urabe, M. Nagatomo, K. Hagiwara, K. Masuda, and M. Inoue, *Chem. Sci.*, 2013, **4**, 1615.
7. R. W. Jackson, R. Gelinis, T. A. Baughman, T. Cox, J. J. Howbert, K. A. Kucera, J. A. Latham, F. Ramsdell, D. Singh, and I. S. Darwish, *Bioorg. Med. Chem. Lett.*, 2002, **12**, 1093.
8. For selected reactions of various *N*-(phenyl)maleimide derivatives, see; K. Uemae, S. Masuda, and Y. Yamamoto, *J. Chem. Soc., Perkin Trans. 1*, 2001, 1002; X. Li, S. Hu, Z. Xi, L. Zhang, S. Luo, and J.-P. Cheng, *J. Org. Chem.*, 2010, **75**, 8697; J.-J. Wang, X.-J. Dong, W.-T. Wei, and M. Yan, *Tetrahedron: Asymmetry*, 2011, **22**, 690; L. Yasmin, K. A. Stubbs, and C. L. Raston, *Tetrahedron Lett.*, 2014, **55**, 2246. For a review on asymmetric organocatalytic addition reactions of maleimides, see: P. Chauhan, J. Kaur, and S. S. Chimni, *Chem. Asian J.*, 2013, **8**, 328.
9. For related reactions of pentafluorophenyl derivatives, see: T. Kan and Y. Ohfuné, *Tetrahedron Lett.*, 1995, **36**, 943; Y. Ohfuné, T. Kan, and T. Nakajima, *Tetrahedron*, 1998, **54**, 5207; M. Inoue, K. Miyazaki, Y. Ishihara, A. Tatami, Y. Ohnuma, Y. Kawada, K. Komano, S. Yamashita, N. Lee, and M. Hirama, *J. Am. Chem. Soc.*, 2006, **128**, 9352.
10. A. Loupy, *Microwaves in Organic Synthesis*; Wiley-VCH: Weinheim, 2003; C. O. Kappe, D. Dallinger, and S. S. Murphree, *Practical Microwave Synthesis for Organic Chemists: Strategies, Instruments, and Protocols*; Wiley-VCH: Weinheim, 2009.
11. A. Schwarzer and E. Weber, *Cryst. Growth Des.*, 2008, **8**, 2862.

12. K. Bynum, R. Prip, R. Callahan, and R. Rothchild, *J. Fluorine Chem.*, 1998, **90**, 39.
13. Hydrolysis of **4** occurred in neutral water at 80 °C (Scheme 1), while the acid was required to hydrolyze **11c** (Scheme 3), proving the chemical robustness of the imide structure in comparison to the anhydride structure.
14. M. Iwatsu, D. Urabe, and M. Inoue, *Heterocycles*, 2010, **82**, 491.