

HETEROCYCLES, Vol. 95, No. 2, 2017, pp. 1106-1120. © 2017 The Japan Institute of Heterocyclic Chemistry
Received, 23rd September, 2016, Accepted, 25th November, 2016, Published online, 16th February, 2017
DOI: 10.3987/COM-16-S(S)82

TOWARD THE SYNTHESIS OF (–)-CODEINE BY CHIRAL AUXILIARY-MEDIATED NITRONE CYCLOADDITION

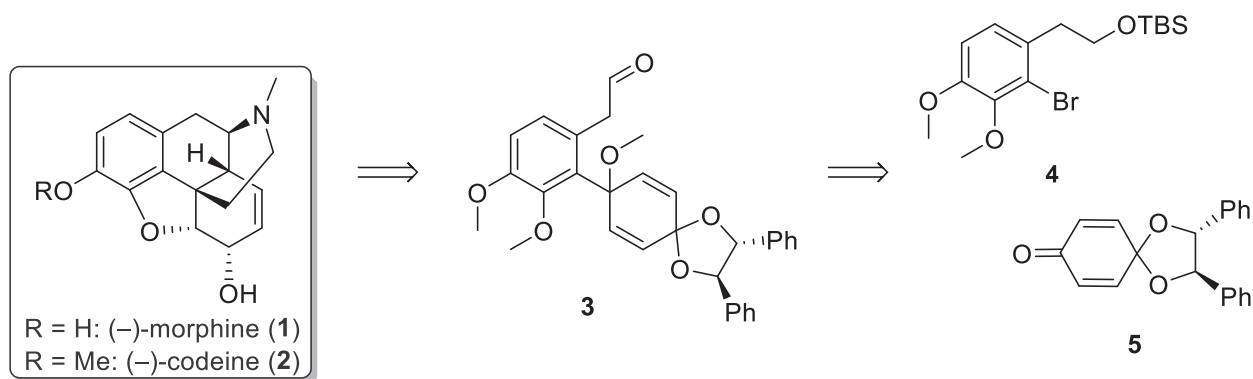
Julia Rautschek and Peter Metz*

Department of Chemistry, Organic Chemistry I, Technische Universität Dresden, Bergstraße 66, 01069 Dresden, Germany; Fax: +49(351)46333162; E-mail: peter.metz@chemie.tu-dresden.de

Abstract – Application of a C_2 -symmetric dioxolane moiety as chiral auxiliary for an asymmetric intramolecular nitronc cycloaddition was studied as a possible key step for the enantioselective synthesis of (–)-codeine. A cycloaddition precursor bearing a 1,2-diphenylethylene acetal was selected that was readily accessible in ten steps from isovanillin. It underwent nitronc cycloaddition and after a consecutive transformation, an isoxazolidine intermediate with the absolute and relative configuration required for (–)-codeine was obtained.

INTRODUCTION

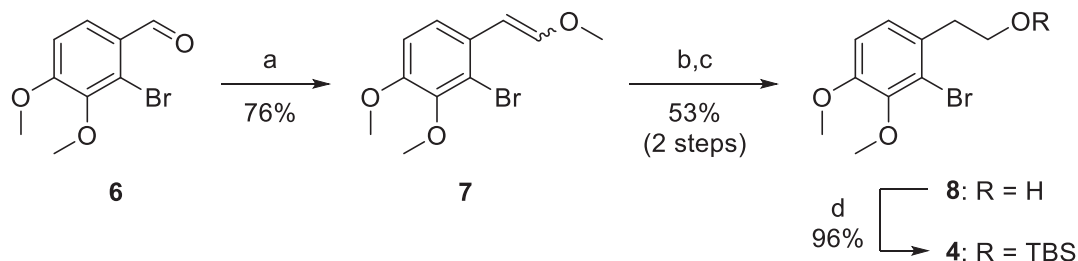
Morphine (**1**, Scheme 1) and codeine (**2**), isolated from opium poppy, exhibit a long history as analgesics and remain essential medicines for the treatment of severe pain despite numerous side effects.¹ Therefore, the design of flexible routes which enable the synthesis of alternative derivatives has been an important task until today. The high interest in morphine alkaloids is reflected by more than 30 total and formal syntheses published since 1952.² Among these, our group disclosed a total synthesis of (±)-codeine (**2**) in 2011, employing a highly diastereoselective intramolecular nitronc cycloaddition as a key step.³ Herein, we report an approach to the enantioselective modification of our synthesis by utilization of a C_2 -symmetric acetal moiety neighbouring the double bond in the nitronc cycloaddition precursor. Such chiral acetals have already been described and successfully used in cycloaddition reactions by the Figueredo group.⁴ We envisioned that the easily accessible diphenylethylene acetal was well-suited for our studies. This selection led us to aldehyde **3** as the cycloaddition precursor. The spirocycle would, in analogy to our earlier work, be generated by addition of lithiated aryl bromide **4** to literature-known acetal **5**.⁵



Scheme 1. Retrosynthetic analysis

RESULTS AND DISCUSSION

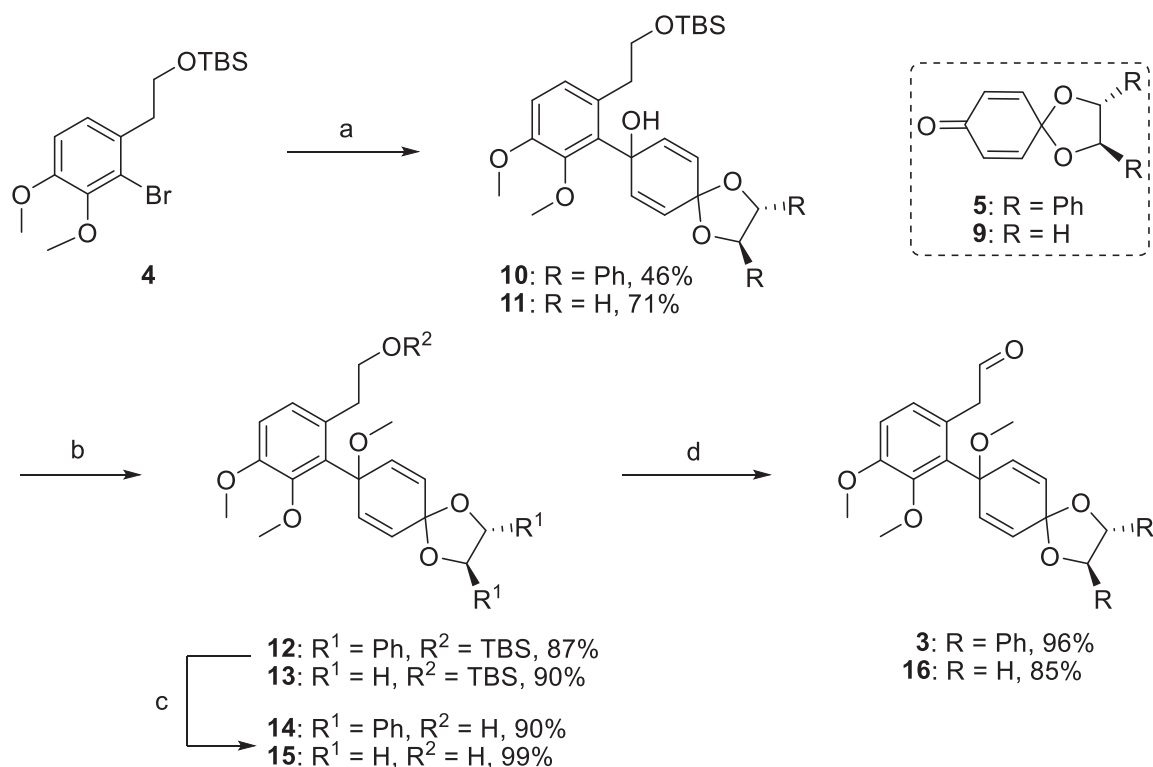
The aromatic fragment **4** was prepared from 2-bromoveratryl aldehyde (**6**)^{6,7} as depicted in Scheme 2. After conversion of the isovanillin derivative **6** into enol ether **7**,³ liberation of the carbonyl group by acid treatment and subsequent reduction furnished alcohol **8** which was protected as TBS ether to provide aryl bromide **4**.



Synthesis of aromatic fragment **4**. *Reagents and conditions*: a) $\text{Ph}_3\text{PCH}_2\text{OMeCl}$, KO^tBu , THF, 0 °C to rt, 3 h; b) 2 N HCl, THF, 60 °C, 9 h; c) NaBH_4 , THF/MeOH (5 : 1), rt, 2 h; d) TBSCl, imidazole, cat. DMAP, CH_2Cl_2 , rt, 18 h.

Scheme 2

Second building block and carrier of the chiral information was *p*-benzoquinone monoacetal **5**, which could be synthesized from *p*-benzoquinone and (+)-hydrobenzoin within two steps (Scheme 3).⁵ In addition, the achiral ethylene acetal **9**^{8,9} was prepared in order to determine appropriate conditions for the following steps. Union of the two fragments was achieved by bromine-lithium exchange in **4** and subsequent addition to ketones **5** and **9**, respectively. Methylation of the resulting tertiary alcohols **10** and **11** led to methyl ethers **12** and **13**. The TBS groups were cleaved with TBAF to furnish primary alcohols **14** and **15**, which were readily oxidized with Dess–Martin periodinane. By this sequence, the aldehydes **3** and **16** were available for the key nitron cycloaddition in good overall yields of 13% (**3**) and 22% (**16**), respectively, over eight steps from **6**.

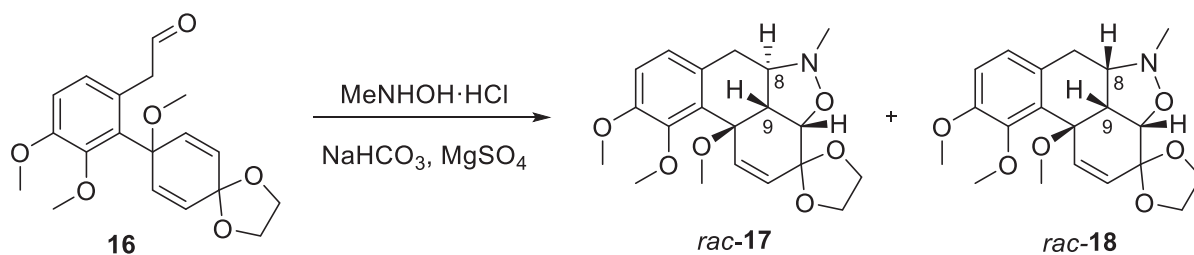


Synthesis of the cycloaddition precursors **3** and **16**. *Reagents and conditions*: a) *n*-BuLi, THF, $-78\text{ }^{\circ}\text{C}$, 20 min, then acetal **5** or **9**, THF, to $-65\text{ }^{\circ}\text{C}$, 4 h; b) MeI, NaH, THF, rt, 16 h; c) TBAF, THF, rt, 15 h; d) Dess-Martin periodinane, NaHCO₃, CH₂Cl₂, rt, 1.5 h.

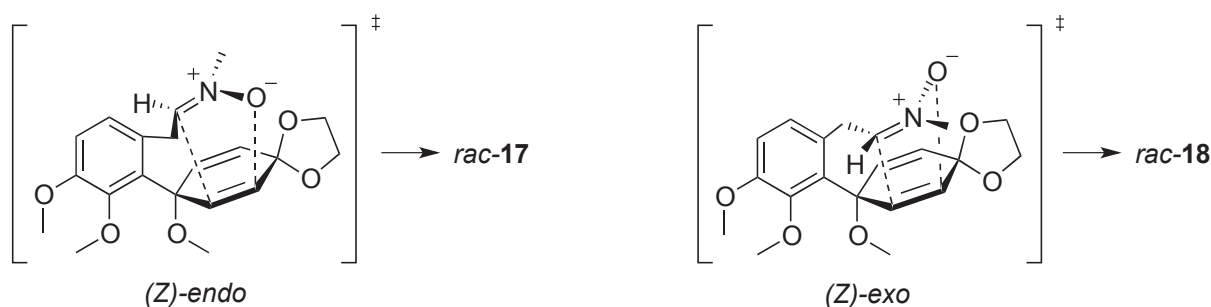
Scheme 3

The nitron cycloaddition was first investigated with the achiral precursor **16** (Table 1). Under the previously established conditions with MeCN as the solvent (Entry 1),³ the yield of the desired 8,9-*trans* isoxazolidine **17** was only poor with concomitant formation of the 8,9-*cis* cycloadduct **18** and non-identifiable by-products. The epimers were easily separated and identified by the differing NOEs between H8 and H9. Thus, the presence of the dioxolane moiety led to a lower diastereoselectivity in comparison to the analogous dienone system used in our synthesis of racemic codeine,³ where the 8,9-*trans* isoxazolidine was formed exclusively. Obviously, the energy difference between the favored (*Z*)-*endo* and the unfavored (*Z*)-*exo* transition state had decreased (Scheme 4).

We then undertook some variations of the reaction conditions in order to improve the efficiency of the cycloaddition. When changing the solvent to CH₂Cl₂ (Table 1, Entry 2), the yield improved drastically. However, it was observed that nitron formation, which was very fast in MeCN, only proceeded slowly in CH₂Cl₂. Fortunately, dilution of the reaction mixture with CH₂Cl₂ after nitron formation in MeCN further increased the yield of **17** to 60% along with an acceptable diastereomeric ratio (Entry 3).

Table 1. Intramolecular nitronc cycloaddition starting from achiral ethylene acetal **16**

Entry	Solvent (conc.)	Temp. & Time	17 : 18	Yield 17 (%)
1	MeCN (0.1 M)	0 °C, 1 h; then rt, 6 h	4.6 : 1	17
2	CH ₂ Cl ₂ (0.1 M)	0 °C, 1 h; then rt, 6 h	3.5 : 1	39
3	1. MeCN (0.1 M) 2. CH ₂ Cl ₂ (0.02 M)	1. 0 °C, 20 min 2. rt, 16 h	4.6 : 1	60

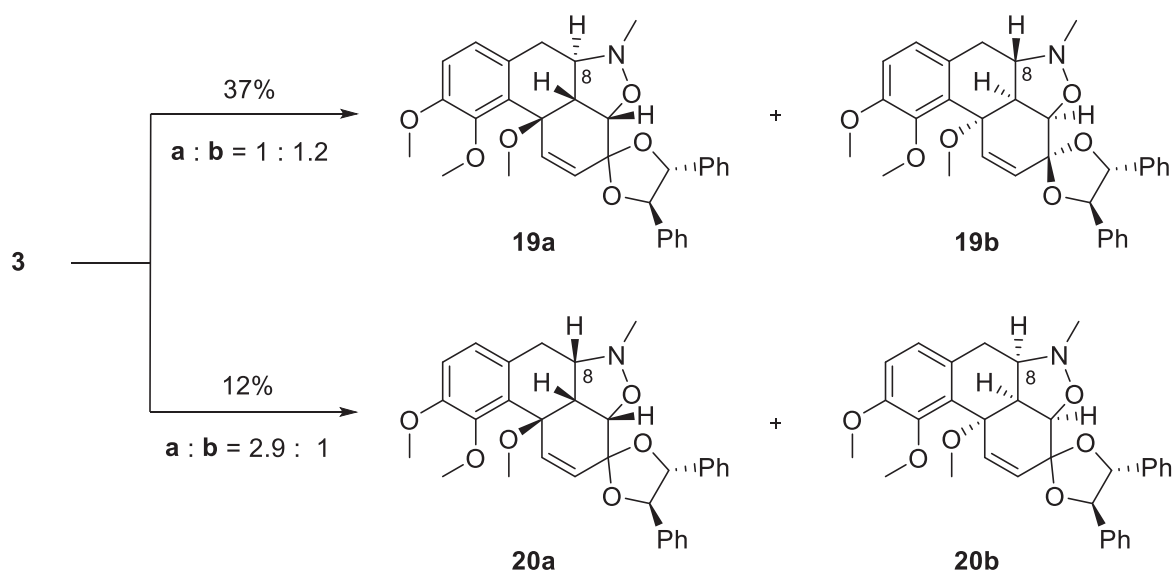


Proposed transition states of the nitronc cycloaddition leading to *rac-17* and the undesired 8,9-*cis* epimer *rac-18*

Scheme 4

With the optimized reaction conditions in hand, we undertook the nitronc cycloaddition with the chiral precursor **3**. As illustrated in Scheme 5, four diastereomeric products could be isolated: the inseparable isoxazolidines **19a** and **19b** as well as their C8-epimers, **20a** and **20b**. An asymmetric induction was observed; yet it was weak. The addition of titanium(IV) or zinc(II) Lewis acids led to lower or no product formation and reduced asymmetric induction.

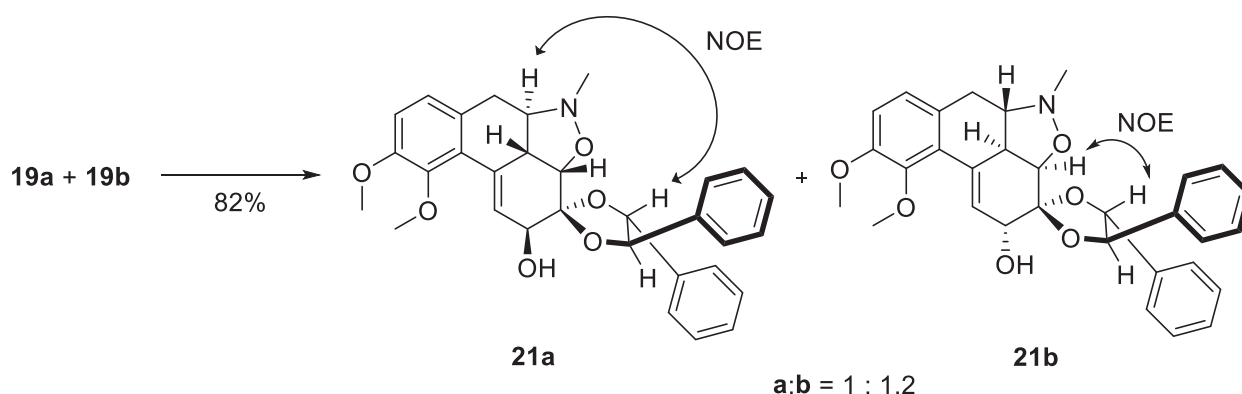
The configurations of the four structures were assessed by comparison of NOE measurements with calculated structures. This procedure provided hints that the minor component (**19a**) exhibits both the relative and absolute configuration corresponding to (–)-codeine.



Asymmetric intramolecular nitron cycloaddition starting from diphenylethylene acetal **3**. *Reagents and conditions:* MeNHOH·HCl, NaHCO₃, MgSO₄, MeCN, 0 °C, 25 min, then CH₂Cl₂, 0 °C to rt, 16 h.

Scheme 5

As shown in Scheme 6, we found that acetals **19a** and **19b** underwent an allylic shift under acidic conditions furnishing alcohols **21a** and **21b** without attack on the acetal moiety. At this stage, separation of the two diastereomers was possible, and an enriched fraction of **21a** ($dr = 9:1$) was obtained after one chromatographical step. The observed NOEs depicted in Scheme 6 confirmed the proposed configurations. As this rearrangement was part of the synthetic pathway to (±)-codeine,³ it can be included into our future work.



Acid-induced rearrangement to give allylic alcohols **21a** and **21b**; *Reagents and conditions:* 0.6 M HCl/MeCN, 75 °C, 4 h.

Scheme 6

In summary, a chiral intermediate for the enantioselective synthesis of (–)-codeine was provided with alcohol **21a**. This compound was accessible via asymmetric intramolecular nitronc cycloaddition of an olefin neighboring a C_2 -symmetric diphenylethylene acetal. The cycloaddition precursor was readily available from isovanillin and (+)-hydrobenzoin. Further investigations should include optimization of the nitronc cycloaddition with variations of the acetal moiety or the *N*-substituent.

EXPERIMENTAL

THF, CH_2Cl_2 and toluene were dried and purified by passage through a MB-SPS-800 device using molecular sieves. The *p*-benzoquinone acetals **5**⁵ and **9**,^{8,9} 2-bromoveratrylaldehyde (**6**)^{6,7} and $\text{Ph}_3\text{PCH}_2\text{OCH}_3\text{Cl}$ ¹⁰ were prepared according to literature procedures. All other solvents and reagents were used as received. The solution of *n*-BuLi was titrated prior to use.¹¹ Reactions were performed under an argon atmosphere. Thin layer chromatography (TLC) was performed on Merck silica gel 60 F₂₅₄ 0.2 mm precoated plates. Flash column chromatography and dry column vacuum chromatography¹² were carried out using silica gel (Merck, particle size 40–63 μm). Melting points were measured on a *Electrothermal Engineering* IA9100 instrument and are uncorrected. Infrared spectra were recorded on a *Thermonicolet Avatar 360* instrument using ATR. NMR spectra were recorded on a *Bruker* DRX 500 P (¹H 500 MHz, ¹³C 125 MHz) spectrometer or else on an Avance III 600 (¹H 600 MHz, ¹³C 150 MHz) or an AC-300-P (¹H 300 MHz, ¹³C 75 MHz). The multiplicities of ¹³C NMR signals were determined using DEPT spectra. Mass spectra were recorded with an *Agilent* 5973N detector coupled with an *Agilent* 6890N GC (GC-MS, 70 eV) or a *Bruker* Esquire LC (direct injection as a methanolic NH_4OAc solution, ESI). HRMS spectra were recorded on a *Finnigan* MAT95 (EI, 70 eV) or a *Bruker* *Deltonik* Impact II (ESI-TOF). Elemental analysis was performed on a *Hekatech* EA 3000.

Wittig reaction³ of 2-bromoveratryl aldehyde (**6**)⁷

To a suspension of $\text{Ph}_3\text{PCH}_2\text{OMeCl}$ (1.08 g, 3.15 mmol) in THF (8 mL) at 0 °C was added KO^{*t*}Bu (530 mg, 4.72 mmol), resulting in a deep red solution of the Wittig ylide. After stirring at 0 °C for 30 min, aldehyde **6** (643 mg, 2.62 mmol) was added in small portions (brightening of the solution). Stirring was continued for 45 min at 0 °C and 2 h at room temperature. Then, the reaction mixture was poured into a saturated aqueous NaCl solution (6 mL) and extracted with Et₂O (3x10 mL). The combined extracts were dried over MgSO_4 and the volatiles evaporated under reduced pressure. The crude product was purified by flash chromatography on silica gel (pentane/Et₂O, 3:1) to give enol ether **7** (*E/Z*=1.4:1, 542 mg, 1.98 mmol, 76%) as a colorless oil.

Enol ether (*E/Z*)-**7**. R_f 0.39 (pentane/Et₂O, 3:1); IR 2935, 2836, 2056, 2030, 2009, 1734, 1717, 1698, 1639, 1590, 1548, 1516, 1484, 1458, 1393, 1337, 1276, 1253, 1216, 1152, 1129, 1098, 1026, 935, 917, 811, 697, 625 cm^{-1} ; ¹H NMR (CDCl_3) δ 3.71, 3.76 (s, 3 H), 3.83, 3.84 (s, 3 H), 3.86, 3.86 (s, 3 H), 5.56

(d, $J = 7.2$ Hz, 1 H [Z-7]), 6.04 (d, $J = 12.8$ Hz, 1 H [E-7]), 6.18 (d, $J = 7.2$ Hz, 1 H [Z-7]), 6.81, 6.84 (d, $J = 8.7$ Hz, 1 H), 6.85 (d, $J = 12.8$ Hz, 1 H [E-7]), 7.05, 7.77 (d, $J = 8.7$ Hz, 1 H); ^{13}C NMR (CDCl_3) δ 56.11 (CH_3), 56.19 (CH_3), 56.46 (CH_3), 60.32 (CH_3), 60.37 (CH_3), 60.66 (CH_3), 103.73 (CH), 104.35 (CH), 111.09 (CH), 111.66 (CH), 118.76 (C), 118.97 (C), 120.76 (CH), 125.39 (CH), 128.60 (C), 129.97 (C), 146.28 (C), 146.64 (C), 147.96 (CH), 149.30 (CH), 151.47 (C), 151.65 (C); GC-MS fraction 1: m/z 274 (99) [^{81}M] $^+$, 272 (100) [^{79}M] $^+$, 259 (37), 257 (36), 231 (14), 229 (15), 178 (96), 163 (42), 150 (25), 135 (51), 118 (15), 107 (22), 77 (25), 63 (19); fraction 2: m/z 274 (100) [M] $^+$, 272 (98), 259 (25), 257 (25), 231 (14), 229 (12), 178 (78), 163 (32), 150 (19), 135 (25), 118 (10), 107 (18), 77 (17), 63 (12). Anal. Calcd for $\text{C}_{11}\text{H}_{13}\text{BrO}_3$: C, 48.37; H, 4.80. Found: C, 48.48; H, 4.79.

Enol ether cleavage and reduction to give primary alcohol 8

Enol ether (*E/Z*)-7 (539 mg, 1.97 mmol) was dissolved in THF (16 mL) and aqueous hydrochloric acid (2 M, 4.0 mL, 8.0 mmol) was added. The mixture was stirred at 60 °C for 9 h. After cooling to room temperature, saturated aqueous NaHCO_3 solution (8 mL) was added under ice cooling. When gas evolution had ceased, the mixture was extracted with Et_2O (3x15 mL), and the combined organic extracts were washed with water, saturated aqueous NaCl solution and dried over MgSO_4 . After removal of the volatiles under reduced pressure, the obtained crude aldehyde was dissolved in a mixture of THF (8 mL) and MeOH (2 mL). The solution was cooled to 0 °C, and NaBH_4 (82 mg, 2.17 mmol) was added in small portions. The reaction mixture was allowed to warm to room temperature, and stirring was continued for 2 h. Then, saturated aqueous NH_4Cl solution was added, and the mixture was extracted with Et_2O (3x10 mL). The combined organic extracts were dried over MgSO_4 and the volatiles removed under reduced pressure. After purification by flash chromatography on silica gel (isohexane/ EtOAc , 3:2 to 1:1), the alcohol **8** (270 mg, 1.04 mmol, 53% over two steps) was obtained as a colorless oil.

Alcohol **8**. R_f 0.35 (isohexane/ EtOAc 1:1); IR 3348, 2998, 2937, 2879, 2833, 1594, 1484, 1458, 1402, 1265, 1207, 1146, 1029, 933, 856, 805, 753, 641, 546 cm^{-1} ; ^1H NMR (CDCl_3) δ 1.39 (br. s, 1 H), 3.00 (t, 2 H, $J = 6.7$ Hz), 3.86 (s, 3 H), 3.86 (t, $J = 6.7$ Hz, 2 H), 3.87 (s, 3 H), 6.84 (d, $J = 8.4$ Hz, 1 H), 7.00 (d, $J = 8.4$ Hz, 1 H); ^{13}C NMR (CDCl_3) δ 38.91 (CH_2), 56.10 (CH_3), 60.38 (CH_3), 62.16 (CH_2), 111.21 (CH), 120.35 (C), 125.84 (CH), 130.64 (C), 146.65 (C), 152.26 (C); GC-MS m/z 262 (25) [^{81}M] $^+$, 260 (26) [^{79}M] $^+$, 231 (100), 229 (100), 135 (11), 107 (14). Anal. Calcd for $\text{C}_{10}\text{H}_{13}\text{BrO}_3$: C, 46.00; H, 5.02. Found: C, 46.16; H, 5.13.

TBS protection of alcohol 8

To a solution of alcohol **8** (5.62 g, 21.5 mmol) in CH_2Cl_2 (200 mL) was added TBSCl (3.99 g, 26.5 mmol), imidazole (2.20 g, 32.3 mmol) and DMAP (131 mg, 1.08 mmol). After stirring at room temperature for 18 h, the suspension was filtered and washed with water and saturated aqueous NaCl

solution. The organic layer was dried over MgSO_4 and the solvent was removed under reduced pressure. Flash chromatography on silica gel (isohexane/EtOAc, 15:1) provided silyl ether **4** (7.73 g, 20.6 mmol, 96%) as a colorless oil.

Silyl ether **4**. R_f 0.33 (isohexane/EtOAc 15:1); IR 2998, 2952, 2929, 2856, 1995, 1508, 1485, 1473, 1401, 1361, 1293, 1255, 1207, 1146, 1093, 1060, 1034, 978, 937, 899, 831, 809, 774, 725, 663, 539 cm^{-1} ; ^1H NMR (CDCl_3) δ 0.00 (s, 6 H), 0.88 (s, 9 H), 2.94 (t, $J = 7.0$ Hz, 2 H), 3.80 (t, $J = 7.0$ Hz, 2 H), 3.85 (s, 3 H), 3.86 (s, 3 H), 6.81 (d, $J = 8.5$ Hz, 1 H), 6.98 (d, $J = 8.5$ Hz, 1 H); ^{13}C NMR (CDCl_3) δ -5.39 (CH_3), 18.32 (C), 25.94 (CH_3), 39.21 (CH_2), 56.14 (CH_3), 60.38 (CH_3), 62.73 (CH_2), 111.10 (CH), 120.31 (C), 126.22 (CH), 131.34 (C), 146.44 (C), 152.03 (C); MS (ESI) m/z 375 [$^{79}\text{M}+\text{H}$] $^+$, 377 [$^{81}\text{M}+\text{H}$] $^+$; Anal. Calcd for $\text{C}_{16}\text{H}_{27}\text{BrO}_3\text{Si}$: C, 51.19; H, 7.25. Found: C, 51.11; H, 7.23.

Addition of lithiated **4** to *p*-benzoquinone acetals **5**⁵ and **9**^{8,9} (typical procedure)

A solution of bromide **4** (1.15 g, 3.06 mmol) in THF (15 mL) was cooled to -78 $^\circ\text{C}$, and *n*-BuLi (1.1 M in hexanes, 2.7 mL, 2.95 mmol) was added dropwise over a period of 10 min. After further 20 min at -78 $^\circ\text{C}$, diphenylethylene acetal **5** (749 mg, 2.46 mmol), dissolved in THF (7 mL), was added dropwise over a period of 15 min. Stirring was continued for 4 h while the temperature was raised to -65 $^\circ\text{C}$. Then, the reaction mixture was diluted with EtOAc (7 mL) and allowed to warm to room temperature. Water (12 mL) was added, and the layers were separated. The aqueous layer was extracted with EtOAc (3x15 mL), and the combined organic layers were dried over MgSO_4 . The solvents were removed under reduced pressure, and flash chromatography on silica gel (pentane/EtOAc/ Et_3N , 10:1:0.005) was carried out to furnish tertiary alcohol **10** (673 mg, 1.12 mmol, 46%) as a colorless oil.

Diphenylethylene acetal **10**. R_f 0.19 (pentane/EtOAc, 10:1); $[\alpha]_D^{20}$ -20.3 (c 1.0 in CH_2Cl_2); IR 3390, 3031, 2949, 2930, 2883, 2856, 1728, 1478, 1409, 1361, 1252, 1200, 1151, 1112, 1080, 1006, 981, 962, 913, 832, 812, 776, 759, 698, 650, 528 cm^{-1} ; ^1H NMR (CDCl_3) δ -0.03 (s, 6 H), 0.83 (s, 9 H), 3.12–3.36 (m, 2 H), 3.70 (s, 3 H), 3.82 (s, 3 H), 3.84–3.90 (m, 2 H), 4.50 (br. s, 1 H), 4.81–4.91 (m, 2 H), 6.09 (d, $J = 10.2$ Hz, 2 H), 6.37 (d, $J = 10.2$ Hz, 2 H), 6.83 (d, $J = 8.5$ Hz, 1 H), 6.94 (d, $J = 8.5$ Hz, 1 H), 7.18–7.39 (m, 10 H); ^{13}C NMR (CDCl_3) δ -5.41 (CH_3), 18.40 (C), 25.96 (CH_3), 36.65 (CH_2), 55.81 (CH_3), 60.67 (CH_3), 65.78 (CH_2), 69.64 (C), 85.48 (CH), 99.81 (C), 111.70 (CH), 124.10 (CH), 124.64 (CH), 126.68 (CH), 126.79 (CH), 128.03 (CH), 128.21 (CH), 128.28 (CH), 128.37 (CH), 128.38 (CH), 130.98 (C), 135.38 (C), 136.55 (C), 136.86 (C), 137.21 (CH), 137.37 (CH), 147.41 (C), 151.58 (C); MS (ESI) m/z 601 [$\text{M}+\text{H}$] $^+$, 624 [$\text{M}+\text{Na}$] $^+$. HRMS m/z Calcd. for $\text{C}_{36}\text{H}_{44}\text{O}_6\text{Si}$ [M] $^+$: 600.2907. Found: 600.2888.

Ethylene acetal **11**. R_f 0.23 (pentane/EtOAc, 3:1); colorless oil; IR 3372, 3035, 2945, 2931, 2879, 2856, 1666, 1625, 1509, 1475, 1409, 1361, 1253, 1204, 1110, 1082, 1007, 958, 912, 888, 832, 812, 775, 727, 666 cm^{-1} ; ^1H NMR (CDCl_3) δ -0.03 (s, 6 H), 0.83 (s, 9 H), 3.20 (t, $J = 6.4$ Hz, 2 H), 3.68 (s, 3 H), 3.82 (s,

3 H), 3.85 (t, $J = 6.4$ Hz, 2 H), 4.07 (s, 4 H), 4.61 (br. s, 1 H), 5.77 (d, $J = 10.1$ Hz, 2 H), 6.25 (d, $J = 10.1$ Hz, 2 H, 12-H), 6.82 (d, $J = 8.5$ Hz, 1 H), 6.92 (d, $J = 8.5$ Hz, 1 H); ^{13}C NMR (CDCl_3) δ -5.44 (CH_3), 18.39 (C), 25.94 (CH_3), 36.49 (CH_2), 55.81 (CH_3), 60.60 (CH_3), 64.90 (CH_2), 65.09 (CH_2), 65.72 (CH_2), 69.56 (C), 99.23 (C), 111.71 (CH), 123.64 (CH), 127.97 (CH), 130.88 (C), 135.45 (C), 137.07 (CH), 147.39 (C), 151.55 (C); MS (ESI) m/z 449 $[\text{M}+\text{H}]^+$; HRMS m/z Calcd. for $\text{C}_{24}\text{H}_{36}\text{O}_6\text{Si}$ $[\text{M}]^+$: 448.2281. Found: 448.2300.

Methylation of tertiary alcohols **10** and **11** (typical procedure)

Alcohol **10** (234 mg, 0.39 mmol) was dissolved in THF (3 mL), and NaH (60%, 78 mg, 1.95 mmol) was added in small portions. After stirring for 15 min at room temperature, methyl iodide (50 μL , 0.80 mmol) was added dropwise, and stirring was continued at room temperature for 16 h. Then, water (2 mL) was added with caution under ice cooling. The resulting mixture was extracted with Et_2O (3x5 mL), and the combined extracts were dried over MgSO_4 . After evaporating the solvents in vacuo, dry column vacuum chromatography on silica gel (isohexane/ EtOAc / Et_3N , 10:1:0.01) gave methyl ether **12** (208 mg, 0.34 mmol, 87%) as a white foam.

Diphenylethylene acetal **12**. R_f 0.23 (pentane/ EtOAc , 3:1); $[\alpha]_D^{20}$ -15.9 (c 1.0 in CH_2Cl_2); IR 3061, 3031, 2952, 2931, 2855, 1677, 1475, 1408, 1361, 1292, 1253, 1199, 1115, 1091, 1054, 1023, 999, 957, 833, 810, 774, 753, 697, 651, 565 cm^{-1} ; ^1H NMR (CDCl_3) δ 0.03 (s, 6 H), 0.90 (s, 9 H), 3.12 (t, $J = 7.2$ Hz, 2 H), 3.23 (s, 3 H), 3.57 (s, 3 H), 3.81 (s, 3 H), 3.87 (t, $J = 7.2$ Hz, 2 H), 4.85 (d, $J = 8.5$ Hz, 1 H), 4.91 (d, $J = 8.5$ Hz, 1 H), 6.27 (s, 4 H), 6.80 (d, $J = 8.5$ Hz, 1 H), 7.00 (d, $J = 8.5$ Hz, 1 H), 7.19–7.38 (m, 10 H); ^{13}C NMR (CDCl_3) δ -5.25 (CH_3), 18.41 (C), 26.03 (CH_3), 38.32 (CH_2), 49.70 (CH_3), 55.82 (CH_3), 60.42 (CH_3), 65.94 (CH_2), 74.61 (C), 85.58 (CH), 85.65 (CH), 99.87 (C), 111.30 (CH), 126.54 (CH), 126.91 (CH), 127.25 (CH), 127.66 (CH), 128.24 (CH), 128.41 (CH), 128.43 (CH), 128.50 (CH), 131.52 (C), 133.58 (CH), 133.71 (CH), 135.11 (C), 136.49 (C), 136.83 (C), 147.43 (C), 151.67 (C); MS (ESI) m/z 615 $[\text{M}+\text{H}]^+$, 637 $[\text{M}+\text{Na}]^+$. Anal. Calcd for $\text{C}_{37}\text{H}_{46}\text{O}_6\text{Si}$: C, 72.28; H, 7.54. Found: C, 72.45; H, 7.64.

Ethylene acetal **13**. R_f 0.20 (pentane/ EtOAc , 3:1); yellowish oil; IR 3038, 2949, 2932, 2879, 2857, 1509, 1474, 1408, 1374, 1361, 1338, 1292, 1251, 1201, 1091, 1056, 999, 957, 833, 810, 773, 730, 666, 622, 587 cm^{-1} ; ^1H NMR (CDCl_3) δ 0.02 (s, 6 H), 0.89 (s, 9 H), 3.08 (t, $J = 7.3$ Hz, 2 H), 3.18 (s, 3 H), 3.54 (s, 3 H), 3.80 (s, 3 H), 3.85 (t, $J = 7.3$ Hz, 2 H), 4.09 (s, 4 H), 5.94 (d, $J = 10.2$ Hz, 2 H), 6.14 (d, $J = 10.2$ Hz, 2 H), 6.79 (d, $J = 8.5$ Hz, 1 H), 6.98 (d, $J = 8.5$ Hz, 1 H); ^{13}C NMR (CDCl_3) δ -5.26 (CH_3), 18.39 (C), 26.01 (CH_3), 38.29 (CH_2), 49.44 (CH_3), 55.81 (CH_3), 60.24 (CH_3), 65.05 (CH_2), 65.17 (CH_2), 65.91 (CH_2), 74.50 (C), 99.23 (C), 111.27 (CH), 126.71 (CH), 128.49 (CH), 131.44 (C), 133.39 (CH), 135.10 (C), 147.35 (C), 151.63 (C); MS (ESI) m/z 463 $[\text{M}+\text{H}]^+$. Anal. Calcd for $\text{C}_{25}\text{H}_{38}\text{O}_6\text{Si}$: C, 64.90; H, 8.28. Found: C, 64.87; H, 8.34.

Desilylation with TBAF (typical procedure)

Silyl ether **12** (508 mg, 0.83 mmol) was dissolved in THF (8 mL), and TBAF (1 M in THF, 1.0 mL, 1.00 mmol) was added dropwise. The solution was stirred at room temperature for 15 h. Then, water (5 mL) and saturated aqueous NH₄Cl solution (2 mL) were added and the mixture was extracted with Et₂O (3x10 mL). The combined extracts were dried over MgSO₄ and the solvents removed under reduced pressure. The crude product was purified by dry column vacuum chromatography (isohexane/EtOAc, 10:1 to 1:2) to furnish the primary alcohol **14** (374 mg, 0.75 mmol, 90%) as a white foam.

Diphenylethylene acetal **14**. R_f 0.23 (pentane/EtOAc, 1:1); [α]_D²⁰ -23.8 (*c* 1.0 in CH₂Cl₂); IR 3386, 3061, 3028, 2927, 1674, 1475, 1452, 1407, 1361, 1242, 1200, 1153, 1114, 1094, 1049, 997, 955, 867, 809, 752, 697, 650, 564, 528 cm⁻¹; ¹H NMR (CDCl₃) δ 2.91 (br. t, *J* = 4.9 Hz, 1 H), 3.12–3.19 (m, 2 H), 3.28 (s, 3 H), 3.60 (s, 3 H), 3.82 (s, 3 H), 3.87–3.96 (m, 2 H), 4.85 (d, *J* = 8.5 Hz, 1 H), 4.91 (d, *J* = 8.5 Hz, 1 H), 6.20 (d, *J* = 10.2 Hz, 2 H), 6.31 (d, *J* = 10.2 Hz, 2 H), 6.86 (d, *J* = 8.5 Hz, 1 H), 7.02 (d, *J* = 8.5 Hz, 1 H), 7.17–7.44 (m, 10 H); ¹³C NMR (CDCl₃) δ 36.87 (CH₂), 49.45 (CH₃), 55.82 (CH₃), 60.33 (CH₃), 64.80 (CH₂), 75.07 (C), 85.61 (CH), 85.67 (CH), 99.67 (C), 111.96 (CH), 126.52 (CH), 126.89 (CH), 127.76 (CH), 127.85 (CH), 128.09 (CH), 128.09 (CH), 128.30 (CH), 128.43 (CH), 128.49 (CH), 128.52 (CH), 131.25 (C), 133.09 (CH), 133.21 (CH), 135.04 (C), 136.33 (C), 136.65 (C), 147.44 (C), 151.82 (C); MS (ESI) *m/z* 501 [M+H]⁺, 523 [M+Na]⁺. HRMS *m/z* Calcd. for C₃₁H₃₂O₆ [M]⁺: 500.2199. Found: 500.2170.

Ethylene acetal **15**. R_f 0.36 (pentane/EtOAc, 1:2); colorless oil; IR 3361, 3089, 2986, 2936, 2933, 1698, 1659, 1612, 1478, 1457, 1409, 1360, 1302, 1276, 1174, 1122, 1095, 1050, 1004, 963, 926, 911, 866, 814, 710, 673 cm⁻¹; ¹H NMR (CDCl₃) δ 2.92 (br. t, *J* = 4.8 Hz, 1 H), 3.10 (t, *J* = 6.2 Hz, 2 H), 3.22 (s, 3 H), 3.56 (s, 3 H), 3.81 (s, 3 H), 3.88 (td, *J* = 4.8, 6.2 Hz, 2 H), 4.09 (s, 4 H), 5.97 (d, *J* = 10.4 Hz, 2 H), 6.07 (d, *J* = 10.4 Hz, 2 H), 6.84 (d, *J* = 8.5 Hz, 1 H), 6.99 (d, *J* = 8.5 Hz, 1 H); ¹³C NMR (CDCl₃) δ 36.86 (CH₂), 49.19 (CH₃), 55.81 (CH₃), 60.17 (CH₃), 64.77 (CH₂), 65.09 (CH₂), 65.23 (CH₂), 74.98 (C), 99.07 (C), 111.94 (CH), 127.22 (CH), 127.83 (CH), 131.16 (C), 132.88 (CH), 135.04 (C), 147.39 (C), 151.79 (C); MS (ESI) *m/z* 349 [M+H]⁺. HRMS *m/z* Calcd. for C₁₉H₂₄NaO₆ [M+Na]⁺: 371.1465. Found: 371.1465.

Dess–Martin oxidation of primary alcohols 14 and 15 (typical procedure)

A stirred solution of alcohol **14** (345 mg, 0.69 mmol) in CH₂Cl₂ (7 mL) was treated with NaHCO₃ (174 mg, 2.07 mmol) and Dess–Martin periodinane (351 mg, 0.83 mmol). The reaction mixture was stirred at room temperature for 1.5 h. Then, Et₂O (5 mL) was added and after further stirring for 30 min, the suspension was filtered over a plug of celite. The solvents were removed *in vacuo* and the resulting crude product was purified by dry column vacuum chromatography (isohexane/EtOAc, 2:1) to afford aldehyde **3** (331 mg, 0.66 mmol, 96%) as a white foam.

Diphenylethylene acetal **3**. R_f 0.57 (pentane/EtOAc, 2:1); mp 75–78 °C; $[\alpha]_D^{20}$ –31.8 (c 1.0 in CH_2Cl_2); IR 3061, 3035, 2937, 2831, 2721, 1721, 1652, 1476, 1456, 1414, 1362, 1266, 1242, 1199, 1153, 1115, 1094, 1053, 996, 957, 868, 808, 753, 698, 649, 564, 528 cm^{-1} ; ^1H NMR (CDCl_3) δ 3.12 (s, 3 H), 3.67 (s, 3 H), 3.75–3.78 (m, 2 H), 3.83 (s, 3 H), 4.84 (d, $J = 8.5$ Hz, 1 H), 4.92 (d, $J = 8.5$ Hz, 1 H), 6.01 (d, $J = 10.2$ Hz, 1 H), 6.02 (d, $J = 10.2$ Hz, 1 H), 6.32 (d, $J = 10.2$ Hz, 2 H), 6.84 (d, $J = 8.5$ Hz, 1 H), 6.90 (d, $J = 8.5$ Hz, 1 H), 7.12–7.61 (m, 10 H), 9.62 (t, $J = 1.5$ Hz, 1 H); ^{13}C NMR (CDCl_3) δ 48.71 (CH_3), 50.67 (CH_2), 55.72 (CH_3), 60.46 (CH_3), 74.94 (C), 85.61 (CH), 85.62 (CH), 99.64 (C_q , 14-C), 111.46 (CH, 6-C), 125.19 (C), 126.55 (CH), 126.89 (CH), 128.27 (CH), 128.40 (CH), 128.45 (CH), 128.48 (CH), 128.51 (CH), 128.79 (CH), 129.23 (CH), 132.63 (CH), 132.83 (CH), 135.22 (C), 136.32 (C), 136.65 (C), 147.84 (C), 152.84 (C), 200.49 (CH); MS (ESI) m/z 499 $[\text{M}+\text{H}]^+$, 521 $[\text{M}+\text{Na}]^+$. HRMS m/z Calcd. for $\text{C}_{31}\text{H}_{30}\text{O}_6$ $[\text{M}]^+$: 498.2042. Found: 598.2058.

Ethylene acetal **16**. R_f 0.44 (Et_2O); yellowish solid; mp 64 °C; IR 3035, 2939, 2883, 2826, 2707, 1711, 1652, 1509, 1477, 1458, 1414, 1304, 1265, 1242, 1209, 1113, 1092, 1046, 1010, 995, 952, 811, 765, 685, 664, 645, 623, 585, 567 cm^{-1} ; ^1H NMR (CDCl_3) δ 3.06 (s, 3 H), 3.63 (s, 3 H), 3.72 (d, $J = 1.5$ Hz, 2 H), 3.81 (s, 3 H), 4.07–4.11 (m, 4 H), 5.89 (d, $J = 10.2$ Hz, 2 H), 5.99 (d, $J = 10.2$ Hz, 2 H), 6.82 (d, $J = 8.3$ Hz, 1 H), 6.88 (d, $J = 8.3$ Hz, 1 H), 9.58 (t, $J = 1.5$ Hz, 1 H); ^{13}C NMR (CDCl_3) δ 48.44 (CH_3), 50.65 (CH_2), 55.73 (CH_3), 60.34 (CH_3), 65.07 (CH_2), 65.24 (CH_2), 74.85 (C), 99.05 (C), 111.47 (CH), 125.13 (C), 127.93 (CH), 129.19 (CH), 132.47 (CH), 135.22 (C), 147.82 (C), 152.83 (C), 200.47 (CH); MS (ESI) m/z 347 $[\text{M}+\text{H}]^+$. Anal. Calcd for $\text{C}_{19}\text{H}_{22}\text{O}_6$: C, 51.19; H, 7.25. Found: C, 51.11; H, 7.23.

Nitronc cycloaddition (typical procedure)

In MeCN (1 mL), a suspension of MeNHOH·HCl (18 mg, 0.21 mmol), NaHCO_3 (49 mg, 0.58 mmol) and MgSO_4 (75 mg, 0.62 mmol) was stirred for 10 min at room temperature and was then cooled to 0 °C. The aldehyde **3** (97 mg, 0.20 mmol) was added and after complete conversion of **3** (ca. 25 min), the reaction mixture was diluted with CH_2Cl_2 (10 mL), warmed to room temperature and stirred for 16 h. Then, the solids were removed by filtration and the solvents were removed under reduced pressure. Purification by flash chromatography on silica gel (isohexane/EtOAc, 2:1) furnished a mixture of the desired *trans* isoxazolidines **19a** and **19b** (**a/b** = 1:1.2, 42 mg, 72 μmol , 37%) as well as a mixture of the *cis* isoxazolidines **20a** and **20b** (**a/b** = 2.9:1, 17 mg, 23 μmol , 12%), both as brown oils.

Nitronc cycloaddition starting from diphenylethylene acetal **3**

Trans isoxazolidines **19a** and **19b**: R_f 0.09 (pentane/EtOAc, 2:1); IR 3088, 3031, 2934, 2850, 1753, 1483, 1457, 1410, 1392, 1308, 1272, 1237, 1179, 1142, 1058, 973, 912, 806, 789, 765, 729, 698, 648, 606, 586, 528 cm^{-1} ; ^1H NMR (CDCl_3) δ 2.74–2.80 (m, 1 H [**a**], 2 H [**b**]), 2.82–2.90 (m, 1 H [**a**], 1 H [**b**]), 2.85 (s, 3 H [**a**], 3 H [**b**]), 2.92–2.99 (m, 1 H [**a**], 1 H [**b**]), 3.09 (ddd as td, $J = 4.7, 11.9$ Hz, 1 H [**a**]), 3.33 (s, 3 H

[a/b]), 3.34 (s, 3 H [a/b]), 3.86 (s, 3 H [b]), 3.87 (s, 3 H [a]), 3.90 (s, 3 H [b]), 3.90 (s, 3 H [a]), 4.70 (d, $J = 8.7$ Hz, 1 H [a]), 4.79 (d, $J = 8.7$ Hz, 1 H [b]), 4.87 (d, $J = 6.8$ Hz, 1 H [a], 1 H [b]), 5.09 (d, $J = 8.7$ Hz, 1 H [b]), 5.14 (d, $J = 8.7$ Hz, 1 H [a]), 6.01 (d, $J = 10.5$ Hz, 1 H [a]), 6.12 (d, $J = 10.5$ Hz, 1 H [b]), 6.76 (dd, $J = 1.3, 10.5$ Hz, 1 H [b]), 6.82–6.90 (m, 2 H [a], 2 H [b]), 6.85 (dd, $J = 1.3, 10.5$ Hz, 1 H [a]), 7.15–7.19 (m, 2 H [a]), 7.20–7.23 (m, 2 H [b]), 7.27–7.36 (m, 8 H [a]; 6 H [b]), 7.49–7.52 (m, 2 H [b]); ^{13}C NMR (CDCl_3) δ 34.00 (CH_2 [a/b]), 34.14 (CH_2 [a/b]), 43.73 (CH_3 [a]), 44.38 (CH_3 [b]), 51.35 (CH_3 [a/b]), 51.47 (CH_3 [a/b]), 52.82 (CH [a+b]), 55.93 (CH_3 [a/b]), 55.97 (CH_3 [a/b]), 60.75 (CH_3 [a/b]), 60.79 (CH_3 [a/b]), 63.21 (CH [a]), 63.94 (CH [b]), 76.81 (C [b]), 77.12 (C [a]), 78.53 (CH [b]), 79.02 (CH [a]), 84.57 (CH [b]), 84.74 (CH [a]), 86.27 (CH [a]), 87.00 (CH [b]), 101.92 (C [b]), 102.25 (C [a]), 113.02 (CH [a/b]), 113.09 (CH [a/b]), 124.77 (CH [a/b]), 124.89 (CH [a/b]), 126.28 (CH [b]), 126.71 (CH [a]), 127.24 (CH [a]), 128.21–128.54 (3x CH [a], C [a], 2x CH [b], C [b]), 128.76 (CH [b]), 128.82 (CH [b]), 129.82 (CH , C [a]), 130.04 (CH , C [b]), 131.05 (CH [a+b]), 131.83 (C [a/b]), 131.91 (C [a/b]), 135.40 (C [b]), 135.87 (C [a/b]), 136.00 (2x C [a]), 136.51 (C [b]), 149.23 (C [a/b]), 149.42 (C [a/b]), 152.53 (C [a/b]), 152.59 (C [a/b]); MS (ESI) m/z 528.3 [$\text{M}+\text{H}$] $^+$. HRMS m/z Calcd. for $\text{C}_{32}\text{H}_{33}\text{NO}_6$ [M] $^+$: 527.2308. Found: 527.2298.

Cis isoxazolidines **20a** and **20b**: R_f 0.18 (pentane/EtOAc, 2:1); IR 3058, 3032, 2929, 2851, 2247, 1728, 1488, 1456, 1413, 1363, 1267, 1238, 1176, 1117, 1071, 1041, 1022, 911, 869, 820, 804, 757, 728, 698, 647 cm^{-1} ; ^1H NMR (CDCl_3) δ 2.76 (s, 3 H [b]), 2.82 (s, 3 H [a]), 2.91–3.00 (m, 2 H [a], 2 H [b]), 3.12 (s, 3 H [b]), 3.16 (s, 3 H [a]), 3.22–3.28 (m, 1 H [b]), 3.29–3.36 (m, 1 H [a]), 3.54 (dd, $J = 7.5, 11.3$ Hz, 1 H [b]), 3.55 (dd, $J = 7.9, 11.3$ Hz, 1 H [a]), 3.73 (s, 3 H [b]), 3.77 (s, 3 H [b]), 3.83 (s, 3 H [a]), 3.88 (s, 3 H [a]), 4.53 (d, $J = 8.3$ Hz, 1 H [a]), 4.59 (d, $J = 8.8$ Hz, 1 H [b]), 4.64 (d, $J = 11.3$ Hz, 1 H [b]), 4.74 (d, $J = 11.3$ Hz, 1 H [a]), 4.90 (d, $J = 8.8$ Hz, 1 H [b]), 5.04 (d, $J = 8.3$ Hz, 1 H [a]), 5.85 (d, $J = 10.3$ Hz, 1 H [a]), 6.05 (d, $J = 10.3$ Hz, 1 H [b]), 6.69–6.77 (m, 4 H [a], 2 H [b]), 6.90 (d, $J = 10.3$ Hz, 1 H [b]), 6.91 (d, $J = 10.3$ Hz, 1 H [a]), 7.06–7.11 (m, 2 H [a]), 7.11–7.19 (2 H [a], 2 H [b]), 7.21–7.24 (m, 2 H [b]), 7.26–7.35 (m, 5 H [a], 6 H [b]), 7.36–7.40 (m, 2 H [a]); ^{13}C NMR (CDCl_3) δ 31.07 (CH_2 [a+b]), 44.37 (CH_3 [a+b]), 48.91 (CH [a+b]), 50.52 (CH_3 [b]), 50.65 (CH_3 [a]), 55.69 (CH_3 [b]), 55.79 (CH_3 [a]), 59.92 (CH_3 [a]), 60.13 (CH_3 [b]), 64.15 (CH [a+b]), 76.03 (C [b]), 76.29 (C [a]), 79.33 (CH [a+b]), 85.41 (2x CH [a], CH [b]), 86.00 (CH [b]), 104.10 (C [a+b]), 112.34 (CH [a+b]), 123.51 (CH [b]), 123.81 (CH [a]), 125.95 (CH [a]), 126.53 (CH [b]), 126.90 (CH [b]), 127.04 (CH [a]), 127.45 (CH [a]), 127.74–127.85 (2x CH [a], CH [b]), 128.32–238.53 (3x CH [a], 4x CH [b]), 128.93 (C [a+b]), 130.33 (C [a+b]), 136.32 (C [b]), 136.47 (C [a]), 136.60 (C [a] + C [b]), 137.11 (C [a]), 138.90 (CH [a]), 139.23 (CH [b]), 148.10 (C [a+b]), 151.56 (C [a+b]); MS (ESI) m/z 528.3 [$\text{M}+\text{H}$] $^+$. HRMS m/z Calcd. for $\text{C}_{32}\text{H}_{33}\text{NO}_6$ [M] $^+$: 527.2308. Found: 527.2309.

Nitrone cycloaddition starting from ethylene acetal 16

Trans isoxazolidine **17**: R_f 0.28 (EtOAc); yellow solid; mp 112–114 °C; IR 3384, 3088, 3045, 2975, 2938, 2836, 1670, 1483, 1457, 1412, 1394, 1310, 1273, 1237, 1182, 1129, 1068, 1043, 1009, 969, 949, 873, 806, 791, 744, 675, 604 cm^{-1} ; ^1H NMR (CDCl_3) δ 2.74 (dd, $J = 11.0, 14.2$ Hz, 1 H), 2.82–2.92 (m, 3 H), 2.89 (s, 3 H), 3.25 (s, 3 H), 3.85 (s, 3 H), 3.87 (s, 3 H), 3.94–3.99 (m, 1 H), 3.99–4.02 (m, 1 H), 4.08–4.12 (m, 1 H), 4.12–4.17 (m, 1 H), 4.53 (d, $J = 6.6$ Hz, 1 H), 5.70 (d, $J = 10.5$ Hz, 1 H), 6.73 (dd, $J = 1.6, 10.5$ Hz, 1 H), 6.85 (d, $J = 8.5$ Hz, 1 H), 6.87 (d, $J = 8.5$ Hz, 1 H); ^{13}C NMR (CDCl_3) δ 34.09 (CH_2), 43.69 (CH_3), 51.22 (CH_3), 52.48 (CH), 55.91 (CH_3), 60.69 (CH_3), 63.53 (CH), 64.58 (CH_2), 66.07 (CH_2), 77.20 (C), 78.62 (CH), 101.48 (C), 113.01 (CH), 124.79 (CH), 128.29 (C), 129.21 (CH), 131.64 (C), 131.76 (CH), 149.25 (C), 152.47 (C); MS (ESI) m/z 376.2 $[\text{M}+\text{H}]^+$. HRMS m/z Calcd. for $\text{C}_{20}\text{H}_{25}\text{NO}_6$ $[\text{M}]^+$: 375.1682. Found: 375.1681.

Cis isoxazolidine **18**: R_f 0.43 (EtOAc); yellow solid; mp 137–139 °C; IR 2932, 2891, 2834, 1721, 1508, 1483, 1455, 1421, 1388, 1362, 1289, 1263, 1228, 1186, 1115, 1064, 1042, 1022, 1009, 981, 955, 911, 878, 837, 795, 756, 721, 702, 675, 650, 625, 577, 551 cm^{-1} ; ^1H NMR (CDCl_3) δ 2.73 (s, 3 H), 2.80–2.90 (m, 1 H), 2.97–3.04 (m, 1 H), 3.06 (s, 3 H), 3.14–3.21 (m, 1 H), 3.44 (dd, $J = 7.9, 11.5$ Hz, 1 H), 3.78 (s, 3 H), 3.80 (ddd as td, $J = 4.9, 6.8$ Hz, 1 H), 3.82 (s, 3 H), 3.86 (ddd as q, $J = 6.8$ Hz, 1 H), 3.98 (ddd as q, $J = 6.8$ Hz, 1 Hz), 4.06 (ddd as td, $J = 4.9, 6.8$ Hz, 1 H), 4.49 (d, $J = 11.5$ Hz, 1 H), 5.68 (d, $J = 10.5$ Hz, 1 H), 6.80 (d, $J = 10.5$ Hz, 1 H), 6.81 (s, 2 H); ^{13}C NMR (CDCl_3) δ 29.67 (CH_2), 44.20 (CH_3), 50.37 (CH_3), 50.67 (CH), 55.65 (CH_3), 59.83 (CH_3), 64.90 (CH), 64.96 (CH_2), 66.37 (CH_2), 75.72 (C), 78.87 (CH), 103.88 (C), 112.29 (CH), 123.91 (CH), 125.46 (CH), 128.55 (C), 129.96 (C), 138.61 (CH), 148.30 (C), 151.62 (C); MS (ESI) m/z 376.2 $[\text{M}+\text{H}]^+$. HRMS m/z Calcd. for $\text{C}_{20}\text{H}_{25}\text{NO}_6$ $[\text{M}]^+$: 375.1682. Found: 375.1692.

Allylic rearrangement of the mixture of 19a and 19b

To a solution of isoxazolidines **19a** and **19b** (1:1.2, 15 mg, 28 μmol) in MeCN (0.25 mL) and water (0.25 mL) was added diluted hydrochloric acid (2 M, 0.1 mL, 0.20 mmol). The solution was stirred at 75 °C for 4 h. Then, water (0.5 mL) was added, and the mixture was extracted with CH_2Cl_2 (3x2 mL). The combined extracts were washed with aqueous NaOH solution (2 N, 3 mL) and saturated aqueous NaCl solution (3 mL) and dried over MgSO_4 . After removal of the solvents under reduced pressure, flash chromatography on silica gel (pentane/EtOAc, 1:3) provided the allylic alcohols **21a** and **21b** as a white solid (**a/b** = 1:1.2, 12 mg, 28 μmol , 82%), among which a fraction enriched in **21a** ($dr = 9:1$, 2.9 mg, 5.7 μmol) as well as a fraction enriched in **21b** ($dr = 2.5:1$, 4.1 mg, 8.0 μmol) could be obtained.

Allylic alcohol **21a**: R_f 0.31 (EtOAc/pentane, 3:1); IR (mixture of diastereomers): 3450, 3031, 2924, 2850, 1478, 1450, 1431, 1374, 1310, 1281, 1254, 1174, 1153, 1082, 1049, 1016, 991, 907, 868, 830, 803, 764,

729, 698, 648, 628, 595, 556, 528 cm^{-1} ; ^1H NMR (CDCl_3) δ 2.54 (d, $J = 1.9$ Hz, 1 H), 2.85 (s, 3 H), 2.87 (dd, $J = 10.9, 13.9$ Hz, 1 H), 2.95–3.03 (m, 2 H), 3.29 (ddd, $J = 1.8, 8.8, 11.3$ Hz, 1 H), 3.83 (s, 3 H), 3.87 (s, 3 H), 4.40 (dd, $J = 1.9, 6.4$ Hz, 1 H), 4.72 (d, $J = 8.7$ Hz, 1 H), 4.96 (d, $J = 8.8$ Hz, 1 H), 5.25 (d, $J = 8.7$ Hz, 1 H), 6.83 (d, $J = 8.7$ Hz, 1 H), 6.89 (d, $J = 8.5$ Hz, 1 H), 7.10–7.13 (m, 2 H), 7.17 (dd, $J = 1.8, 6.4$ Hz, 1 H), 7.25–7.28 (m, 3 H), 7.35–7.37 (m, 3 H), 7.39–7.42 (m, 2 H); ^{13}C NMR (CDCl_3) δ 33.79 (CH_2), 44.17 (CH_3), 52.36 (CH), 56.10 (CH_3), 59.91 (CH_3), 66.85 (CH), 70.03 (CH), 75.07 (CH), 84.81 (CH), 87.52 (CH), 107.49 (C), 112.48 (CH), 122.56 (CH), 125.30 (CH), 126.42 (CH), 127.48 (CH), 127.87 (C), 128.38 (CH), 128.42 (CH), 128.54 (CH), 128.70 (CH), 128.81 (C), 135.84 (C), 136.12 (C), 148.27 (C), 151.75 (C); MS (ESI; mixture of diastereomers) m/z 514.3 $[\text{M}+\text{H}]^+$. HRMS (mixture of diastereomers) m/z Calcd. for $\text{C}_{31}\text{H}_{31}\text{NO}_6$ $[\text{M}]^+$: 513.2151. Found: 513.2132.

Allylic alcohol **21b**: R_f 0.27 (EtOAc/pentane, 3:1); IR see **21a**; ^1H NMR (CDCl_3) δ 2.59 (br. s, 1 H), 2.82–2.93 (m, 2 H), 2.95–3.04 (m, 1 H), 2.97 (s, 3 H), 3.25–3.31 (m, 1 H), 3.82 (s, 3 H), 3.85 (s, 3 H), 4.43 (d, $J = 6.4$ Hz, 1 H), 4.84 (d, $J = 9.0$ Hz, 1 H), 4.98 (d, $J = 9.3$ Hz, 1 H), 5.14 (d, $J = 9.0$ Hz, 1 H), 6.82 (d, $J = 8.3$ Hz, 1 H), 6.89 (d, $J = 8.3$ Hz, 1 H), 7.15 (dd, $J = 1.9, 6.4$ Hz, 1 H), 7.24–7.31 (m, 5 H), 7.32–7.38 (m, 3 H), 7.39–7.45 (m, 2 H); ^{13}C NMR (CDCl_3) δ 33.61 (CH_2), 43.51 (CH_3), 52.28 (CH), 56.09 (CH_3), 59.82 (CH_3), 66.62 (CH), 70.43 (CH), 74.44 (CH), 85.59 (CH), 86.77 (CH), 106.94 (C), 112.54 (CH), 122.90 (CH), 125.30 (CH), 126.80 (CH), 127.81 (CH), 128.03 (C), 128.22 (CH), 128.57 (CH), 128.62 (CH), 128.70 (CH), 128.82 (C), 135.45 (2x C), 136.36 (C), 148.45 (C), 151.75 (C); MS (ESI) see **21a**. HRMS see **21a**.

ACKNOWLEDGEMENTS

This paper is dedicated with our best wishes to Professor Masakatsu Shibasaki on the occasion of his 70th birthday.

REFERENCES

1. WHO Model List of Essential Medicines, 19th List (April 2015), World Health Organization: www.who.int/medicines/publications/essentialmedicines/en/ (accessed on 16/09/2016).
2. Reviews: a) J. W. Reed and T. Hudlicky, *Acc. Chem. Res.*, 2015, **48**, 674; b) U. Rinner and T. Hudlicky, *Top. Curr. Chem.*, 2011, **309**, 33; c) N. Chida, *Top. Curr. Chem.*, 2010, **299**, 1.
3. T. Erhard, G. Ehrlich, and P. Metz, *Angew. Chem.*, 2011, **123**, 3979; *Angew. Chem. Int. Ed.*, 2011, **50**, 3892.
4. a) P. de March, M. Figueredo, J. Font, and S. Rodriguez, *Tetrahedron*, 2000, **56**, 3603; b) R. Alibés, F. Busqué, P. de March, M. Figueredo, J. Font, M. E. Gambino, and B. A. Keay, *Tetrahedron: Asymmetry*, 2001, **12**, 1747.

5. P. de March, M. Escoda, M. Figueredo, J. Font, A. Alvarez-Larena, and J. F. Piniella, *J. Org. Chem.*, 1995, **60**, 3895.
6. S. E. Hazlet and R. J. Brotherton, *J. Org. Chem.*, 1962, **27**, 3253.
7. A. K. Sinhababu and R. T. Borchardt, *J. Org. Chem.*, 1983, **48**, 2356.
8. A. Pelter and S. M. A. Elgandy, *J. Chem. Soc., Perkin Trans. 1*, 1993, 1891.
9. M. C. Pirrung and D. S. Nunn, *Tetrahedron Lett.*, 1992, **33**, 6591.
10. H. Häuser, EP0377850 (B1), 10.05.1995.
11. F. M. Lipton, M. C. Sorensen, C. A. Sadler, and H. R. Shapiro, *J. Organomet. Chem.*, 1980, **186**, 155.
12. D. S. Pedersen and C. Rosenbohm, *Synthesis*, 2001, 2431.