

HETEROCYCLES, Vol. 92, No. 10, 2016, pp. 1803 - 1809. © 2016 The Japan Institute of Heterocyclic Chemistry  
Received, 21st June, 2016, Accepted, 17th August, 2016, Published online, 6th September, 2016  
DOI: 10.3987/COM-16-13524

## EXPLORING THE SYNTHESIS OF DECEPTIVELY SIMPLE BIGINELLI PRODUCTS THROUGH *N*-CN BOND CLEAVAGE<sup>†</sup>

Juan Jesús Nolasco Fidencio,<sup>a</sup> Hulme Ríos-Guerra,<sup>b\*</sup> Gilberto González-Villanueva,<sup>b</sup> José Guillermo Penieres-Carrillo,<sup>b</sup> Gustavo Guevara Balcázar,<sup>a</sup> Ma. Inés Nicolás-Vázquez,<sup>b</sup> and Francisco Delgado<sup>c</sup>

<sup>a</sup>Higher School of Medicine, Postgraduate and Research Department, IPN, Plan de San Luis y Díaz Mirón, Col. Santo Tomás, Postcode 11340, México D.F., México

<sup>b</sup>Faculty of Higher Cuautitlan Studies, Chemistry Science Department, UNAM, Av. 1° de Mayo s/n Sta. Ma. Gpe. las Torres, Postcode 54740, Cuautitlán Izcalli, México; E-mail: hulmerg@yahoo.com

<sup>c</sup>National School of Biological Science, Organic Chemistry Department, IPN, Prolongación Carpio y Plan de Ayala, Casco de Santo Tomás, Postcode 11340, México D. F., México

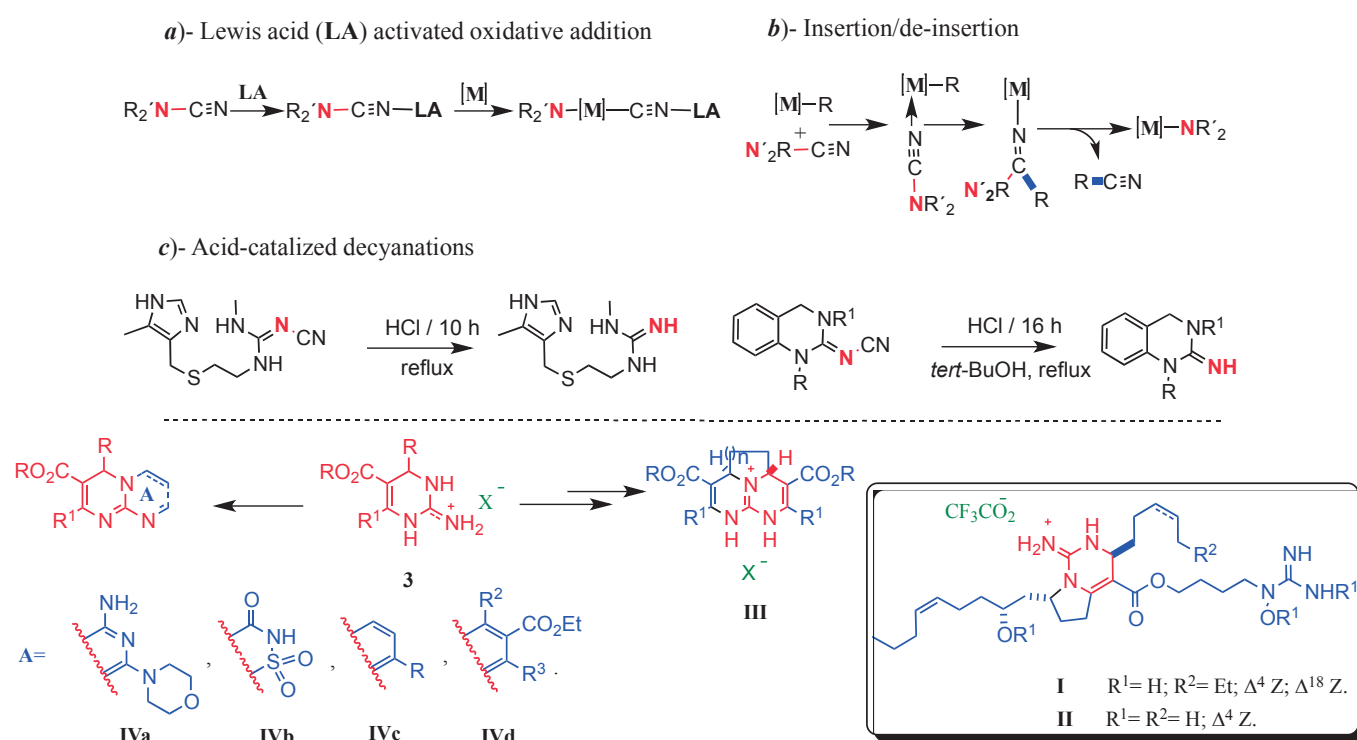
<sup>†</sup>This work is dedicated to the memory of Professor Raul Ríos Jiménez.

**Abstract** – Brønsted-Lowry acid-promoted cleavage of the *N*-CN bond in 2-cyanoimino-3,4-dihydro-(1*H*)-pyrimidine is described. Formic acid efficiently activates cyclic *N*-cyanoguanidines through an *O*-formylisourea reactive intermediate, leading to chemospecific *N*-CN bond cleavage of the cyanoimine moiety. This low environmental-load method provides step- and atom-economical access to difficult-to-obtain acid-sensitive Biginelli products in excellent yields.

## INTRODUCTION

Cyanamides ( $R^1R^2N-CN$ ) and cyanoimines ( $R^1R^2C=N-CN$ ) are valuable building blocks in organic chemistry.<sup>1</sup> Although many reactions at the cyano group have been explored,<sup>1b</sup> methods for cleaving the *N*-CN bond in compounds containing an cyanamide and cyanoimine groups are rare, presumably due to extended conjugation and tautomerization effects that make it strong and not readily broken. Because of this challenge, catalytic cleavage of the *N*-CN bond in cyanamide using either well-designed transition

metal catalysts or metal-free Lewis acids [for example,  $\text{CpFe}(\text{CO})_2\text{Me}$ ,  $\text{CpMo}(\text{CO})_3\text{Me}$  and  $\text{B}(\text{C}_6\text{F}_5)_3$ ] has only recently been reported (Figure 1a and 1b).<sup>2</sup> Cleavage of this bond in azaheterocycles containing an cyanoimine functional group is even rarer and sparsely documented. However,  $\text{CF}_3\text{CO}_2\text{H}$  and  $\text{HCl}$  are among the few known useful Brønsted-Lowry acids used to cleave the N-CN bond in *N*-cyanosulfoximines and *N*-cyanoguanidines, respectively.<sup>3</sup> Although hydrochloric acid has been used in the preparation of some acyclic and cyclic-guanidines (Figure 1c), their major limitations result from its incompatibility with substrates having sensitivity functionality.



**Figure 1.** Disclosed approaches for the C-N bond cleavage in cyanamides (a-b) and cyanoimines (c). An overview of heterocycles (III-IVa-d) synthesized from **3** and natural alkaloids (I-III) featuring dihydropyrimidine core.

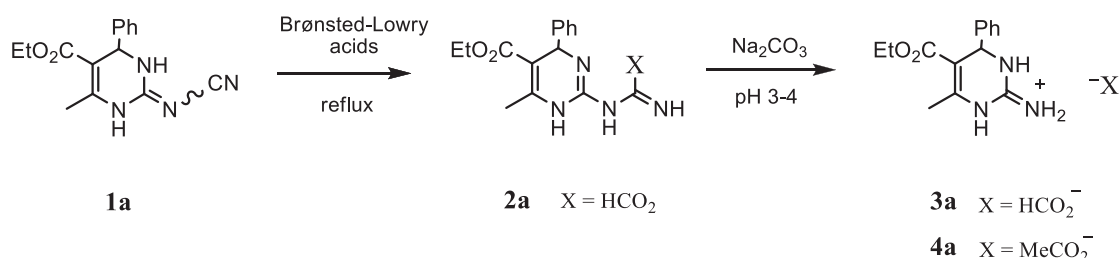
Accordingly, herein we present a simple and inexpensive methodology for cleaving the N-CN bond in 2-cyanoiminopyrimidine using mild Brønsted-Lowry acid. In addition, the developed methodology is used to prepare difficult-to-obtain acid-sensitive Biginelli products featuring 2-imino-3,4-dihydro-(1*H*)-pyrimidine salt framework **3**. This skeleton has been found embedded in the structure of marine alkaloid stimulator of NO production *e.g.* uropocidins A (**I**) and B (**II**).<sup>4</sup> Thereby, this class of azaheterocycles has attracted attention as key building block for assembling structurally complex natural guanidine alkaloids (*e.g.* triazaacenaphthalene type **III**) and to synthesize small libraries of highly nitrogenous heterocycles **IVa-d** (Figure 1).<sup>5</sup> To the best of our knowledge, the direct Biginelli reaction fails to produce such products. Furthermore, we explore the scope of this protocol in the preparation of

2-amino- and 2-guanidino-1,4-dihydropyrimidine compounds. Notably, this strategy avoids double Biginelli product formation<sup>6</sup> while improving the overall yields of **3** compared to other Biginelli-like strategies, based on pyrazole carboxamide or triazone-protected guanidine and resin-bound isothiourea Biginelli adduct.<sup>7</sup> Most importantly, this strategy avoids the use of expensive tailored catalysts and elaborate multi-step synthetic methodologies and tedious work-up.

## RESULTS AND DISCUSSION

We first examined the N-CN bond cleavage reaction using several Brønsted-Lowry acids, as outlined in Table 1. Preliminary NMR analysis of the crude reaction provided no evidence of N-CN bond cleavage when **1a**<sup>8</sup> (1 mmol) was reacted with HCl (5 mL) under Durant's condition<sup>3a</sup> (Table 1, entry 1); rather, it revealed a complex mixture of products. In-depth spectroscopic analyses supported the ready formation of the hydration product **5a** [2-(N-carbamoylamino)-1,4-dihydropyrimidine], which was isolated in 88% yield following quenching of the crude reaction with Na<sub>2</sub>CO<sub>3</sub> (Scheme 1, Path A, step 1). These results suggest an initial efficient hydrolysis reaction, followed by a degradative hydrolytic rupture as a result of the extended reaction time and the harsh acidic conditions.

**Table 1.** Brønsted acid promoter screen for N-CN bond cleavage in 2-cyanoimine **1a**



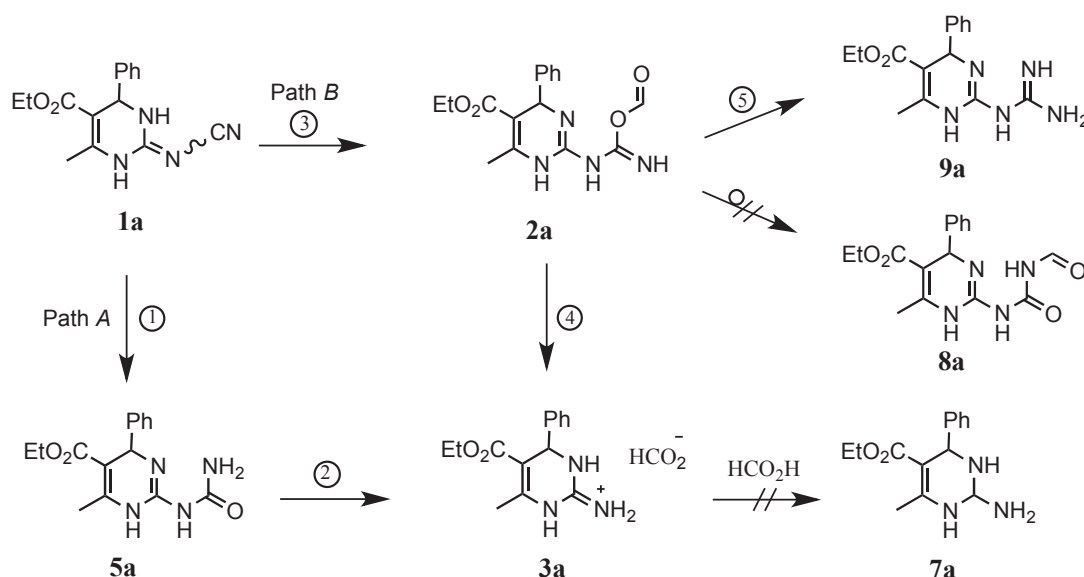
entry	acid and condition	yield (%) <sup>a</sup>		
		<b>2a</b>	<b>3a</b>	<b>4a</b>
1	HCl, reflux/10 h	---	np <sup>b</sup>	np <sup>b</sup>
2	HCO <sub>2</sub> H, 101 °C/24 h	95 <sup>c</sup>	90 <sup>d</sup>	---
3	CF <sub>3</sub> CO <sub>2</sub> H, reflux/24 h	---	np <sup>b</sup>	np <sup>b</sup>
4	AcOH, reflux/24 h	nd <sup>e</sup>	---	48

<sup>a</sup>Isolated yield. <sup>b</sup>No product of the corresponding salt was observed. <sup>c</sup>The product was isolated after 10 min. of run. <sup>d</sup>Isolated after 24 h. <sup>e</sup>No determined.

In our attempt to avoid this detrimental effect, we explored the reaction of 2-ureidopyrimidine **5a** with milder organic acid.<sup>9</sup> Thus, **5a** was treated with excess formic acid for 24 h and heated at ~101 °C (Scheme 1, Path A, step 2). We were pleased to find that 3,4-dihydropyrimidin-2(1*H*)-iminium formate **3a** was formed in 90% overall yield. Spectroscopic analysis showed that the 2- $\pi_{\text{exo}}$ -iminium formate tautomer core exhibited three key signals interchangeable with D<sub>2</sub>O at 11.62, 10.02 and 8.05 ppm in the <sup>1</sup>H NMR

spectrum, which were attributable to NH-1, NH-3 and =NH<sub>2</sub><sup>+</sup> protons, respectively. Unfortunately, the stringent acid conditions required for the initial hydration step became troublesome when acid-sensitive substrates were employed. Therefore, we did not further pursue this two-step procedure.

In the light of these results, we look to take advantage of formic acid's capacity to perform hydrolysis reaction and nucleophilic addition reaction, besides its catalytic property. Likewise we envisaged that the carbamoyl group activate the 2-ureidopyrimidine under acid condition, *O*-formyloxy group might activate N<sub>sp</sub><sup>3</sup>-C<sub>sp</sub><sup>2</sup> bond cleavage of -NCOCHO=NH-type *O*-formylisoureapyrimidine while incorporating the hydrolytic reaction and catalyst effects induced by the formic acid. Accordingly, in situ generation of either 2-ureidopyrimidine or *O*-formylisoureapyrimidine species could lead to the preparation of **3a** in a one-step process.



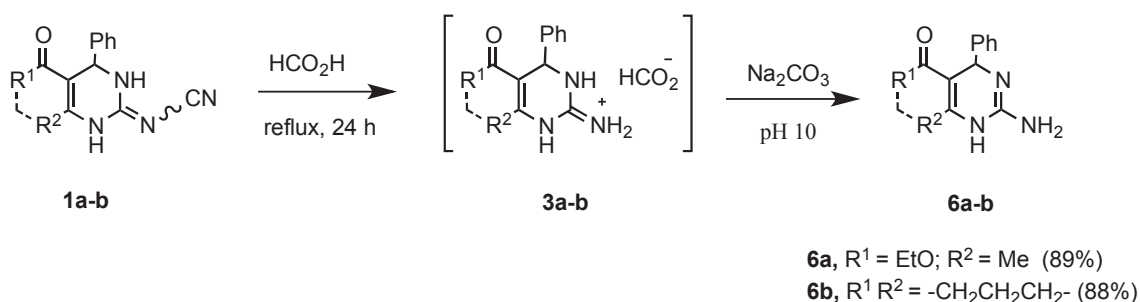
<sup>a</sup> Reagents and conditions:

①. HCl/reflux 5 min., Na<sub>2</sub>CO<sub>3</sub>; ②. HCO<sub>2</sub>H/reflux 24 h, Na<sub>2</sub>CO<sub>3</sub> (pH 3-5); ③. HCO<sub>2</sub>H/reflux 10 min., Na<sub>2</sub>CO<sub>3</sub> (pH 3-5); ④. HCO<sub>2</sub>H/reflux 24 h., Na<sub>2</sub>CO<sub>3</sub> (pH 3-5); ⑤. NH<sub>4</sub>OH, 5 min.

### Scheme 1. Pathway explorations for N-CN bond cleavage in azaheterocycles with a cyanoimine group<sup>a</sup>

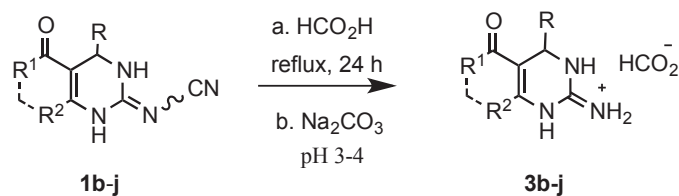
Consequently, **1a** was treated with an excess of formic acid and heated at ~101 °C for an extended period while monitoring the reaction using NMR spectroscopy. Remarkably, under these conditions, we did not find evidence of any hydration products. Rather, the *O*-formylisoureapyrimidine intermediate **2a**, *N*-(1,4-dihydropyrimidin-2-yl)carbamimidic formic anhydride (Scheme 1, Path B, step 3), was detected and readily isolated in 95% overall yield (Table 1, entry 2). The NMR spectroscopy data were consistent with the proposed structure. Briefly, the key NH-aza-enol formate moiety appears as three singlet signals at 8.24, 7.04 and 6.33 ppm, in addition to two signals occurring at 162.7 (-NHC=NH<sub>2</sub>-) and 165.3 ppm (HCO<sub>2</sub>-) in the <sup>1</sup>H and <sup>13</sup>C NMR spectra, respectively.

Further analysis of the reaction mixture at 2, 4 and 16 h revealed ~4:1, 1:1 and 1:17 mixtures of **2a** and **3a**, respectively; the highest transformation was reached at 24 h. Afterwards, **3a** was readily precipitated with a Na<sub>2</sub>CO<sub>3</sub>-saturated solution at pH 3-4 and recovered in 90% yield (Table 1, entry 2). Moreover, the corresponding free-form, 2-amino-1,4-dihydropyrimidine **6a-b**, was obtained in high yield at pH  $\geq$  10 (Scheme 2). This approach substantially improved the yield of the 2-imino-3,4-dihydropyrimidine salt compared with aminolysis of resin-bound isothiourea Biginelli adducts (63%) and triazone-protected guanidine Biginelli (53-76%) strategies.<sup>7</sup>



**Scheme 2.** Representative synthesis of 2-amino-1,4-dihydropyrimidine **6a-b** through a one-step process

Notably, by-products such as the overreduction product **7a** and rearrangement products **8a** of the *O*-formylisoureapyrimidine **2a** were not detected under this protocol.<sup>10</sup> It is worth noting that because **2a** exhibits higher reactivity in the guanylation reaction than **1a**, it is well suited for synthesizing guanidine derivatives that are difficult to access directly from the Biginelli reaction. For example, 2-guanidino-1,4-dihydropyrimidine **9a** was readily obtained upon reaction with NH<sub>4</sub>OH (Scheme 1).<sup>11</sup> Thus, this method offer an alternative with regard to the preparation of novel molecular ligands of pharmacological interest.<sup>5</sup> On the other hand, stronger Brønsted-Lowry acids such as CF<sub>3</sub>CO<sub>2</sub>H resulted in an ineffective acid promoter, whereas weaker acids such as MeCO<sub>2</sub>H afforded the corresponding 3,4-dihydropyrimidin-2(1*H*)-iminium acetate **4a**, albeit in lower yields than those achieved using HCO<sub>2</sub>H (Table 1, entries 3 and 4, respectively). After identifying suitable reaction conditions, further substrates were examined (Scheme 3). Acid-sensitive arenecarbaldehydes bearing methylenedioxy group on the aromatic ring give 3,4-dihydropyrimidin-2(1*H*)-iminium formate **3c** in excellent yield (91%). Most importantly, this strategy has succeeded where other methods have failed.<sup>4</sup> For example, the presence of the thiophen-2-yl group was also well tolerated and afforded the difficult-to-obtain product **3d** in 85% yield. Furthermore, it appears that the electronic effects of substituent at the *ortho* position on the aromatic ring affected the overall yield (*e. g.* **3e** vs **3f**).



**3b**, R = Ph, R<sup>1</sup>R<sup>2</sup> = -CH<sub>2</sub>CH<sub>2</sub>CH<sub>2</sub>- (89%)

**3c**, R = piperonyl, R<sup>1</sup> = Et, R<sup>2</sup> = Me (91%)

**3d**, R = thiophen-2-yl, R<sup>1</sup> = Et, R<sup>2</sup> = Me (85%)

**3e**, R = 2-NO<sub>2</sub>Ph, R<sup>1</sup> = Me, R<sup>2</sup> = Me (98%)

**3f**, R = 2-ClPh, R<sup>1</sup> = Et, R<sup>2</sup> = Me (41%)

**3g**, R = 4-BrPh, R<sup>1</sup> = Et, R<sup>2</sup> = Me (99%)

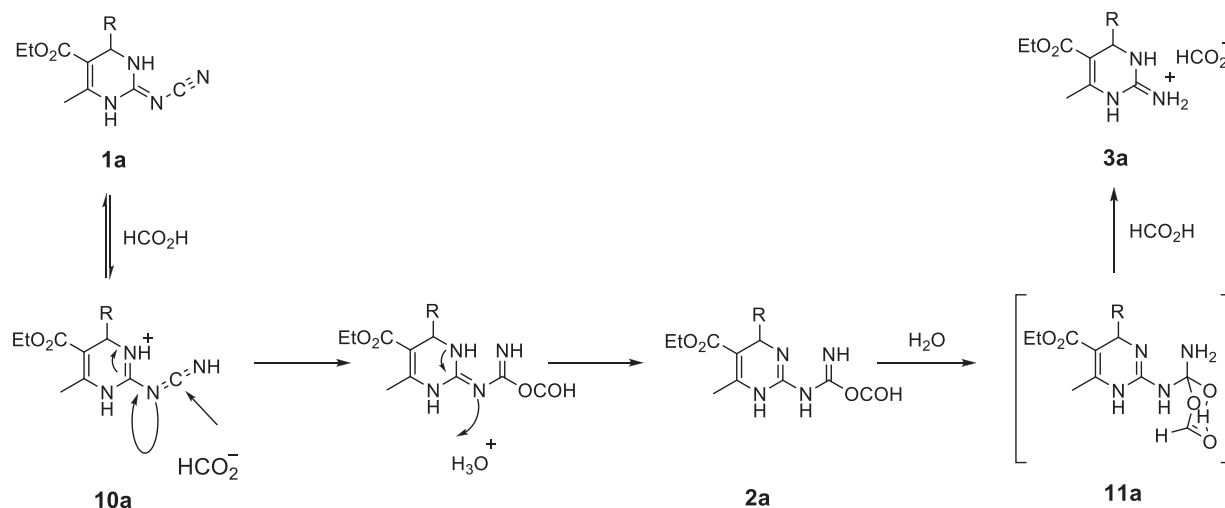
**3h**, R = 2-CF<sub>3</sub>Ph, R<sup>1</sup> = Et, R<sup>2</sup> = Me (80%)

**3i**, R = 2-OCHF<sub>2</sub>Ph, R<sup>1</sup> = Et, R<sup>2</sup> = Me (84%)

**3j**, R = 3-FPh, R<sup>1</sup> = Et, R<sup>2</sup> = Me (99%)

**Scheme 3.** Example of the Biginelli product obtained by decyanation reaction

Accordingly, a reasonable mechanism was proposed, as outlined in Scheme 4. In support of the proposed mechanism, we obtained experimental evidence (*vide supra*) that suggest the initial formation of **2a** by specific acid-nucleophilic catalysis.<sup>12</sup> Based on carbodiimide-type mechanism we assume that **2a** evolves from a carbodiimide species such as **10a** after experiment a nucleophilic attack by the formate partner. Further reaction with HCO<sub>2</sub>H<sup>13</sup> leads to the irreversible formation of the thermodynamically stable 2-imino-3,4-dihydro-(1*H*)-pyrimidine salt **3a**, allegedly passing through specie **11a**.



**Scheme 4.** Proposed mechanism for dihydropyrimidiniminium formate synthesis reaction

In summary, an environmentally benign one-pot decyanation reaction has been developed. The operational simplicity and excellent reaction efficiency, combined with its step and atom economy, make this reaction a convenient approach for synthesizing difficult-to-obtain acid-sensitive 2-imino-3,4-dihydro-(1*H*)-pyrimidine salt.

## ACKNOWLEDGEMENTS

This work was supported in part by PI-API-1618 research program. Technical support provided by Fernando Sotres is also strongly appreciated by the authors.

## REFERENCES AND NOTES

1. (a) D. D. Nekrasov, *Russ. J. Org. Chem.*, 2004, **40**, 1387; (b) D. D. Nekrasov, *Chem. Heterocycl. Compd.*, 2005, **41**, 809; (c) A. Dömling, E. Herdtweck, and S. Heck, *Tetrahedron Lett.*, 2006, **47**, 1745.
2. (a) K. Fukumoto, O. Tsukuru, M. Itazaki, and H. Nakazawa, *J. Am. Chem. Soc.*, 2009, **131**, 38; (b) Z. Pan, S. M. Pound, N. R. Rondla, and C. J. Douglas, *Angew. Chem. Int. Ed.*, 2014, **53**, 5170; (c) K. Ouyang, W. Hao, W. X. Zhang, and Z. Xi, *Chem. Rev.*, 2015, **115**, 12045.
3. (a) G. J. Durant, J. C. Emmett, C. R. Ganellin, P. D. Miles, M. E. Parsons, H. D. Prain, and G. R. White, *J. Med. Chem.*, 1977, **20**, 901; (b) N. Barry, N. Brondel, S. E. Lawrence, and A. R. Maguire, *Tetrahedron*, 2009, **65**, 10660; (c) F. Ishikawa, Y. Watanabe, and J. Saegusa, *Chem. Pharm. Bull.*, 1980, **28**, 1357.
4. (a) B. L. Nilsson and L. E. Overman, *J. Org. Chem.*, 2006, **71**, 7706; (b) T. N. Makarieva, E. K. Ogurtsova, V. A. Denisenko, P. S. Dmitrenok, K. M. Tabakmakher, A. G. Guzii, E. A. Pislyagin, A. A. Eskov, V. M. Kozhemyako, D. L. Aminin, Y. Wang, and V. A. Stonik, *Org. Lett.*, 2014, **16**, 4292.
5. D. M. Arnold, M. G. La Porte, S. M. Anderson, and P. Wipf, *Tetrahedron*, 2013, **69**, 7719.
6. R. Milcent, J.-C. Malanda, G. Barbier, and J. Vaissermann, *J. Heterocycl. Chem.*, 1997, **34**, 329.
7. (a) See reference 4; (b) O. Kappe, *Bioorg. Med. Chem. Lett.*, 2000, **10**, 49.
8. H. Ríos, D. P. Zamora, E. J. Mota, M. A. Pastén, I. Valencia-Hernández, J. Correa-Basurto, and F. Delgado, *Tetrahedron*, 2008, **64**, 3372.
9. A. M. Prokhorov, D. N. Kozhevnikov, V. L. Rusinov, and O. N. Chupakhin, *Russ. Chem. Bull. Int. Ed.*, 2003, **52**, 1195.
10. M. B. Smith, *Org. Synth.*, McGraw-Hill, 1994, pp. 476-477.
11. The derivative chemistry of the *O*-formylisourea **2a** will be reported in an independent study.
12. S. V. Hill, A. Williams, and J. L. Longridge, *J. Chem. Soc., Perkin Trans. 2*, 1984, 1009.
13. (a) N. Menashe, D. Reshef, and Y. Shvo, *J. Org. Chem.*, 1991, **56**, 2912; (b) Z. Wan, D. M. Chauncey, J. Y. Pu, and T. Y. Zhang, *J. Org. Chem.*, 2006, **71**, 826.