

HETEROCYCLES, Vol. 104, No. 9, 2022, pp. 1559 - 1564. © 2022 The Japan Institute of Heterocyclic Chemistry
 Received, 17th June, 2022, Accepted, 13th July, 2022, Published online, 13th July, 2022
 DOI: 10.3987/COM-22-14698

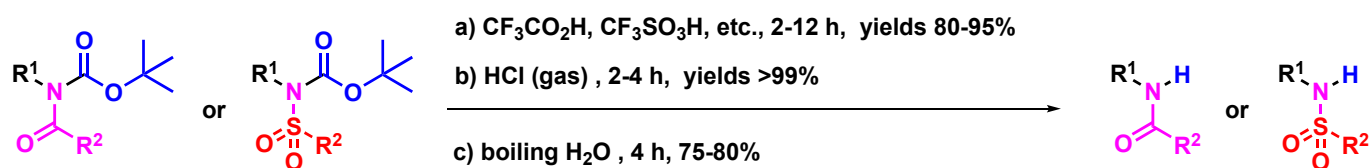
FACILE AND EFFICIENT *N*-BOC DEPROTECTION OF AMIDE AND SULFONAMIDE UNDER MICROWAVE IRRADIATION IN WATER

Zhi-you Huang,^{1*} Wen-sheng Li,² Jia Xu,¹ Bing-rong Xiang,¹
 Min-xin Li,¹ Li-jun Chen,¹ and Ye-she Wang¹

¹College of Urban and Rural Construction, Shaoyang University, Shaoyang, 422000, P.R.China; ²Shaoyang City Sixteen middle School, Shaoyang, 422000, P.R.China. Email Address: huangzhiyou@syxy247.wecom.work (Zhi-you Huang).

Abstract – A facile and efficient microwave-assisted *N*-Boc deprotection of amide and sulfonamide in water was developed. With environmentally friendly, operational-simplicity, good substrate scope and excellent product yields, this methodology is superior to the existing approach. Significantly, the target compound was obtained after filtration and dry.

The *tert*-butyloxycarbonyl (Boc) group is one of the most important protection group in the core fragment amide and sulfonamide.¹⁻⁵ Also, the application of *N*-Boc protection in the organic synthesis was widely due to the mild reaction conditions and high yields.⁶⁻⁸ Herein, the removal of the Boc group remains of vital importance. While, the most general approach to the *N*-Boc deprotection of amide and sulfonamide was under the acid conditions (**Scheme 1, method a**).⁹⁻¹¹ Recently, the alternative deprotection has been developed such as HCl gas and high-temperature water (**Method b, c**).¹³⁻¹⁷ However, the **methods a** and **b** could produce the waste acid (The HCl gas was released from the reaction of H₂SO₄ and NaCl). Additionally, the **method c** offers moderate yields in 4 hours. Furthermore, the organic solvent was inevitably used in the chemical synthesis such as the post-manipulations, purification steps.¹⁸⁻²⁰ Thus, the facile, eco-friendly strategy with excellent yields was strongly desired. In our previous works, the



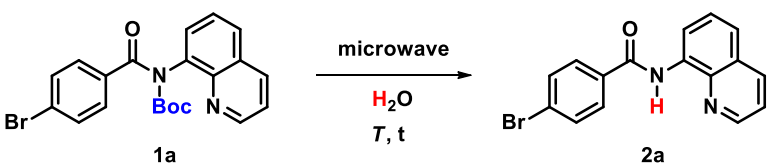
This work: d) H₂O, microwave irradiation, 120 °C, 8 min, Yields 94% ~ 99%

Scheme 1. Selected *N*-Boc deprotection of amide and sulfonamide

microwave irradiation could accelerate the reaction and enhance the yields.²¹⁻²³ Herein, the green solvent water was used to decompose the *N*-Boc in amide and sulfonamide under microwave irradiation with operational-simplicity, environmentally friendly, excellent yields and good substrate scope (**Method d**). Significantly, the target compound was obtained after filtration and dry.

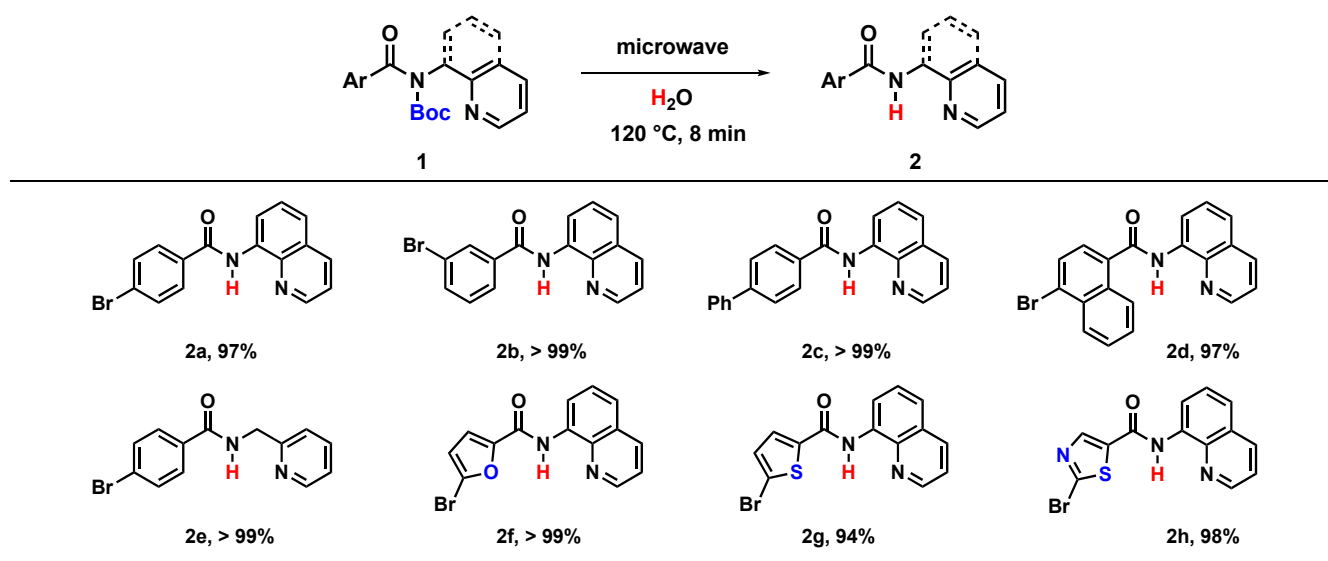
Although the deprotection of *N*-Boc is known, it is still great challenge to find the optimum condition to perform microwave-assisted approach in water. The reaction of **1a** and water was chosen as a benchmark reaction (**Table 1**). Unfortunately, the *N*-Boc deprotection was not performed at 60 °C and 80 °C (**Table 1, entries 1-2**). Then, 52% of **2a** was obtained with a temperature of 100 °C in 10 minutes (**Entry 3**). Therefore, the reaction temperature was enhanced to improve the yields. Thus, the yield of **2a** was increased with an increase of temperature (**Entries 4-6**). Then, the reaction yields of 8 minutes were higher than that of 6 minutes (**Entries 7, 8**). Additionally, the conversion of **1a** was completely at 130 °C in 6 minutes (**Entry 9**). Compared with conventional heating method (**Entry 10**), microwave irradiation could significantly accelerate the reaction and notably improve the yield. As a result, the combination of 0.5 mmol **1a** and 3.0 mL water with a temperature of 120 °C in 8 minutes was fixed (**Entry 7**), as optimal conditions.

Table 1. The optimization microwave-assisted approach in water^a



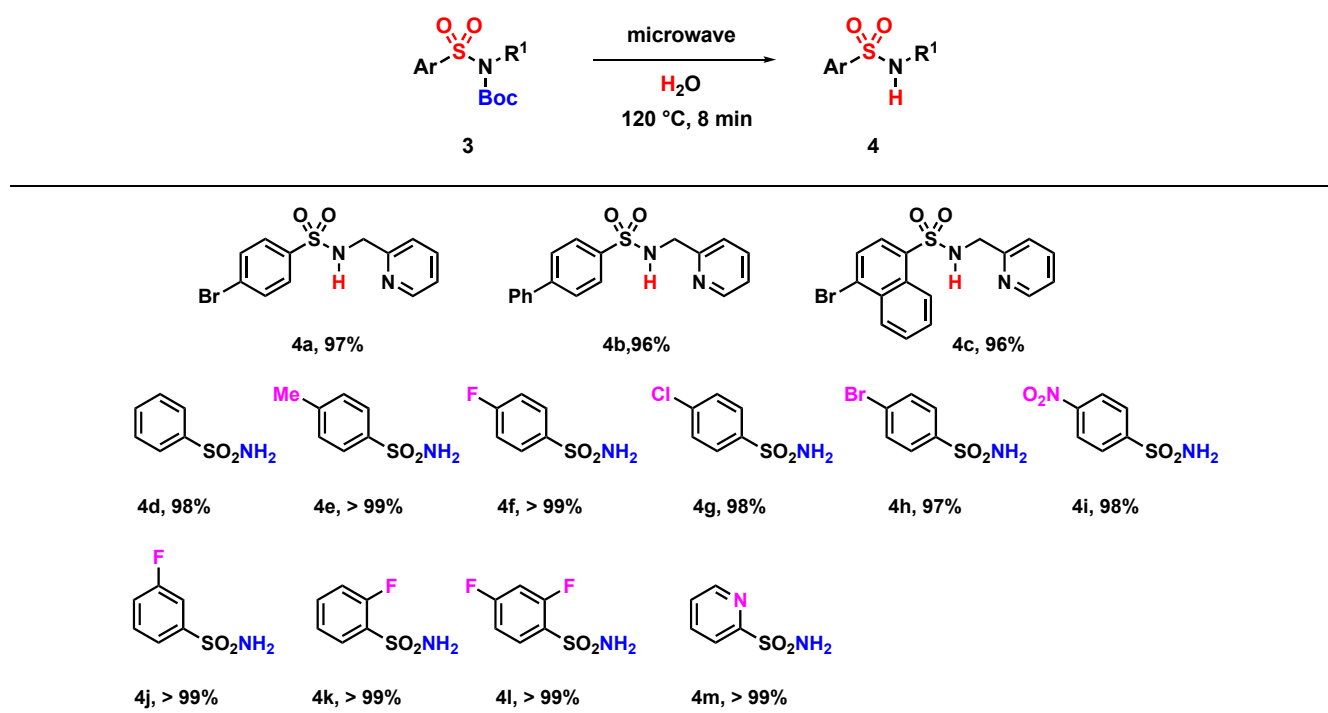
Entry	<i>T</i> / (°C)	<i>t</i> / (min)	Yield (2a) / % ^b
1	60	10	0
2	80	10	0
3	100	10	52
4	110	10	85
5	120	10	97
6	130	10	97
7	120	8	97
8	120	6	93
9	130	6	97
10 ^c	100	180	79

^a Reactions conditions : **1a** 0.5 mmol, **water** 3.0 mL, microwave irradiation; ^b Isolated yield; ^c Conventional heating.

Table 2. Microwave-assisted *N*-Boc deprotection of amide (**1**)^a

^a Reactions conditions : **1** 0.5 mmol, **water** 3.0 mL, microwave irradiation; ^b Isolated yield.

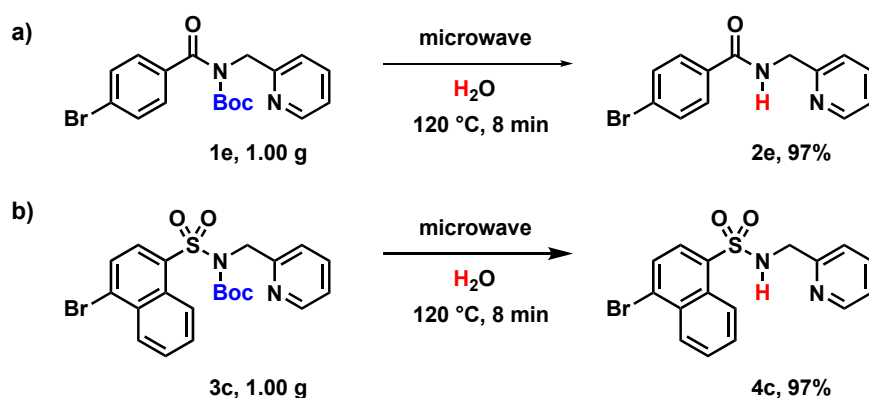
Once the optimized reaction conditions were identified, the limitation and scope of the microwave-assisted approach were examined. Various *N*-Boc aromatic amides were explored, the result was shown in **Table 2**. The deprotection of *N*-Boc benzamide (**2a**, **2b**, **2e**), biphenylamide (**2c**) and naphthylamide (**2d**) always went smoothly and the yields were excellent. In addition, the five-membered heteroaryl carboxamide were also afforded (**2f-2h**) in excellent yields.

Table 3. Microwave-assisted *N*-Boc deprotection of sulfonamide (**3**)^a

^a Reactions conditions : **3** 0.5 mmol, **water** 3.0 mL, microwave irradiation; ^b Isolated yield.

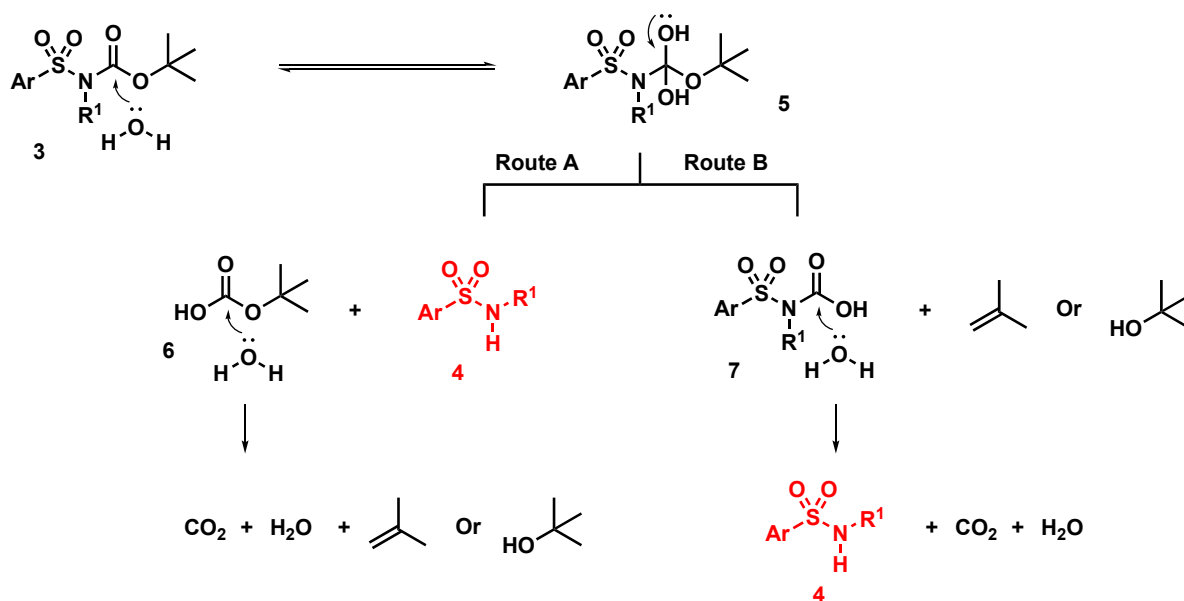
To increase the scope of microwave-assisted method, the *N*-Boc aromatic sulfonamide (**3**) was tested (**Table 3**). The deprotection of **3a-3c** (R^1 was pyridin-2-ylmethyl) in water gave excellent yields. Furthermore, it was obvious that the deprotection of **3d-3m** (R^1 was hydrogen) took place extremely smoothly. Both electron-donating and electron-withdrawing groups, such as 4-methyl (**4e**) and 4-nitro (**4i**), 4-halogen (**4f-4h**) afforded the desired products in excellent yields. More importantly, the group in different substituted position had no effect on the reaction, such as 3-fluoro (**4j**) and 2-fluoro (**4k**). In addition, the *N*-Boc-2,4-difluorobenzenesulfonamide (**3l**) was also investigated and afforded the corresponding product (**4l**). Finally, the deprotection of **3m** could offer the desired compound **4m** in excellent yields.

To fully demonstrate the applicability of this methodology, a scale-up reaction for **1e** and **3c** was carried out with three times. The yields were excellent (**Scheme 2**).



Scheme 2. Gram-scale synthesis

More importantly, the deprotection mechanism was shown in **Scheme 3**. Firstly, the water attacked the amid carbonyl group in high temperature under microwave irradiation.^{14,15} Then, **5** could be decomposed into target molecule (**4**) and **6** (**Route A**). Subsequently, **6** was attacked by water and CO_2 , H_2O and tertiary butanol or 2-methylpropene was released. Additionally, **5** could also be decomposed into **7** and tertiary butanol or 2-methylpropene (**Route B**). Subsequently, the water attacked the carboxy group of **7**. Finally, the target molecule **4** was obtained.



Scheme 3. Proposed reaction mechanism

In summary, we have reported a facile and efficient microwave-assisted *N*-Boc deprotection of amide and sulfonamide in water. With environmentally friendly, operational-simplicity, good substrate scope, excellent product yields, and gram-scale synthesis, this methodology is superior to the existing approach. Significantly, the target compound was obtained after filtration and dry.

SUPPORTING INFORMATION

Supplementary (synthesis of the target molecule, ^1H spectra, ^{13}C spectra, etc.) data associated with this article can be found, in the online version, at URL: <https://www.heterocycles.jp/newlibrary/downloads/PDFsi/27691/104/9>.

ACKNOWLEDGEMENTS

The research was supported by the Natural Science Foundation of Hunan Province Youth Project (No.2021JJ40515), Scientific Research Fund of Hunan Provincial Education Department (No.21B0677) and Specialized Research Fund for High-level talented person of Shaoyang University.

REFERENCES

1. J. Senger, J. Melesina, M. Marek, C. Romier, I. Oehme, O. Witt, W. Sippl, and M. Jung, *J. Med. Chem.*, 2016, **59**, 1545.
2. H. Zhao, G. Garg, J. Zhao, E. Moroni, A. Girgis, L. S. Franco, S. Singh, G. Colombo, and B. S. Blagg, *Eur. J. Med. Chem.*, 2015, **89**, 442.
3. P. Devendar and G. F. Yang, *Top. Curr. Chem.*, 2017, **375**, 82.

4. Y. Hu, X. Yan, Y. Shen, M. Di, and J. Wang, *Ecotoxicol. Environ. Saf.*, 2018, **157**, 150.
5. J. W. Fulp, L. He, S. Toldo, Y. Jiang, A. Boice, C. Guo, X. Li, A. Rolfe, D. Sun, and A. Abbate, *J. Med. Chem.*, 2018, **61**, 5412.
6. K. Takamatsu, K. Hirano, and M. Miura, *Org. Lett.*, 2015, **17**, 4066.
7. E. P. Talbot, T. D. Fernandes, J. M. McKenna, and F. D. Toste, *J. Am. Chem. Soc.*, 2014, **136**, 4101.
8. M. Nishino, K. Hirano, T. Satoh, and M. Miura, *Angew. Chem.*, 2013, **125**, 4553.
9. D. C. Johnson and T. S. Widlanski, *Tetrahedron Lett.*, 2004, **45**, 8483.
10. B. Li, R. Bemish, R. A. Buzon, C. K. F. Chiu, S. T. Colgan, W. Kissel, T. Le, K. R. Leeman, L. Newell, and J. Roth, *Tetrahedron Lett.*, 2003, **44**, 8113.
11. D. S. Coffffey, M. K. N. Hawk, S. W. Pedersen, S. J. Ghera, P. G. Marler, P. N. Dodson, and M. L. Lytle, *Org. Process Res. Dev.*, 2004, **8**, 945.
12. P. Strazzolini, N. Misuri, and P. Polese, *Tetrahedron Lett.*, 2005, **46**, 2075.
13. R. H. Verschuere, P. Gilles, S. V. Mileghem, and W. M. De Borggraeve, *Org. Biomol. Chem.*, 2021, **19**, 5782.
14. G. Wang, C. Li, J. Li, and X. Jia, *Tetrahedron Lett.*, 2009, **50**, 1438.
15. J. Wang, Y. L. Liang, and J. Qu, *Chem. Commun.*, 2009, 5144.
16. A. R. Bogdan, M. Charaschanya, A. W. Dombrowski, Y. Wang, and S. W. Djuric, *Org. Lett.*, 2016, **18**, 1732.
17. B. Li, R. Li, P. Dorffff, J. C. McWilliams, R. M. Guinn, S. M. Guinness, L. Han, K. Wang, and S. Yu, *J. Org. Chem.*, 2019, **84**, 4846.
18. G. Pavan Kumar, D. Rambabu, M. V. Basaveswara Rao, and M. Pal, *J. Chem.*, 2013, **2013**, Article ID 916960.
19. S. S. Bhawal, R. A. Patil, and D. W. Armstrong, *RSC Adv.*, 2015, **5**, 95854.
20. D. Margetić and M. Đud, *Int. J. Org. Chem.*, 2017, **7**, 140.
21. Z. Y. Huang, M. Liu, Y. J. Mao, Y. D. Chen, Y. P. Wang, and C. Liu, *Tetrahedron Lett.*, 2019, **60**, 626.
22. Z. Y. Huang, J. F. Yang, K. Song, Q. Chen, S. L. Zhou, G. F. Hao, and G. F. Yang, *J. Org. Chem.*, 2016, **81**, 9647.
23. Z. Y. Huang, J. F. Yang, Q. Chen, R. J. Cao, W. Huang, G. F. Hao, and G. F. Yang, *RSC Adv.*, 2015, **5**, 75182.