

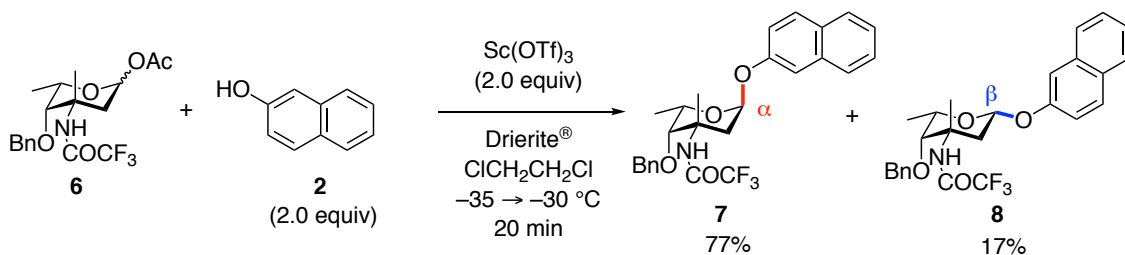
Table of contents

General experimental procedures	S-2
Experimental procedures and characterization data	S-3
NMR spectra	S-9

General experimental procedure

All reactions were performed under an argon atmosphere unless otherwise stated. Ethereal solvents (anhydrous; *Kanto Chemical Co., Inc.*) were purified under argon by using an Organic Solvent Pure Unit (*Wako Pure Chemical Industries, Ltd.*). Dichloromethane and 1,2-dichloroethane were distilled successively from P₂O₅ and CaH₂ and stored over 4A molecular sieves. For thin-layer chromatography (TLC) analysis, Merck pre-coated plates (TLC silica gel 60 F₂₅₄, Art 5715, 0.25 mm) were used. Silica-gel preparative thin-layer chromatography (PTLC) was performed using plates prepared from Merck silica gel 60 PF₂₅₄ (Art 7747). For flash column chromatography, silica gel 60N (Spherical, neutral, 63–210 μm) from Kanto Chemical was used. Melting point (mp) determinations were performed using a Yanaco MP-500 instrument or a METTLER TOLEDO MP 70 melting point system, and are uncorrected. ¹H- and ¹³C-NMR were measured on a Bruker Avance III 600 (600 MHz) spectrometer in the solvent indicated; Chemical shifts (δ) are expressed in parts per million (ppm) downfield from internal standard (tetramethylsilane, 0.00 ppm or 7.26 ppm for CDCl₃), and coupling constants (*J*) are reported as hertz (Hz). Splitting patterns are indicated as follows: s = singlet, d = doublet, t = triplet, q = quartet, sept = septet, m = multiplet, br = broad. Infrared (IR) spectra and Attenuated total reflectance Fourier-transform infrared (ATR-FTIR) spectra were recorded by using a Thermo Fisher SCIENTIFIC NICOLET iS5 FTIR spectrometer. Optical rotations ([α]_D) were measured on a JASCO DIP-1000 polarimeter. High-resolution mass spectra (HRMS) were obtained with a Bruker micrOTOF-QII (ESI or APCI). Gel permeation chromatography (GPC) was performed on Japan Analytical Industry LC-918 (recycle preparative HPLC), on a Shimamura YRU-880 midget RI/UV monitor with a polystyrene gel column (JAIGEL-1H and 2H, 20 mm φ × 600 mm), using chloroform as solvent.

O-Glycoside **7** and **8**



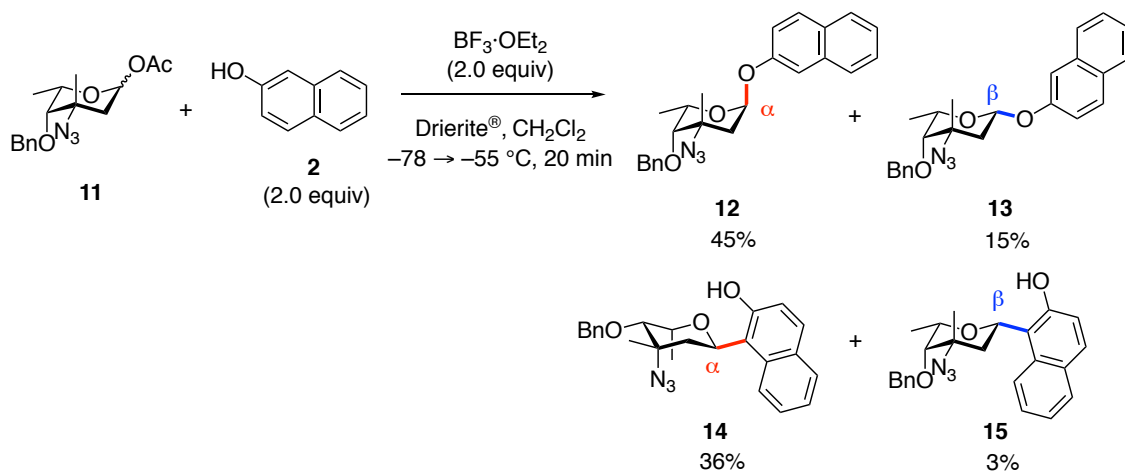
Drierite[®] (76.4 mg) was placed in 10 mL two necked, round-bottom flask, and dried by heating with a heat gun under vacuum. After cooling to room temperature, the flask was filled with argon and charged with β -naphthol (**2**) (7.5 mg, 0.0518 mmol), L-vancosaminyl acetate **6** (10.1 mg, 0.0259 mmol) and 1,2-dichloroethane (1.0 mL). To the mixture was added Sc(OTf)₃ (25.5 mg, 0.0518 mmol) at -35 $^{\circ}$ C. The reaction mixture was stirred and gradually warmed to -30 $^{\circ}$ C over 20 min, and then quenched by addition of saturated aqueous NaHCO₃. After filtration through a Celite[®] pad, the products were extracted with EtOAc ($\times 3$), and the combined organic extracts were washed with brine, and dried over Na₂SO₄. After filtration, removal of the solvents in vacuo and purification by PTLC (silica gel, hexane, CH₂Cl₂, EtOAc = 10/4/1) afforded α -*O*-glycoside **7** (9.5 mg, 77%) as white needles and β -*O*-glycoside **8** (2.1 mg, 17%) as a colorless oil.

α -*O*-glycoside **7**: R_f 0.49 (hexane, CH₂Cl₂, EtOAc = 10/4/1); $[\alpha]_D^{25}$ -131 (c 1.53, CHCl₃); mp 97.2–98.2 $^{\circ}$ C; ¹H NMR (600 MHz, CDCl₃) δ 1.34 (d, 3H, J = 6.6 Hz), 1.91 (s, 3H), 2.29 (dd, 1H, J = 13.8, 3.3 Hz), 3.35 (brd, 1H, J = 13.8 Hz), 3.56 (brs, 1H), 4.30 (brq, 1H, J = 6.6 Hz), 4.57 (d, 1H, J = 11.4 Hz), 4.85 (d, 1H, J = 11.4 Hz), 5.75 (brd, 1H, J = 3.3 Hz), 6.62 (brs, 1H, NH), 7.19 (brd, 1H, J = 9.0 Hz), 7.34–7.40 (m, 6H), 7.43 (t, 1H, J = 8.4 Hz), 7.45 (brs, 1H), 7.73 (d, 1H, J = 8.4 Hz), 7.75 (d, 1H, J = 9.0 Hz), 7.77 (d, 1H, J = 8.4 Hz); ¹³C NMR (150 MHz, CDCl₃) δ 17.6, 23.3, 35.4, 55.4, 65.1, 76.3, 80.4, 95.3, 110.3, 115.5 (q, J_{CF} = 287 Hz), 118.9, 124.1, 126.4, 127.1, 127.6, 128.1, 128.5, 128.8, 129.4, 129.5, 134.4, 137.0, 154.5, 156.4 (q, J_{CF} = 36.0 Hz); IR (neat) 3374, 2985, 2939, 1725, 1629, 1600, 1511, 1468, 1391, 1346, 1254, 1208, 1178, 1107, 1058, 1016, 813, 753, 704 cm⁻¹; HRMS (ESI-TOF) calcd for C₂₆H₂₆F₃NNaO₄ ([M+Na]⁺) m/z 496.1706, found m/z 496.1715.

β -*O*-glycoside **8**: R_f 0.42 (hexane, CH₂Cl₂, EtOAc = 10/4/1); $[\alpha]_D^{25}$ +2.38 (c 0.137, CHCl₃); mp 97.2–98.2 $^{\circ}$ C; ¹H NMR (600 MHz, CDCl₃) δ 1.48 (d, 3H, J = 6.6 Hz), 1.72 (s, 3H), 2.28 (brd, 1H, J = 12.6 Hz), 3.35 (dd, 1H, J = 12.6, 8.4 Hz), 3.54 (brs, 1H), 4.12 (brq, 1H, J = 6.6 Hz), 4.56 (d,

1H, $J = 11.4$ Hz), 4.85 (d, 1H, $J = 11.4$ Hz), 5.40 (dd, 1H, $J = 8.4, 1.8$ Hz), 6.57 (brs, 1H, NH), 7.19 (brd, 1H, $J = 9.0$ Hz), 7.34–7.40 (m, 7H), 7.44 (dd, 1H, $J = 8.4, 7.8$ Hz), 7.73 (d, 1H, $J = 8.4$ Hz), 7.74 (d, 1H, $J = 9.0$ Hz), 7.77 (d, 1H, $J = 7.8$ Hz); ^{13}C NMR (150 MHz, CDCl_3) δ 17.9, 21.8, 37.3, 56.6, 69.7, 76.0, 79.2, 96.4, 110.6, 115.4 (q, $J_{\text{CF}} = 288$ Hz), 119.1, 124.2, 126.3, 127.1, 127.7, 128.0, 128.4, 128.8, 129.4, 129.8, 134.3, 137.0, 154.9, 156.5 (q, $J_{\text{CF}} = 36.0$ Hz); IR (neat) 3366, 3062, 2984, 2924, 1723, 1631, 1600, 1512, 1467, 1389, 1354, 1254, 1217, 1176, 1062, 960, 844, 814, 751, 704 cm^{-1} ; HRMS (ESI-TOF) calcd for $\text{C}_{26}\text{H}_{26}\text{F}_3\text{NNaO}_4$ ($[\text{M}+\text{Na}]^+$) m/z 496.1706, found m/z 496.1709.

O-Glycoside **12** and **13**



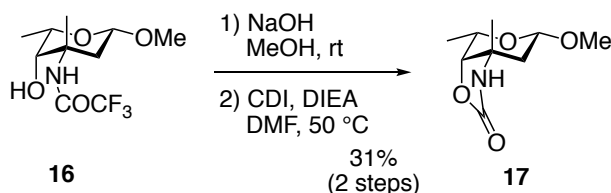
Drierite[®] (80.0 mg) was placed in 20 mL two necked, round-bottom flask, and dried by heating with a heat gun under vacuum. After cooling to room temperature, the flask was filled with argon and charged with β -naphthol (**2**) (7.5 mg, 0.052 mmol), L-vancosaminyl acetate **11** (8.3 mg, 0.026 mmol) and dichloromethane (1.0 mL). To the mixture was added $\text{BF}_3 \cdot \text{OEt}_2$ (7.0 μL , 0.052 mmol) at -78 °C. The reaction mixture was stirred and gradually warmed to -55 °C over 20 min, and then quenched by addition of saturated aqueous NaHCO_3 . After filtration through a Celite[®] pad, the products were extracted with EtOAc ($\times 3$), and the combined organic extracts were washed with brine, and dried over Na_2SO_4 . After filtration, removal of the solvents in vacuo and purification by PTLC (silica gel, hexane, EtOAc = 5/1) afforded α -C-glycoside **14** (3.8 mg, 36%) as a colorless oil, α -O-glycoside **12** (4.7 mg, 45%) as a colorless oil, β -O-glycoside **13** (1.6 mg, 15%) as a colorless oil, and mixture of β -naphthol and β -C-glycoside **15** as a white solid. The mixture was purified by GPC (CHCl_3) to afford β -C-glycoside **15** (0.3 mg, 3%) as a colorless oil.

Data of **14** and **15** was recorded in the main text.

α -*O*-glycoside **12**: R_f 0.69 (hexane, EtOAc = 3/1); $[\alpha]_D^{25}$ -113 (c 1.57, CHCl_3); ^1H NMR (600 MHz, CDCl_3) δ 1.16 (d, 3H, J = 6.6 Hz), 1.66 (s, 3H), 2.02 (brd, 1H, J = 13.5 Hz), 2.52 (dd, 1H, J = 13.5, 4.2 Hz), 3.19 (brs, 1H), 4.13 (brq, 1H, J = 6.6 Hz), 4.61 (d, 1H, J = 10.8 Hz), 4.97 (d, 1H, J = 10.8 Hz), 5.84 (brd, 1H, J = 4.2 Hz), 7.19 (brd, 1H, J = 9.0 Hz), 7.29–7.37 (m, 4H), 7.41–7.44 (m, 4H), 7.72 (d, 1H, J = 8.4 Hz), 7.74 (d, 1H, J = 9.6 Hz), 7.76 (d, 1H, J = 9.0 Hz); ^{13}C NMR (150 MHz, CDCl_3) δ 17.2, 24.7, 34.4, 61.7, 66.0, 75.8, 81.5, 94.5, 110.3, 118.8, 124.1, 126.4, 127.1, 127.6, 127.9, 128.4, 128.5, 129.3, 129.5, 134.4, 137.8, 154.5; IR (neat) 2936, 2093, 1629, 1600, 1511, 1467, 1389, 1360, 1254, 1212, 1181, 1100, 1063, 1012, 997, 920, 890, 847, 811, 753, 699, 630 cm^{-1} ; HRMS (ESI-TOF) calcd for $\text{C}_{24}\text{H}_{25}\text{N}_3\text{NaO}_3$ ($[\text{M}+\text{Na}]^+$) m/z 426.1788, found m/z 426.1779.

β -*O*-glycoside **13**: R_f 0.42 (hexane, EtOAc = 3/1); $[\alpha]_D^{25}$ $+31.6$ (c 0.110, CHCl_3); ^1H NMR (600 MHz, CDCl_3) δ 1.29 (d, 3H, J = 6.0 Hz), 1.40 (s, 3H), 2.01 (brd, 1H, J = 12.0 Hz), 2.55 (dd, 1H, J = 12.0, 10.2 Hz), 3.12 (brs, 1H), 3.93 (brq, 1H, J = 6.0 Hz), 4.64 (d, 1H, J = 11.7 Hz), 4.97 (d, 1H, J = 11.7 Hz), 5.35 (brd, 1H, J = 10.2 Hz), 7.22 (brd, 1H, J = 9.0 Hz), 7.30 (dd, 1H, J = 9.0 Hz), 7.34–7.36 (m, 4H), 7.42–7.45 (m, 3H), 7.72 (d, 1H, J = 8.4 Hz), 7.74 (d, 1H, J = 9.0 Hz), 7.77 (d, 1H, J = 8.4 Hz); ^{13}C NMR (150 MHz, CDCl_3) δ 17.4, 23.4, 36.0, 62.5, 70.2, 75.7, 80.9, 97.0, 110.7, 119.2, 124.2, 126.3, 127.1, 127.7, 127.9, 128.3, 128.5, 129.4, 129.8, 134.3, 137.6, 155.0; IR (neat) 2875, 2102, 1629, 1600, 1510, 1467, 1388, 1254, 1216, 1178, 1087, 1063, 854, 816, 754 cm^{-1} ; HRMS (ESI-TOF) calcd for $\text{C}_{24}\text{H}_{25}\text{N}_3\text{NaO}_3$ ($[\text{M}+\text{Na}]^+$) m/z 426.1788, found m/z 426.1781.

Synthesis of L-vancosaminyl acetate **19**

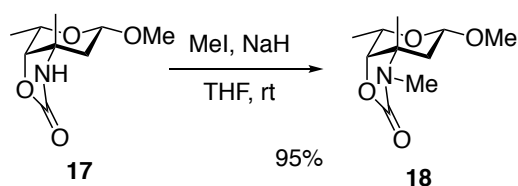


Trifluoroamide **16**¹ (106 mg, 0.390 mmol) was dissolved in a 3% NaOH solution of methanol (1

¹ K. Kitamura, M. Shigeta, Y. Maezawa, Y. Watanabe, D.-S. Hsu, Y. Ando, T. Matsumoto, K. Suzuki, *J. Antibiot.* **2013**, *66*, 131–139.

mL). After stirring at room temperature for 2.5 h, the reaction mixture was acidified by Dowex[®], filtered (washed with MeOH) and concentrated in vacuo. To a solution of the crude material in DMF (1 mL), DIEA (204 μ L, 1.17 mmol) and CDI (126 mg, 0.780 mmol) was added at room temperature. After stirring at 50 $^{\circ}$ C for 5 h, the reaction was concentrated in vacuo. The residue was purified by flash column chromatography (silica gel, CHCl₃/MeOH = 18/1) to afford carbamate **17** (24.1 mg, 31%) as colorless oil.

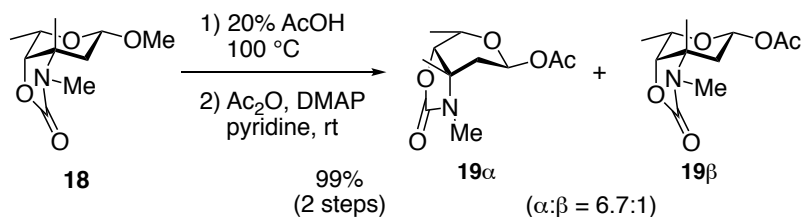
carbamate **17**: R_f 0.41 (CHCl₃, MeOH = 10/1); $[\alpha]_D^{25} +107$ (c 1.51, CHCl₃); ¹H NMR (600 MHz, CDCl₃) δ 1.38 (s, 3H), 1.41 (d, 3H, J = 6.5 Hz), 1.78 (dd, 1H, J = 13.8, 7.2 Hz), 1.90 (dd, 1H, J = 13.8, 2.5 Hz), 3.43 (s, 3H), 3.78 (qd, 1H, J = 6.5, 1.7 Hz), 3.88 (d, 1H, J = 1.7 Hz), 4.45 (dd, 1H, J = 7.2, 2.5 Hz), 6.01 (brs, 1H, NH); ¹³C NMR (150 MHz, CDCl₃) δ 16.9, 25.2, 40.0, 55.7, 55.8, 67.3, 81.5, 99.0, 158.9; IR (ATR) 3283, 2975, 2859, 1738, 1445, 1391, 1368, 1302, 1283, 1246, 1157, 1127, 1105, 1052, 1022, 981, 946, 925, 905, 875, 819, 778, 676, 653, 609 cm^{-1} ; HRMS (ESI-TOF) calcd for C₉H₁₅NNaO₄ ([M+Na]⁺) m/z 224.0893, found m/z 224.0900.



To a mixture of **17** (98.0 mg, 0.487 mmol) in THF (5 mL) was added NaH (63% dispersion in mineral oil, 29.0 mg, 0.731 mmol) at 0 $^{\circ}$ C. After stirring for 10 min, the mixture was added MeI (61.0 μ L, 0.974 mmol), and was allowed to warm to room temperature. After stirring for 1.5 h, the reaction mixture was added H₂O carefully at 0 $^{\circ}$ C, and the products were extracted with EtOAc (\times 5). The combined organic extracts were washed successively with brine, 10% aqueous Na₂S₂O₃, and brine, and dried over Na₂SO₄. After filtration, removal of the solvents in vacuo and purification by flash column chromatography (silica gel, hexane/EtOAc = 1/5) gave *N*-methylcarbamate **18** (100 mg, 95%) as a colorless oil, contaminated with a slight amount of impurity (assessed by ¹H NMR). This material was employed in the next experiment without further purification.

N-methylcarbamate **18**: R_f 0.49 (CHCl₃, MeOH = 10/1); $[\alpha]_D^{25} +89.2$ (c 1.02, CHCl₃); ¹H NMR (600 MHz, CDCl₃) δ 1.34 (s, 3H), 1.41 (d, 3H, J = 6.5 Hz), 1.70 (dd, 1H, J = 13.8, 6.9 Hz), 1.81

(dd, 1H, $J = 13.8, 2.5$ Hz), 2.71 (s, 3H), 3.42 (s, 3H), 3.78 (brs, 1H), 3.79 (qd, 1H, $J = 6.5, 1.3$ Hz), 4.48 (dd, 1H, $J = 6.9, 2.5$ Hz); ^{13}C NMR (150 MHz, CDCl_3) δ 16.7, 23.5, 25.5, 35.9, 55.8, 58.1, 67.2, 79.3, 98.9, 157.4; IR (ATR) 2938, 1751, 1427, 1395, 1243, 1210, 1181, 1116, 1054, 983, 880, 770, 684, 619 cm^{-1} ; HRMS (ESI-TOF) calcd for $\text{C}_{10}\text{H}_{17}\text{NNaO}_4$ ($[\text{M}+\text{Na}]^+$) m/z 238.1050, found m/z 238.1059.



N-Methylcarbamate **18** (99 mg, 0.46 mmol) was dissolved in 20% aqueous AcOH (23 mL), and the mixture was heated at 100 °C for 2.5 h. After cooling to 0 °C, the mixture was basified by adding NaHCO_3 (solid) and saturated aqueous NaHCO_3 . After extraction with EtOAc ($\times 20$), the combined organic extracts were dried over Na_2SO_4 . After filtration, the solvents were removed in vacuo. The residue and DMAP (2.8 mg, 0.023 mmol) were dissolved in pyridine (2.3 mL), to which was added Ac_2O (87 μL , 0.92 mmol) at 0 °C. After stirring for 1.5 h, the reaction was quenched by adding 1 M aqueous HCl. The products were extracted with EtOAc ($\times 6$), and the combined organic extracts were washed successively with brine, saturated aqueous NaHCO_3 , and brine, dried over Na_2SO_4 . After filtration, removal of the solvents in vacuo and purification by flash column chromatography (silica gel, hexane/EtOAc = 1/10) afforded vancosamyl acetate **19** (111 mg, 99%, $\alpha:\beta = 6.7:1$) as a colorless oil.

vancosamyl acetate **19** ($\alpha:\beta = 6.7:1$): R_f 0.45 (EtOAc only); $[\alpha]_D^{25} +5.59$ (c 0.805, CHCl_3);² ^1H NMR (600 MHz, CDCl_3 , signals from the minor diastereomer are marked with an asterisk) δ 1.32 (d, 2.6H, $J = 6.5$ Hz), 1.38 (s, 2.6H), 1.39* (s, 0.4H), 1.40* (d, 0.4H, $J = 6.6$ Hz), 1.76 (dd, 0.87H, $J = 15.3, 7.8$ Hz), 1.81* (dd, 0.13H, $J = 14.7, 2.9$ Hz), 1.96* (dd, 0.13H, $J = 14.7, 5.1$ Hz), 2.06 (s, 2.6H), 2.07* (s, 0.4H), 2.24 (dd, 0.87H, $J = 15.3, 5.7$ Hz), 2.74* (s, 0.4H), 2.78 (s, 2.6H), 3.91* (brq, 0.13H, $J = 6.6$ Hz), 3.94* (brd, 0.13H, $J = 0.8$ Hz), 4.05 (brd, 0.87H, $J = 1.4$ Hz), 4.10 (brq, 0.87H, $J = 6.5$ Hz), 5.96–6.02* (m, 0.13H), 5.99 (dd, 0.87H, $J = 7.8, 5.7$ Hz); ^{13}C NMR (150

² Optical rotation of **19** showed opposite sign to the reported data (F. E. McDonald et al. *Org. Lett.* **2007**, *9*, 3547.), due to its different diastereomer ratio, probably.

MHz, CDCl₃, signals from the minor diastereomer are marked with an asterisk) δ 15.4, 16.9*, 21.1*, 21.2, 24.6*, 24.9, 25.3*, 25.5, 32.0, 32.5*, 56.8*, 57.1, 65.1, 67.5*, 79.4*, 79.8, 90.7, 90.8*, 156.8, 157.1*, 169.7, 169.8*; IR (ATR) 2983, 1749, 1430, 1400, 1239, 1207, 1144, 1117, 1010, 949, 760, 649 cm⁻¹; HRMS (ESI-TOF) calcd for C₁₁H₁₈NO₅ ([M+H]⁺) *m/z* 244.1180, found *m/z* 244.1194.

7.7240
7.7043
7.6898
7.6743
7.6679
7.6541
7.6038
7.5895
7.5015
7.4888
7.3764
7.3643
7.3514
7.3334
7.3209
7.3091
7.2993
7.2895
7.2836
7.2702
7.2471
7.2277
7.1934
7.1814
7.1306
7.1274
7.1158
7.1127
6.5422
5.6755
5.6716
4.7892
4.7703
4.5107
4.4918
4.2463
4.2355
4.2246
4.2138
3.4910
2.2864
2.2640
2.2345
2.2273
2.2116
2.2044
1.9694
1.9414
1.9342
1.8362
1.7280
1.6843
1.6368
1.5642
1.5482
1.5332
1.5210
1.4869
1.4749
1.3870
1.3256
1.3146
1.3031
1.2711
1.2602
1.2343
1.2190
1.1957
1.1842
1.1634
1.1521
0.8084
-0.0002

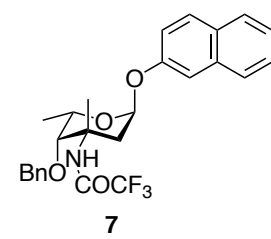
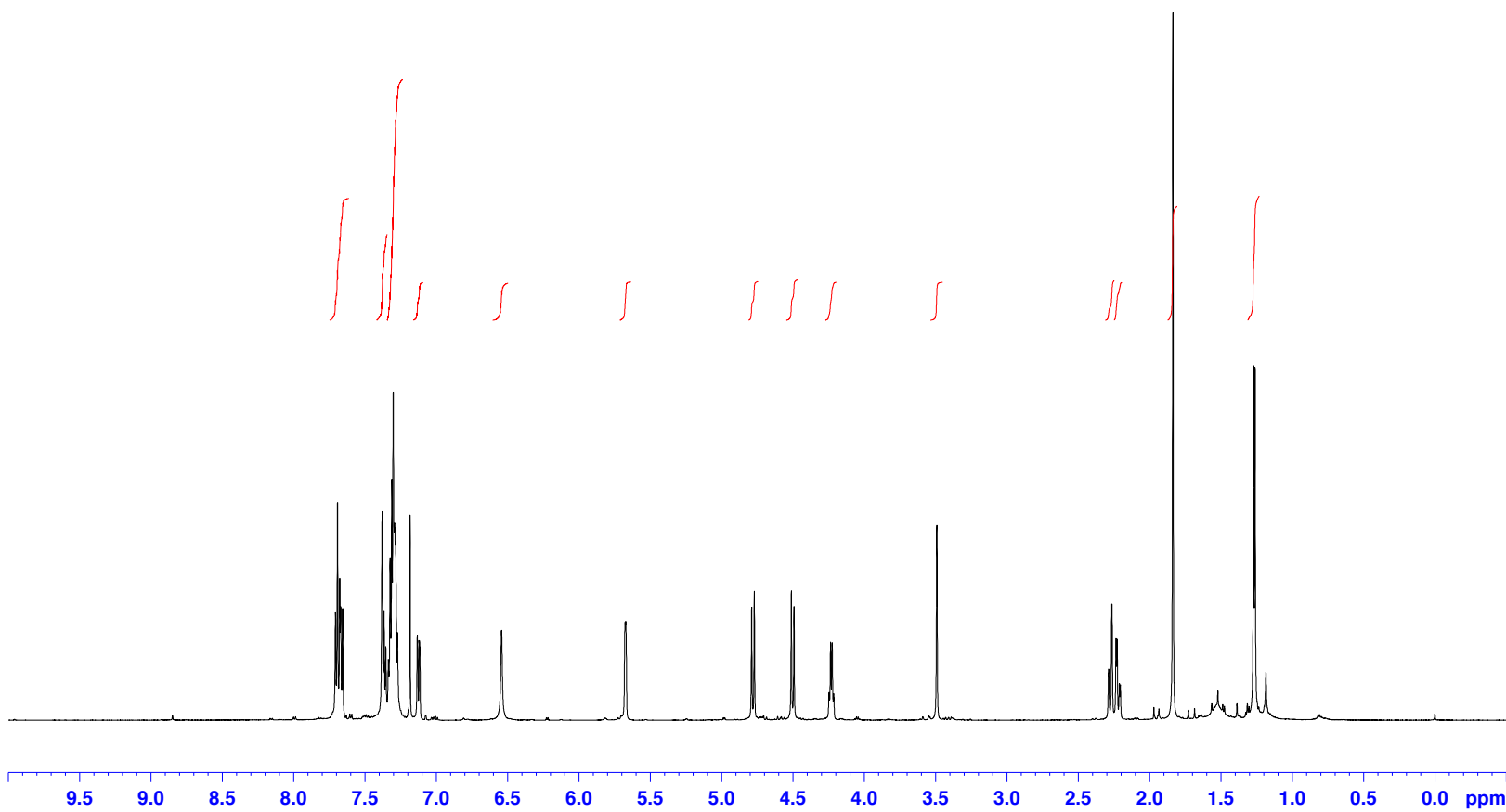


Current Data Parameters
NAME TFA-O-alpha
EXPNO 10
PROCNO 1

F2 - Acquisition Parameters
Date_ 20190131
Time 13.46
INSTRUM spect
PROBHD 5 mm CPPBBO BB
PULPROG zg30
TD 65536
SOLVENT CDCl3
NS 16
DS 2
SWH 12019.230 Hz
FIDRES 0.183399 Hz
AQ 2.7262976 sec
RG 17.5
DW 41.600 use
DE 10.00 use
TE 300.1 K
D1 1.00000000 sec
TD0 1

==== CHANNEL f1 =====
SFO1 600.1337060 MHz
NUC1 1H
P1 12.00 use
PLW1 23.00000000 W

F2 - Processing parameters
SI 65536
SF 600.1300615 MHz
WDW EM
SSB 0
LB 0.30 Hz
GB 0
PC 1.00





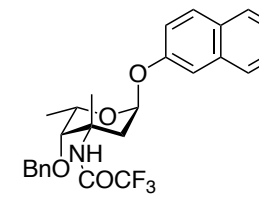
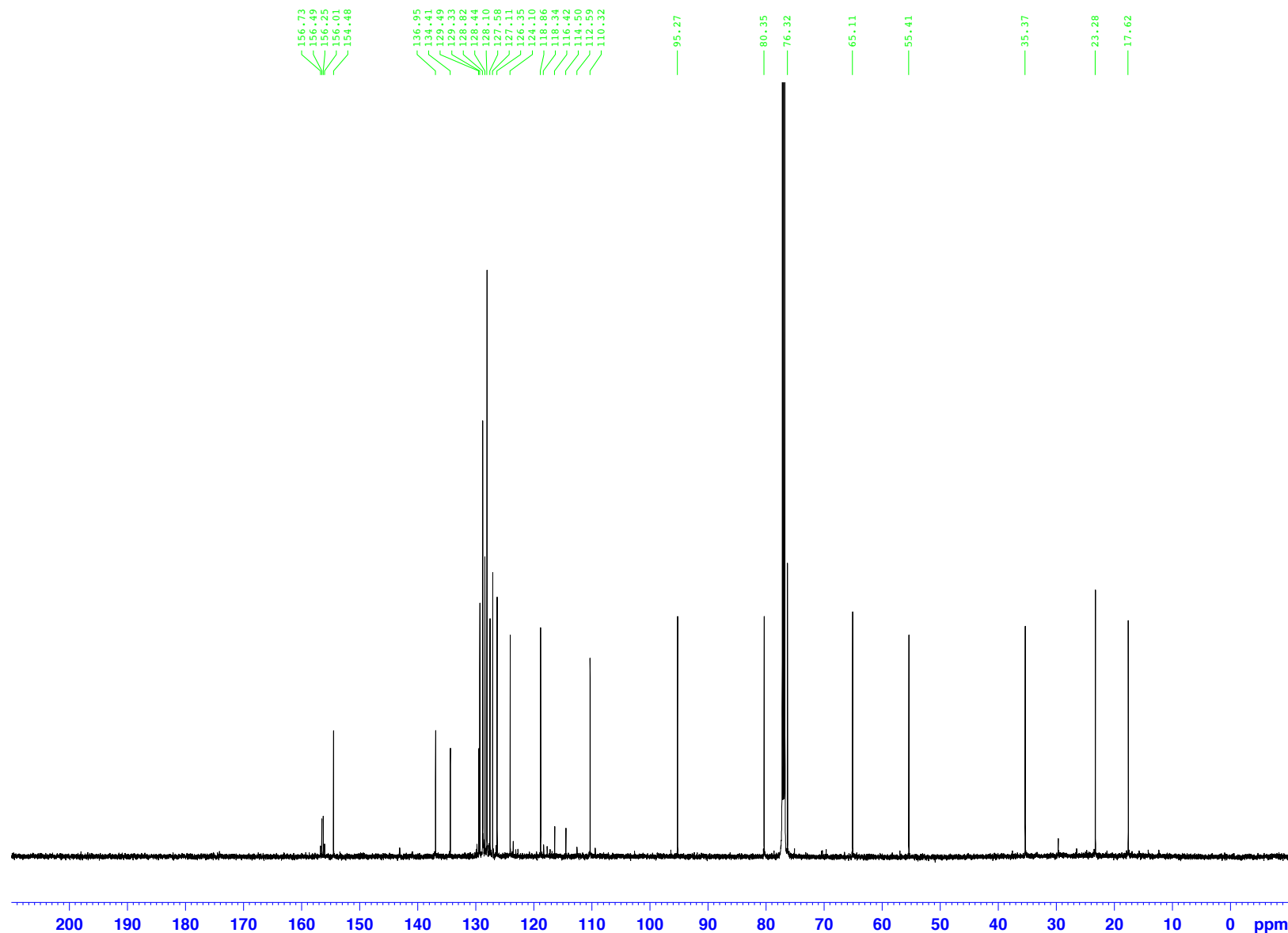
Current Data Parameters
NAME TFA-O-alpha
EXPNO 11
PROCNO 1

F2 - Acquisition Parameters
Date_ 20190131
Time 14.38
INSTRUM spect
PROBHD 5 mm CPPBBO BB
PULPROG zgpg30
TD 65536
SOLVENT CDCl3
NS 1024
DS 4
SWH 36057.691 Hz
FIDRES 0.550197 Hz
AQ 0.9087659 sec
RG 175.56
DW 13.867 use
DE 18.00 use
TE 300.1 K
D1 2.0000000 sec
D11 0.0300000 sec
TD0 1

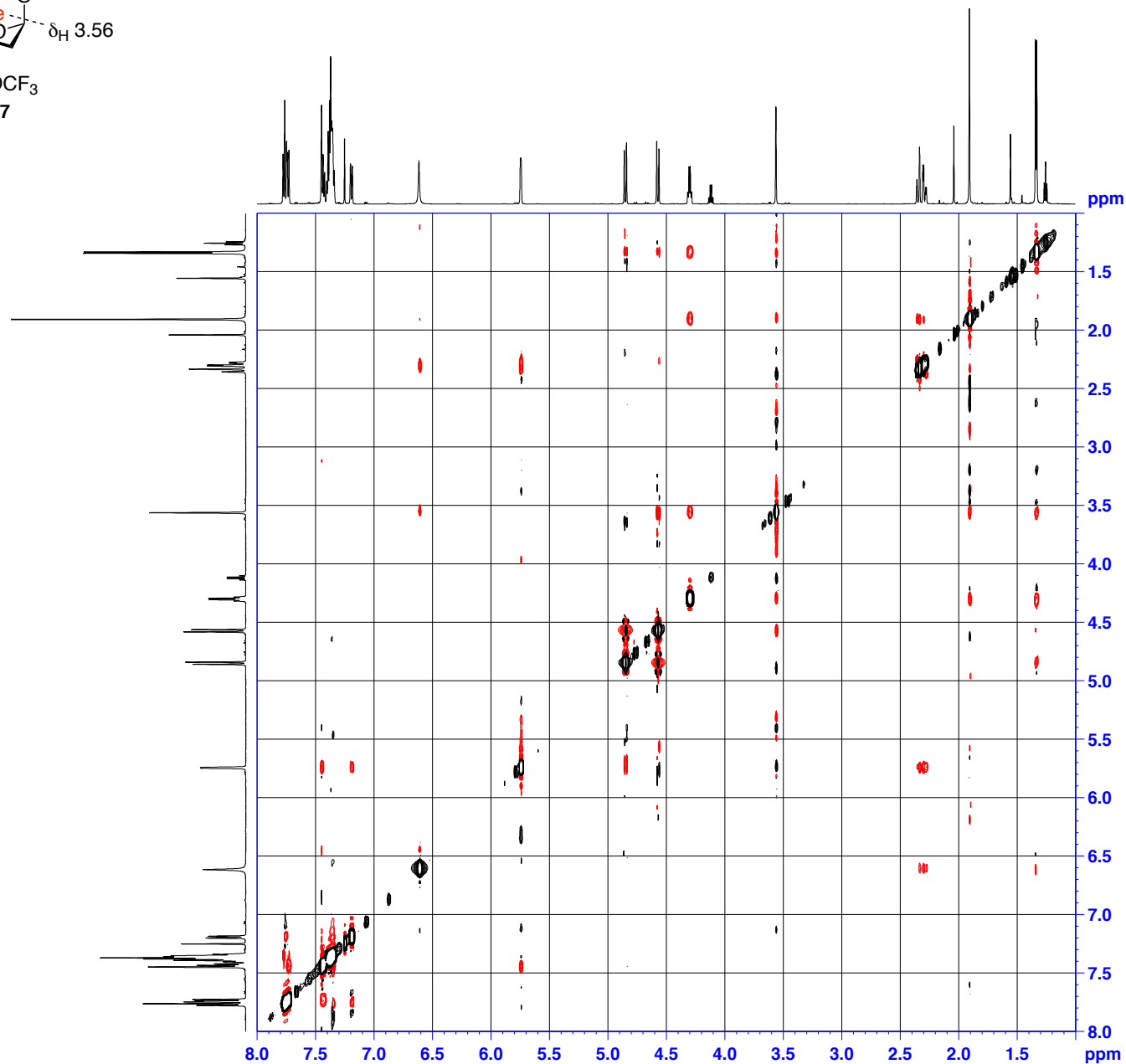
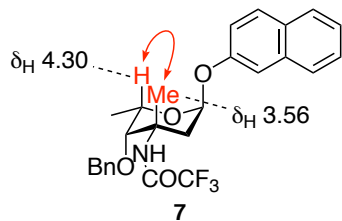
==== CHANNEL f1 =====
SFO1 150.9178981 MHz
NUC1 13C
P1 10.00 use
PLW1 70.00000000 W

==== CHANNEL f2 =====
SFO2 600.1324005 MHz
NUC2 1H
CPDPRG[2] waltz16
PCPD2 70.00 use
PLW2 14.00000000 W
PLW12 0.64286000 W
PLW13 0.32335001 W

F2 - Processing parameters
SI 32768
SF 150.9028127 MHz
WDW EM
SSB 0
LB 1.00 Hz
GB 0
PC 1.40



Key NOE Correlation



Current Data Parameters
 NAME TFAamide-bNaphthol-O-
 EXPNO 3
 PROCNO 1

F2 - Acquisition Parameters
 Date_ 20140118
 Time_ 20.18
 INSTRUM spect
 PROBHD 5 mm CPPBBO BB
 PULPROG noesypphpp
 TD 2048
 SOLVENT CDCl3
 NS 4
 DS 32
 SWH 5494.505 Hz
 FIDRES 2.682864 Hz
 AQ 0.1863680 sec
 RG 61.57
 DW 91.000 usec
 DE 10.00 usec
 TE 300.0 K
 D0 0.00007572 sec
 D1 1.98402500 sec
 D8 0.64999998 sec
 D11 0.03000000 sec
 D12 0.00002000 sec
 D16 0.00020000 sec
 IN0 0.00018200 sec

===== CHANNEL f1 =====
 SF01 600.1324273 MHz
 NUC1 1H
 P1 12.00 usec
 P2 24.00 usec
 P17 2500.00 usec
 PLW1 23.00000000 W
 PLW10 4.89940023 W

===== GRADIENT CHANNEL =====
 GPNAM[1] SMSQ10.100
 GPZ1 40.00 %
 P16 1000.00 usec

F1 - Acquisition parameters
 TD 64
 SF01 600.1324 MHz
 FIDRES 85.851646 Hz
 SW 9.155 ppm
 FnmODE States-TPPI

F2 - Processing parameters
 SI 1024
 SF 600.1300228 MHz
 WDW QSINE
 SSB 2
 LB 0 Hz
 GB 0
 PC 1.00

F1 - Processing parameters
 SI 1024
 MC2 States-TPPI
 SF 600.1300228 MHz
 WDW QSINE
 SSB 2
 LB 0 Hz
 GB 0

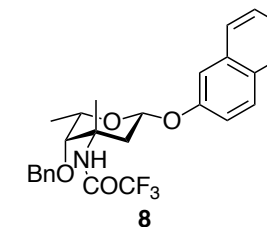
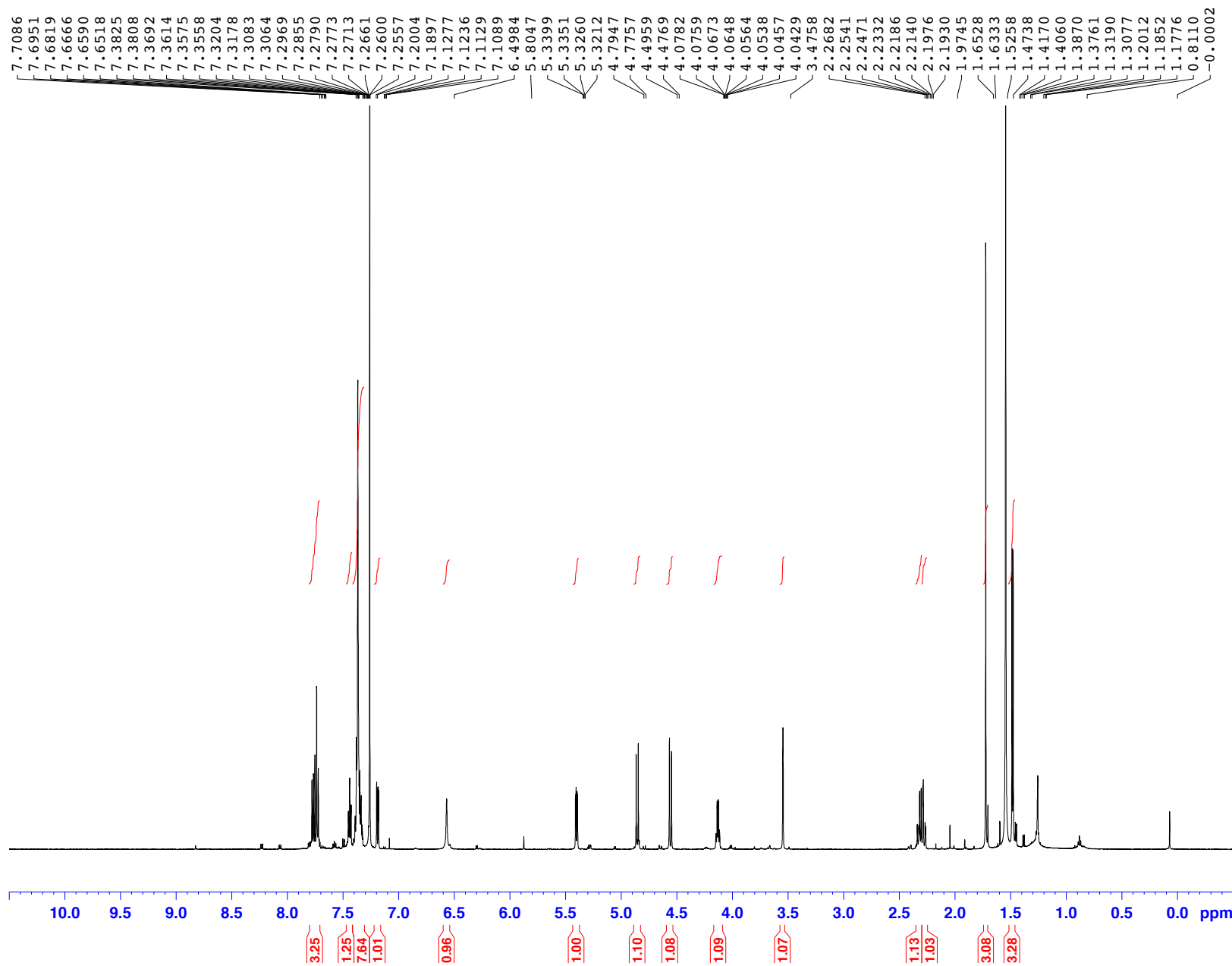


Current Data Parameters
NAME TFA-O-beta
EXPNO 20
PROCNO 1

F2 - Acquisition Parameters
Date_ 20190201
Time 18.26
INSTRUM spect
PROBHD 5 mm CPPBBO BB
PULPROG zg30
TD 65536
SOLVENT CDCl3
NS 32
DS 2
SWH 12019.230 Hz
FIDRES 0.183399 Hz
AQ 2.7262976 sec
RG 31.94
DW 41.600 use
DE 10.00 use
TE 300.1 K
D1 1.00000000 sec
TD0 1

==== CHANNEL f1 =====
SFO1 600.1337060 MHz
NUC1 1H
P1 12.00 use
PLW1 23.00000000 W

F2 - Processing parameters
SI 65536
SF 600.1300144 MHz
WDW EM
SSB 0
LB 0.30 Hz
GB 0
PC 1.00





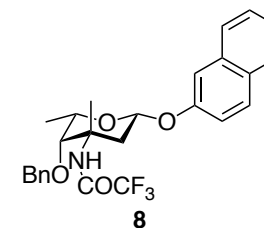
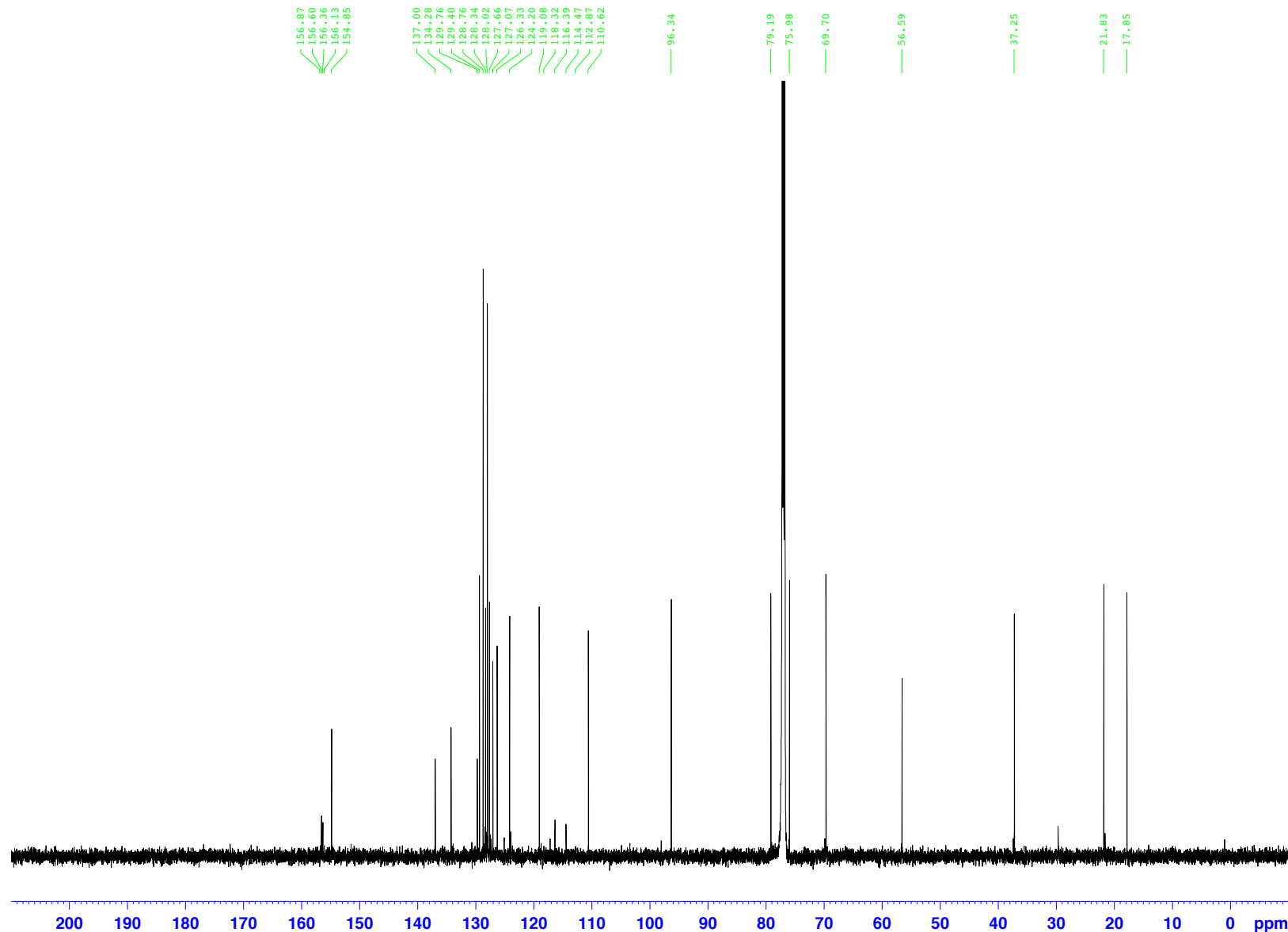
Current Data Parameters
NAME TFA-O-beta
EXPNO 21
PROCNO 1

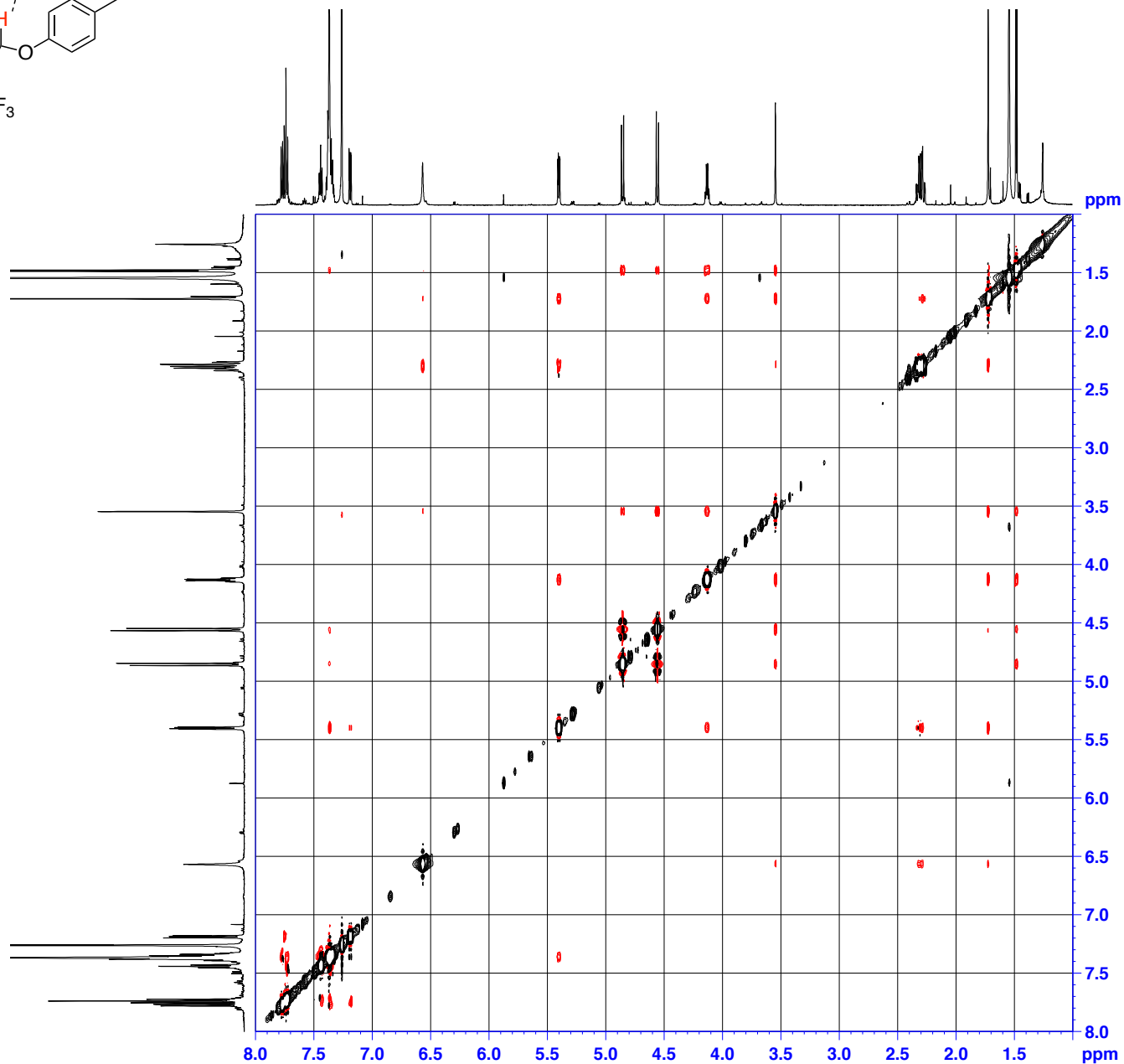
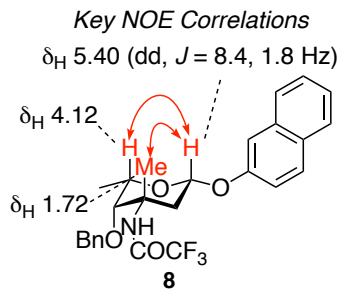
F2 - Acquisition Parameters
Date_ 20190202
Time 8.12
INSTRUM spect
PROBHD 5 mm CPPBBO BB
PULPROG zgpg30
TD 65536
SOLVENT CDCl3
NS 6200
DS 4
SWH 36057.691 Hz
FIDRES 0.550197 Hz
AQ 0.9087659 sec
RG 175.56
DW 13.867 use
DE 18.00 use
TE 300.0 K
D1 2.0000000 sec
D11 0.0300000 sec
TD0 1

==== CHANNEL f1 =====
SFO1 150.9178981 MHz
NUC1 13C
P1 10.00 use
PLW1 70.00000000 W

==== CHANNEL f2 =====
SFO2 600.1324005 MHz
NUC2 1H
CPDPRG[2] waltz16
PCPD2 70.00 use
PLW2 14.00000000 W
PLW12 0.64286000 W
PLW13 0.32335001 W

F2 - Processing parameters
SI 32768
SF 150.9028090 MHz
WDW EM
SSB 0
LB 1.00 Hz
GB 0
PC 1.40





Current Data Parameters

NAME TFA-O-beta
 EXPNO 22
 PROCNO 1

F2 - Acquisition Parameters

Date_ 20190202
 Time 8.14
 INSTRUM spect
 PROBHD 5 mm CPPBBO BB
 PULPROG noesygpphnp
 TD 2048
 SOLVENT CDCl3
 NS 4
 DS 32
 SWH 4901.961 Hz
 FIDRES 2.393536 Hz
 AQ 0.2088960 sec
 RG 53.53
 DW 102.000 usec
 DE 10.00 usec
 TE 300.0 K
 D0 0.00008672 sec
 D1 1.96149695 sec
 D8 0.30000001 sec
 D11 0.03000000 sec
 D12 0.00002000 sec
 D16 0.00020000 sec
 IN0 0.00020400 sec

===== CHANNEL f1 =====

SFO1 600.1325954 MHz
 NUC1 1H
 P1 12.00 usec
 P2 24.00 usec
 P17 2500.00 usec
 PLW1 23.00000000 W
 PLW10 5.29920006 W

===== GRADIENT CHANNEL =====

GPMAM[1] SMSQ10.100
 GPF1 40.00 %
 P16 1000.00 usec

F1 - Acquisition parameters

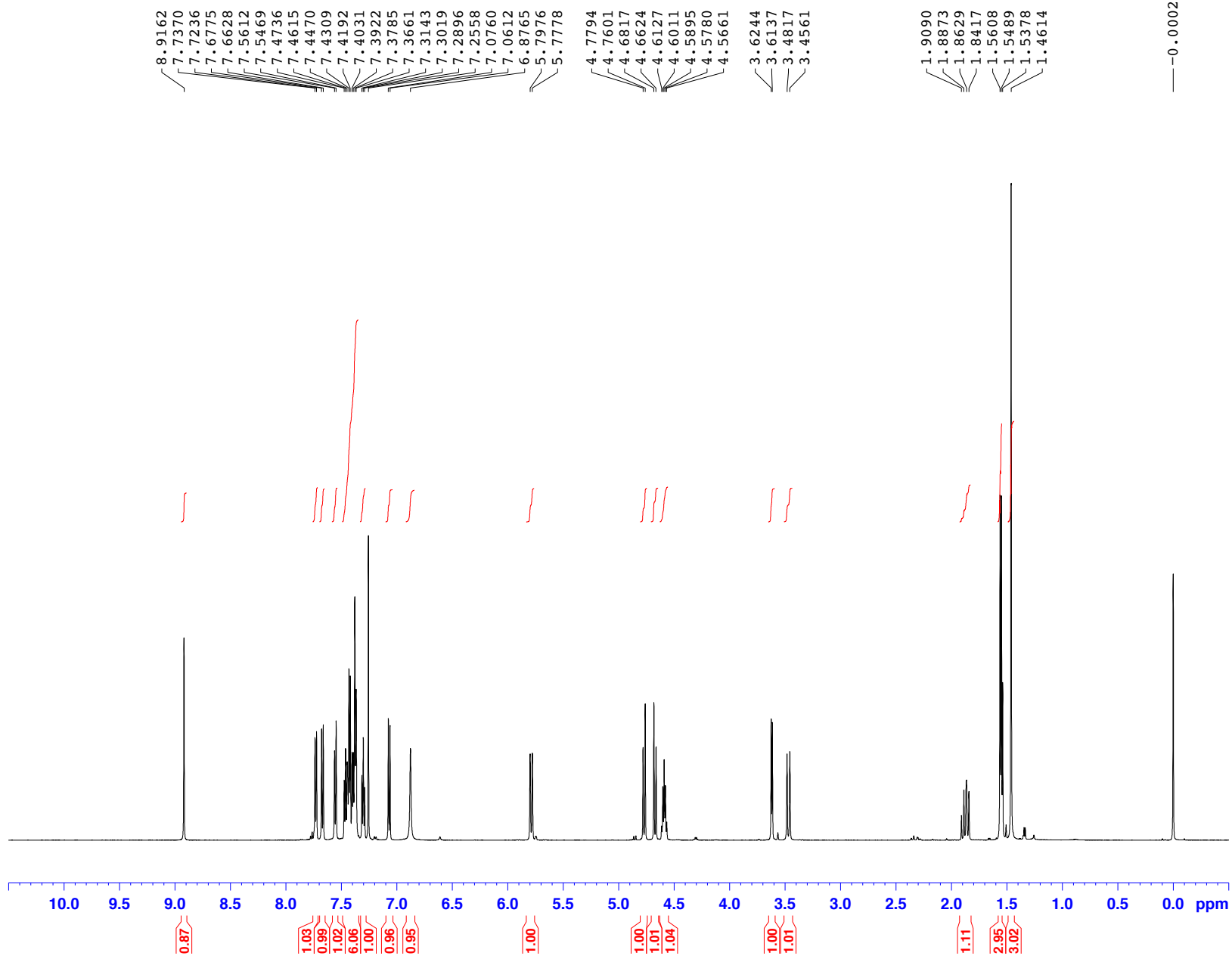
TD 256
 SFO1 600.1326 MHz
 FIDRES 19.148285 Hz
 SW 8.168 ppm
 FnmODE States-TPPI

F2 - Processing parameters

SI 1024
 SF 600.1300144 MHz
 WDW QSINE
 SSB 2
 LB 0 Hz
 GB 0
 PC 1.00

F1 - Processing parameters

SI 1024
 MC2 States-TPPI
 SF 600.1300144 MHz
 WDW QSINE
 SSB 2
 LB 0 Hz
 GB 0



—0.0002

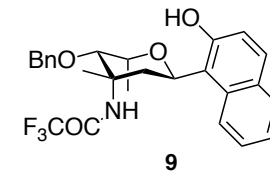


Current Data Parameters
 NAME TFAamide-bNaphthol
 EXPNO 1
 PROCNO 1

F2 - Acquisition Parameters
 Date_ 20140118
 Time_ 18.50
 INSTRUM spect
 PROBHD 5 mm CPPBBO BB
 PULPROG zg30
 TD 65536
 SOLVENT CDC13
 NS 32
 DS 2
 SWH 12019.230 Hz
 FIDRES 0.183399 Hz
 AQ 2.7262976 sec
 RG 31.94
 DW 41.600 use
 DE 10.00 use
 TE 300.0 K
 D1 1.00000000 sec
 TD0 1

==== CHANNEL f1 =====
 SFO1 600.1337060 MHz
 NUC1 1H
 P1 12.00 use
 PLW1 23.00000000 W

F2 - Processing parameters
 SI 65536
 SF 600.1300191 MHz
 WDW EM
 SSB 0
 LB 0.30 Hz
 GB 0
 PC 1.00





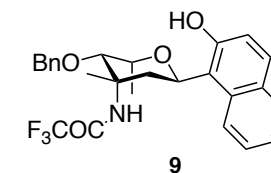
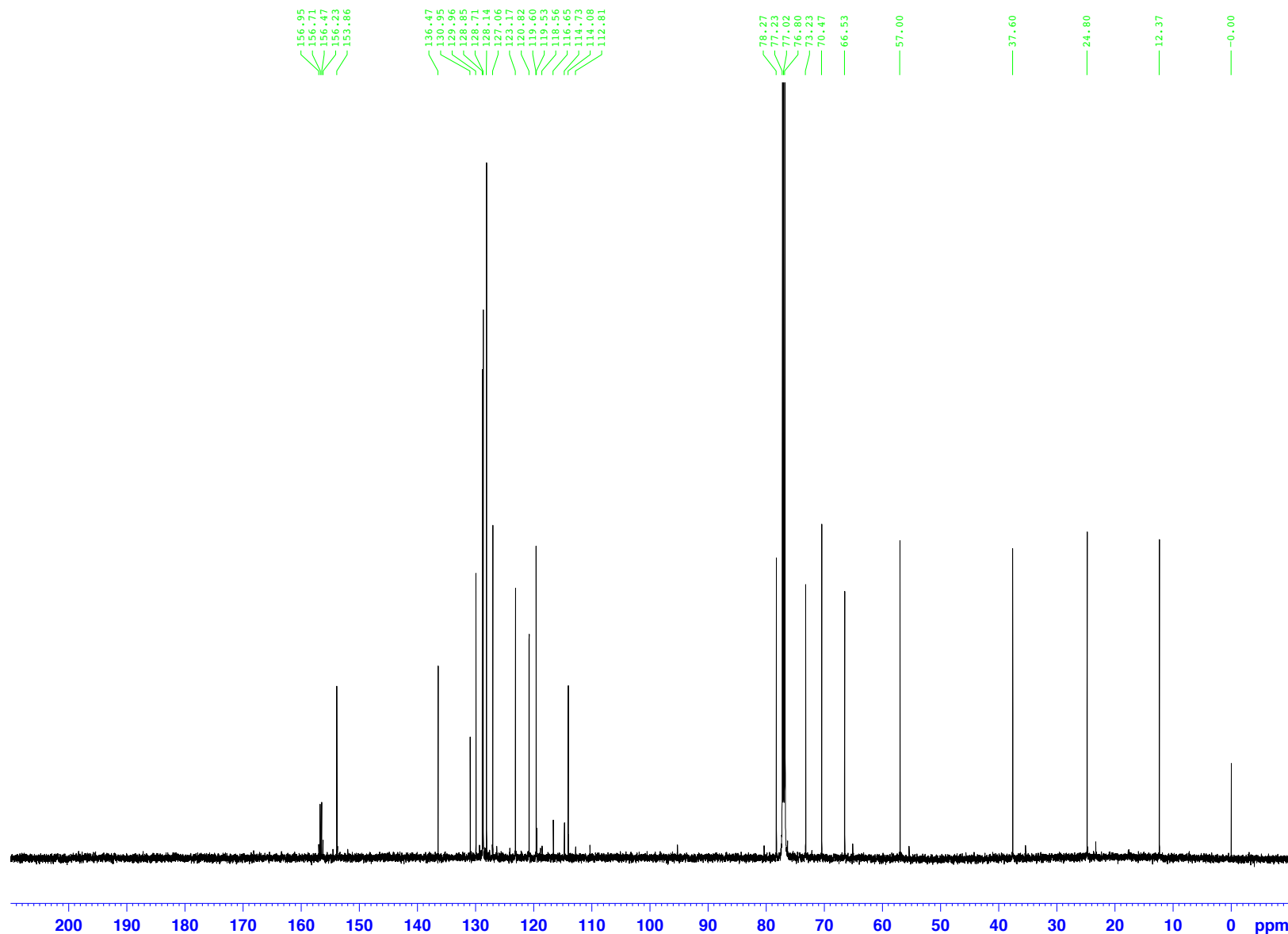
Current Data Parameters
NAME TFAamide-bNaphthol
EXPNO 2
PROCNO 1

F2 - Acquisition Parameters
Date_ 20140118
Time_ 19.42
INSTRUM spect
PROBHD 5 mm CPPBBO BB
PULPROG zgpg30
TD 65536
SOLVENT CDCl3
NS 1024
DS 4
SWH 36057.691 Hz
FIDRES 0.550197 Hz
AQ 0.9087659 sec
RG 175.56
DW 13.867 use
DE 18.00 use
TE 300.0 K
D1 2.0000000 sec
D11 0.0300000 sec
TD0 1

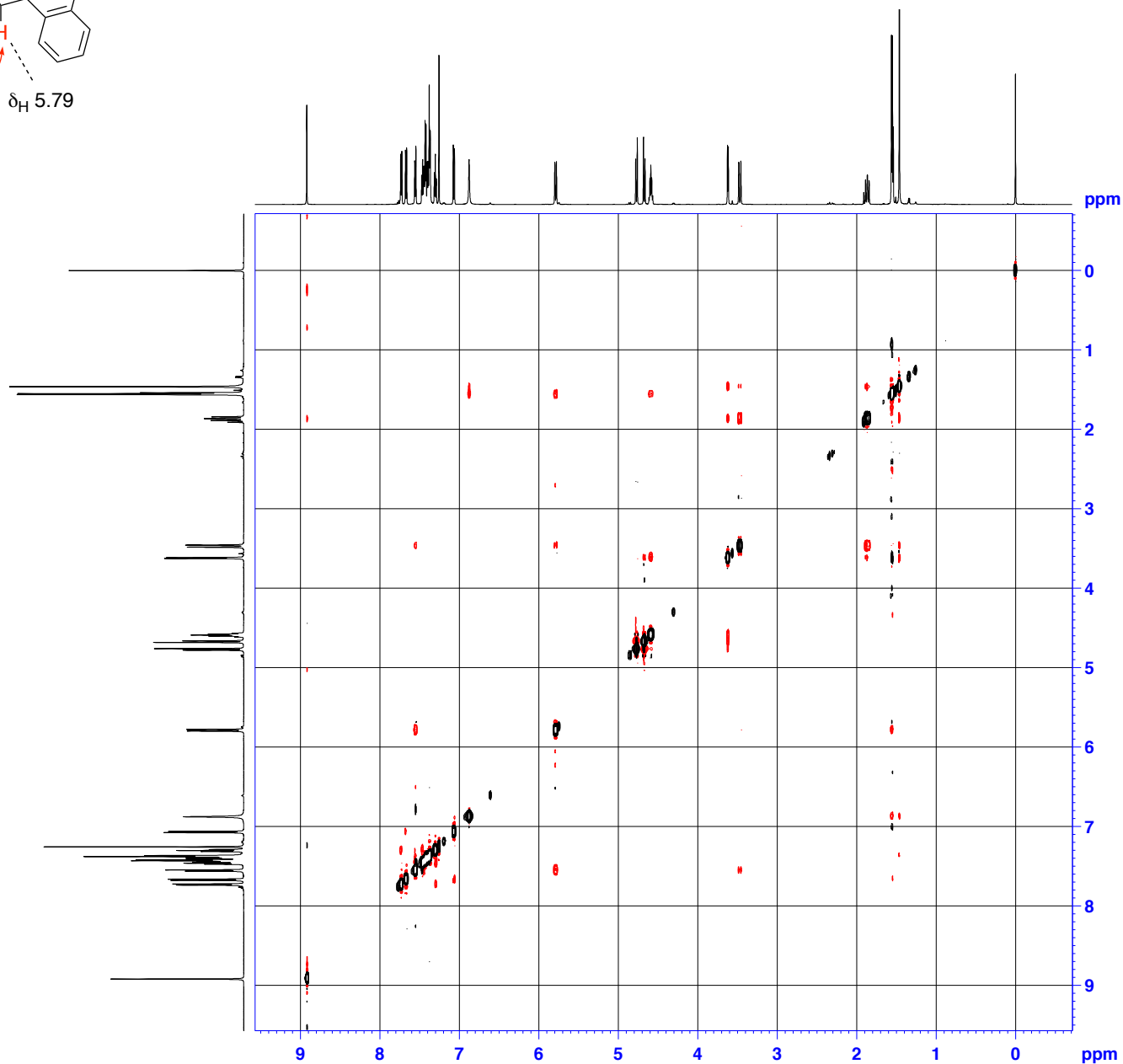
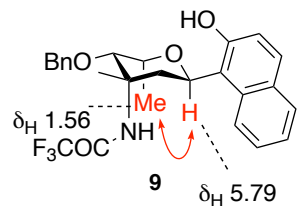
===== CHANNEL f1 =====
SFO1 150.9178981 MHz
NUC1 13C
P1 10.00 use
PLW1 70.0000000 W

===== CHANNEL f2 =====
SFO2 600.1324005 MHz
NUC2 1H
CPDPRG[2] waltz16
PCPD2 70.00 use
PLW2 26.0000000 W
PLW12 0.76407999 W
PLW13 0.37439999 W

F2 - Processing parameters
SI 32768
SF 150.9028095 MHz
WDW EM
SSB 0
LB 1.00 Hz
GB 0
PC 1.40



Key NOE Correlation



Current Data Parameters
 NAME TFAamide-bNaphthol-C-
 EXPNO 3
 PROCNO 1

F2 - Acquisition Parameters
 Date_ 20140118
 Time 19.44
 INSTRUM spect
 PROBHD 5 mm CPPBBO BB
 PULPROG noesygpqhpp
 TD 2048
 SOLVENT CDCl3
 NS 4
 DS 32
 SWH 6172.839 Hz
 FIDRES 3.014082 Hz
 AQ 0.1658880 sec
 RG 61.57
 DW 81.000 usec
 DE 10.00 usec
 TE 300.0 K
 D0 0.00006572 sec
 D1 2.00450492 sec
 D8 0.64999998 sec
 D11 0.03000000 sec
 D12 0.00002000 sec
 D16 0.00020000 sec
 IN0 0.00016200 sec

===== CHANNEL f1 =====
 SF01 600.1326765 MHz
 NUC1 1H
 P1 12.00 usec
 P2 24.00 usec
 P17 2500.00 usec
 PLW1 23.0000000 W
 PLW10 4.89940023 W

===== GRADIENT CHANNEL =====
 GPNAM[1] SMSQ10.100
 GPZ1 40.00 %
 P16 1000.00 usec

F1 - Acquisition parameters
 TD 64
 SF01 600.1327 MHz
 FIDRES 96.450615 Hz
 SW 10.286 ppm
 FnmODE States-TPPI

F2 - Processing parameters
 SI 1024
 SF 600.1300191 MHz
 WDW QSINE
 SSB 2
 LB 0 Hz
 GB 0
 PC 1.00

F1 - Processing parameters
 SI 1024
 MC2 States-TPPI
 SF 600.1300191 MHz
 WDW QSINE
 SSB 2
 LB 0 Hz
 GB 0



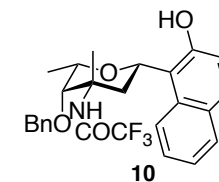
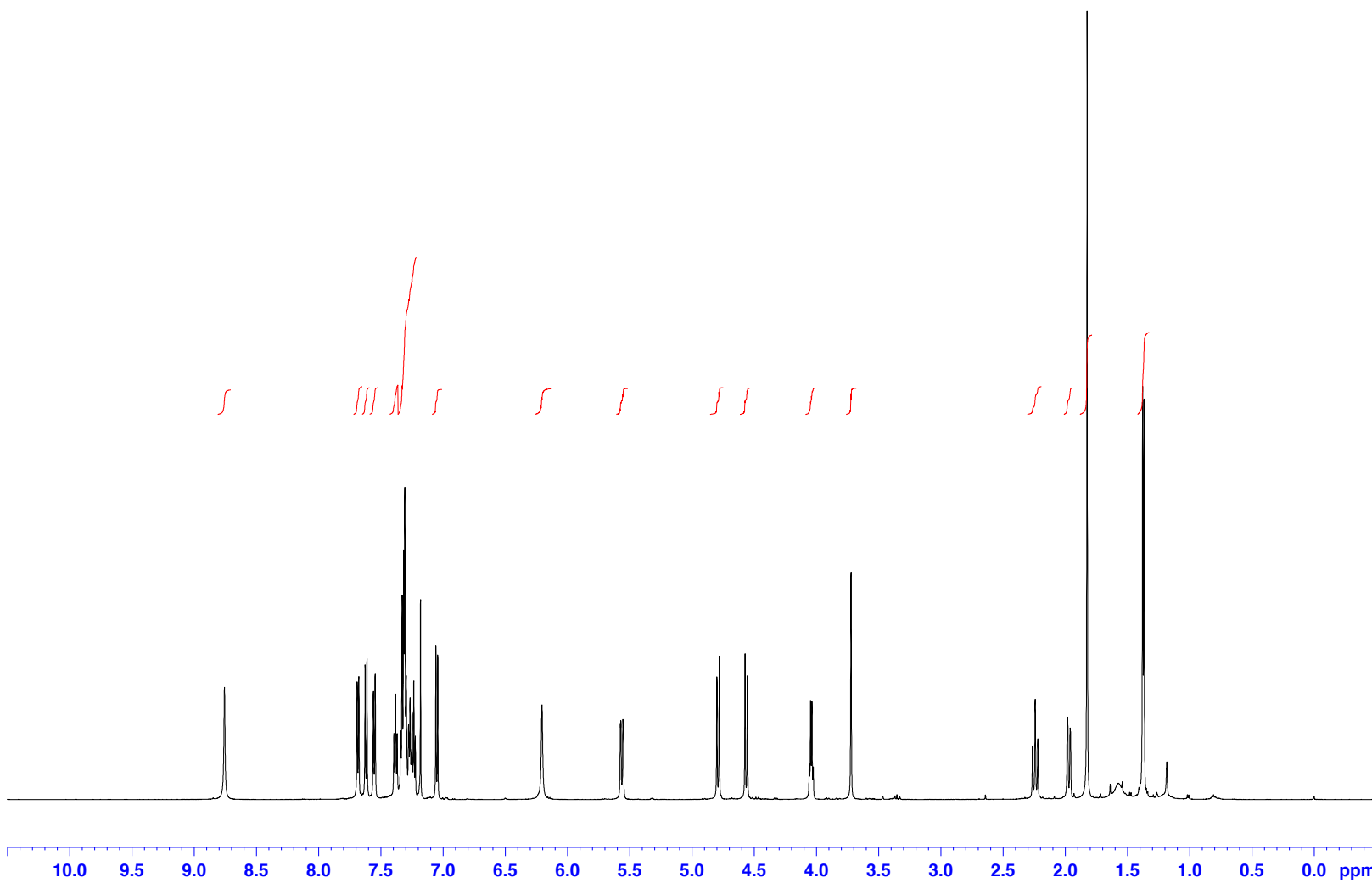
Current Data Parameters
NAME TFA-C-beta
EXPNO 1
PROCNO 1

F2 - Acquisition Parameters
Date_ 20190131
Time_ 11.20
INSTRUM spect
PROBHD 5 mm CPPBBO BB
PULPROG zg30
TD 65536
SOLVENT CDCl3
NS 16
DS 2
SWH 12019.230 Hz
FIDRES 0.183399 Hz
AQ 2.7262976 sec
RG 17.5
DW 41.600 use
DE 10.00 use
TE 300.1 K
D1 1.00000000 sec
TD0 1

==== CHANNEL f1 =====
SFO1 600.1337060 MHz
NUC1 1H
P1 12.00 use
PLW1 23.00000000 W

F2 - Processing parameters
SI 65536
SF 600.1300617 MHz
WDW EM
SSB 0
LB 0.30 Hz
GB 0
PC 1.00

8.7541
7.6905
7.6771
7.6602
7.6464
7.6264
7.6116
7.5599
7.5456
7.4258
7.3947
7.3823
7.3693
7.3412
7.3285
7.3165
7.3075
7.2960
7.2769
7.2652
7.2478
7.2353
7.2229
7.2016
7.1812
7.0576
7.0429
6.2050
5.5747
5.5709
5.5547
5.5510
4.7994
4.7804
4.7651
4.5731
4.5540
4.0568
4.0463
4.0356
4.0250
3.7213
3.3525
2.6413
2.2626
2.2413
2.2202
1.9810
1.9608
1.9294
1.8243
1.7157
1.6390
1.6287
1.5732
1.5420
1.5161
1.4829
1.4714
1.4273
1.4081
1.3969
1.3780
1.3673
1.3485
1.3374
1.2924
1.2640
1.2135
1.1839
1.0184
1.0077
0.8085





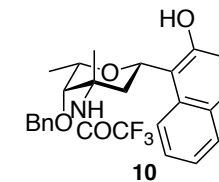
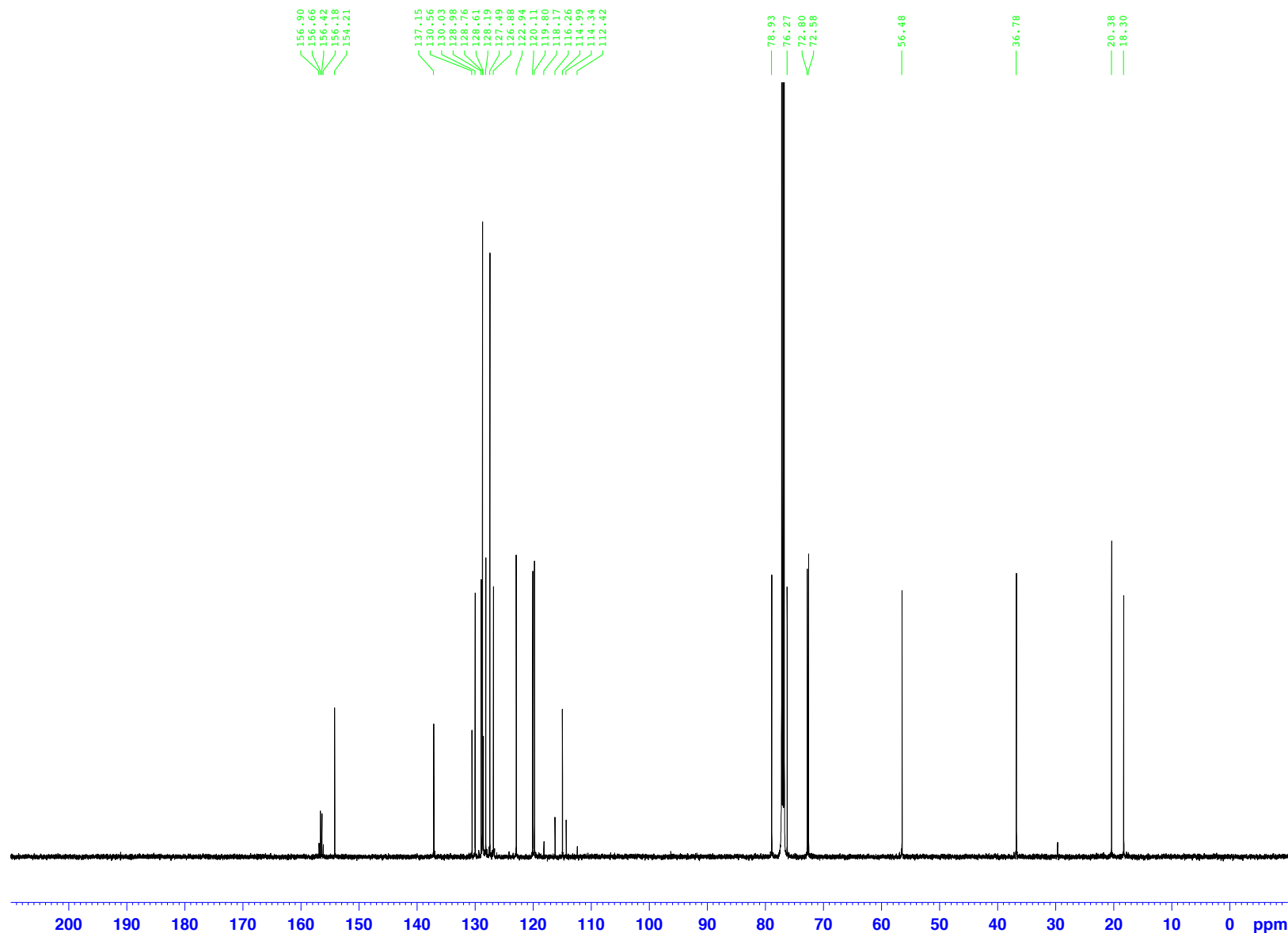
Current Data Parameters
NAME TFA-C-beta
EXPNO 2
PROCNO 1

F2 - Acquisition Parameters
Date_ 20190131
Time 12.11
INSTRUM spect
PROBHD 5 mm CPPBBO BB
PULPROG zgpg30
TD 65536
SOLVENT CDCl3
NS 1024
DS 4
SWH 36057.691 Hz
FIDRES 0.550197 Hz
AQ 0.9087659 sec
RG 175.56
DW 13.867 use
DE 18.00 use
TE 300.1 K
D1 2.00000000 sec
D11 0.03000000 sec
TDO 1

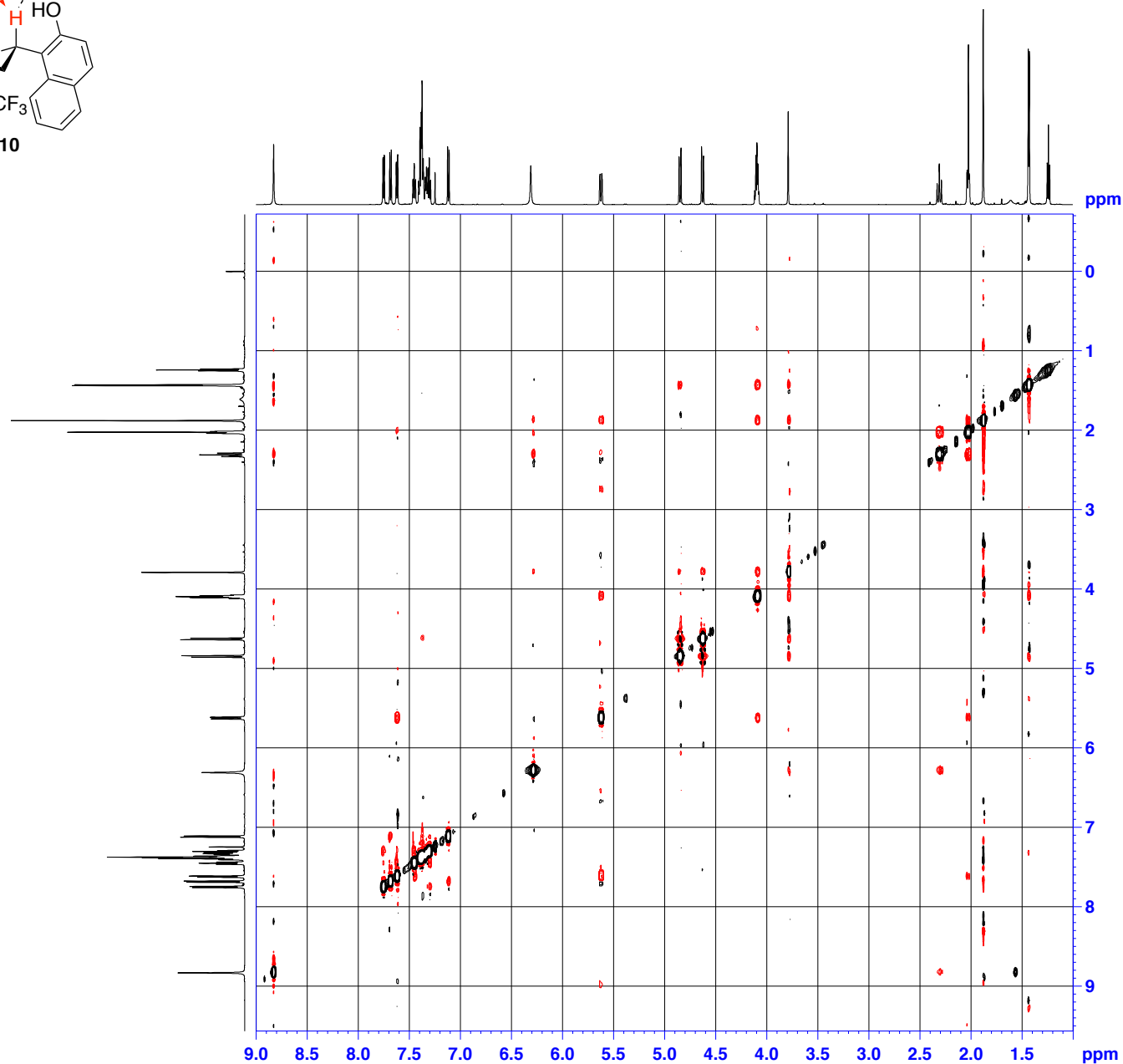
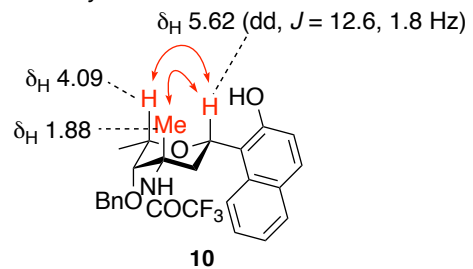
==== CHANNEL f1 =====
SFO1 150.9178981 MHz
NUC1 13C
P1 10.00 use
PLW1 70.00000000 W

==== CHANNEL f2 =====
SFO2 600.1324005 MHz
NUC2 1H
CPDPRG[2] waltz16
PCPD2 70.00 use
PLW2 14.00000000 W
PLW12 0.64286000 W
PLW13 0.32335001 W

F2 - Processing parameters
SI 32768
SF 150.9028134 MHz
WDW EM
SSB 0
LB 1.00 Hz
GB 0
PC 1.40



Key NOE Correlations



Current Data Parameters
 NAME TFAamide-bNaphthol-C-
 EXPNO 3
 PROCNO 1

F2 - Acquisition Parameters
 Date_ 20140118
 Time 20.01
 INSTRUM spect
 PROBHD 5 mm CPPBBO BB
 PULPROG noesygpphpp
 TD 2048
 SOLVENT CDCl3
 NS 4
 DS 32
 SWH 6172.839 Hz
 FIDRES 3.014082 Hz
 AQ 0.1658880 sec
 RG 61.57
 DW 81.000 usec
 DE 10.00 usec
 TE 300.0 K
 D0 0.00006572 sec
 D1 2.00450492 sec
 D8 0.64999998 sec
 D11 0.03000000 sec
 D12 0.00002000 sec
 D16 0.00020000 sec
 INO 0.00016200 sec

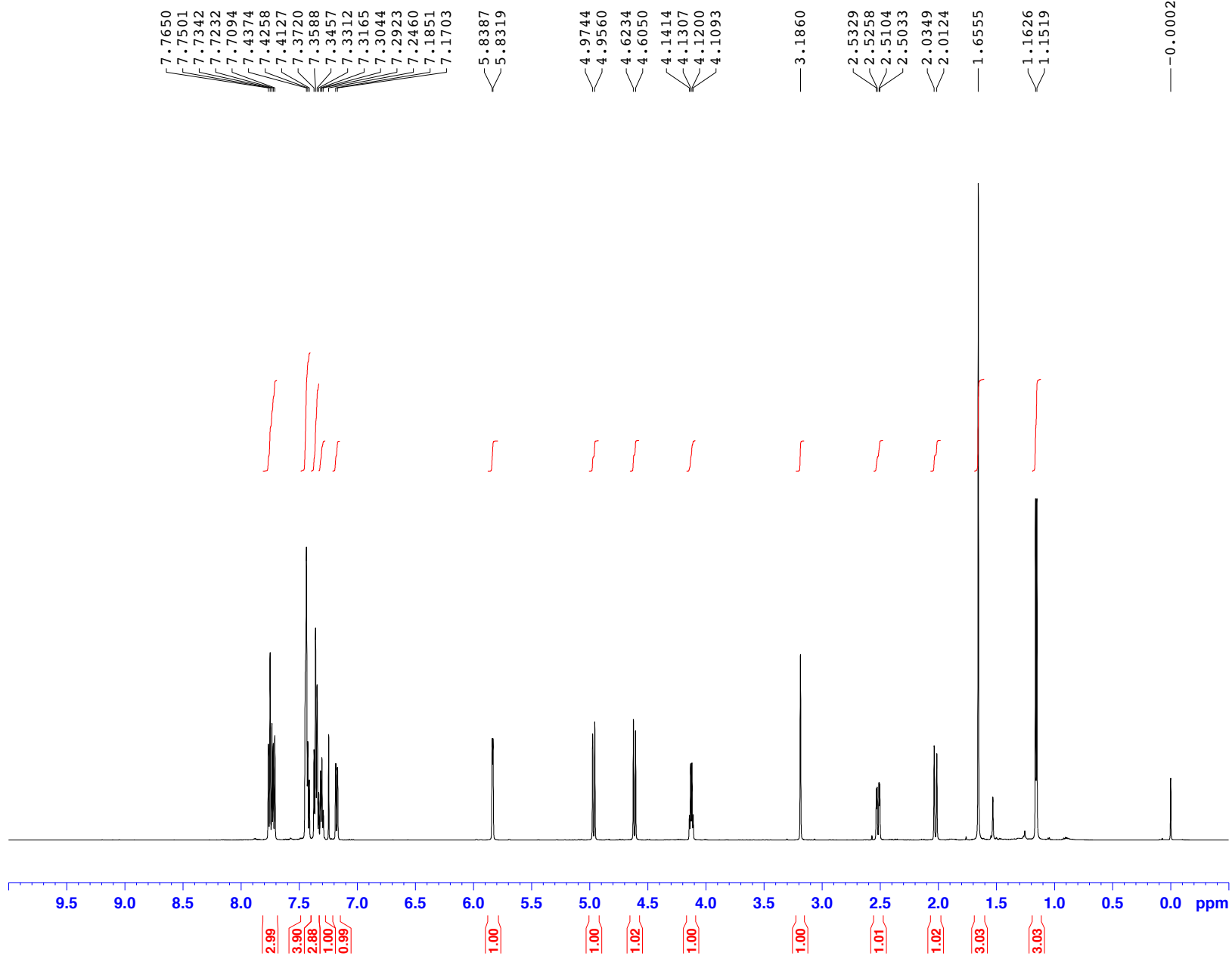
===== CHANNEL f1 =====
 SF01 600.1326781 MHz
 NUC1 1H
 P1 12.00 usec
 P2 24.00 usec
 P17 2500.00 usec
 PLW1 23.00000000 W
 PLW10 4.89940023 W

===== GRADIENT CHANNEL =====
 GPNAM[1] SMSQ10.100
 GPZ1 40.00 %
 P16 1000.00 usec

F1 - Acquisition parameters
 TD 64
 SF01 600.1327 MHz
 FIDRES 96.450615 Hz
 SW 10.286 ppm
 F1MODE States-TPPI

F2 - Processing parameters
 SI 1024
 SF 600.1300244 MHz
 WDW QSINE
 SSB 2
 LB 0 Hz
 GB 0
 PC 1.00

F1 - Processing parameters
 SI 1024
 MC2 States-TPPI
 SF 600.1300244 MHz
 WDW QSINE
 SSB 2
 LB 0 Hz
 GB 0

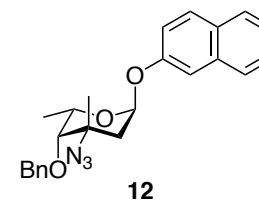


Current Data Parameters
 NAME Azide-bNaphthol-O-
 EXPNO 1
 PROCNO 1

F2 - Acquisition Parameters
 Date_ 20131224
 Time 10.45
 INSTRUM spect
 PROBHD 5 mm CPPBBO BB
 PULPROG zg30
 TD 65536
 SOLVENT CDCl3
 NS 16
 DS 2
 SWH 12019.230 Hz
 FIDRES 0.183399 Hz
 AQ 2.7262976 sec
 RG 31.94
 DW 41.600 use
 DE 10.00 use
 TE 300.0 K
 D1 1.00000000 sec
 TD0 1

==== CHANNEL f1 =====
 SFO1 600.1337060 MHz
 NUC1 1H
 P1 12.00 use
 PLW1 23.00000000 W

F2 - Processing parameters
 SI 65536
 SF 600.1300256 MHz
 WDW EM
 SSB 0
 LB 0.30 Hz
 GB 0
 PC 1.00





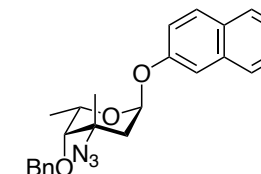
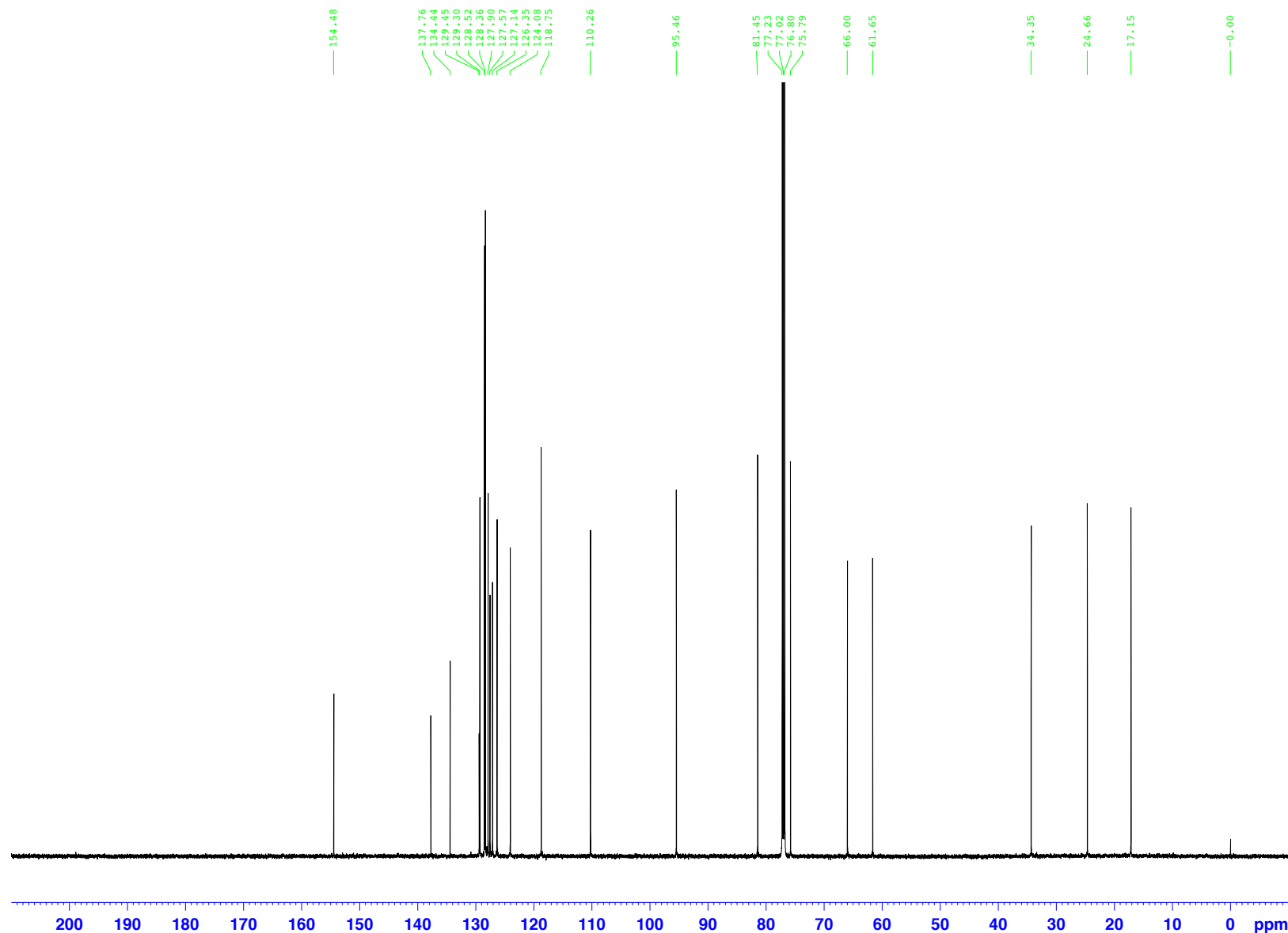
Current Data Parameters
NAME Azide-bNaphthol-O-
EXPNO 2
PROCNO 1

F2 - Acquisition Parameters
Date_ 20131224
Time 11.11
INSTRUM spect
PROBHD 5 mm CPPBBO BB
PULPROG zgpg30
TD 65536
SOLVENT CDCl3
NS 512
DS 4
SWH 36057.691 Hz
FIDRES 0.550197 Hz
AQ 0.9087659 sec
RG 175.56
DW 13.867 use
DE 18.00 use
TE 299.9 K
D1 2.00000000 sec
D11 0.03000000 sec
TD0 1

===== CHANNEL f1 =====
SFO1 150.9178981 MHz
NUC1 13C
P1 10.00 use
PLW1 70.00000000 W

===== CHANNEL f2 =====
SFO2 600.1324005 MHz
NUC2 1H
CPDPRG[2] waltz16
PCPD2 70.00 use
PLW2 26.00000000 W
PLW12 0.76407999 W
PLW13 0.37439999 W

F2 - Processing parameters
SI 32768
SF 150.9028121 MHz
WDW EM
SSB 0
LB 1.00 Hz
GB 0
PC 1.40



12



Current Data Parameters
NAME Azide-bNaphthol-O-alk
EXPNO 3
PROCNO 1

F2 - Acquisition Parameters
Date_ 20140119
Time 11.12
INSTRUM spect
PROBHD 5 mm CPPBBO BB
PULPROG noesygp3h13
TD 2048
SOLVENT CDCl3
NS 8
DS 32
SWH 5555.556 Hz
FIDRES 2.712674 Hz
AQ 0.1843200 sec
RG 61.57
DW 90.000 usec
DE 10.00 usec
TE 300.0 K
D0 0.00007472 sec
D1 1.98607302 sec
D8 0.69999999 sec
D11 0.03000000 sec
D12 0.00002000 sec
D16 0.00020000 sec
IN0 0.00018000 sec

==== CHANNEL f1 =====
SF01 600.1323860 MHz
NUC1 1H
P1 12.00 usec
P2 24.00 usec
P17 2500.00 usec
PLW1 23.00000000 W
PLW10 4.89940023 W

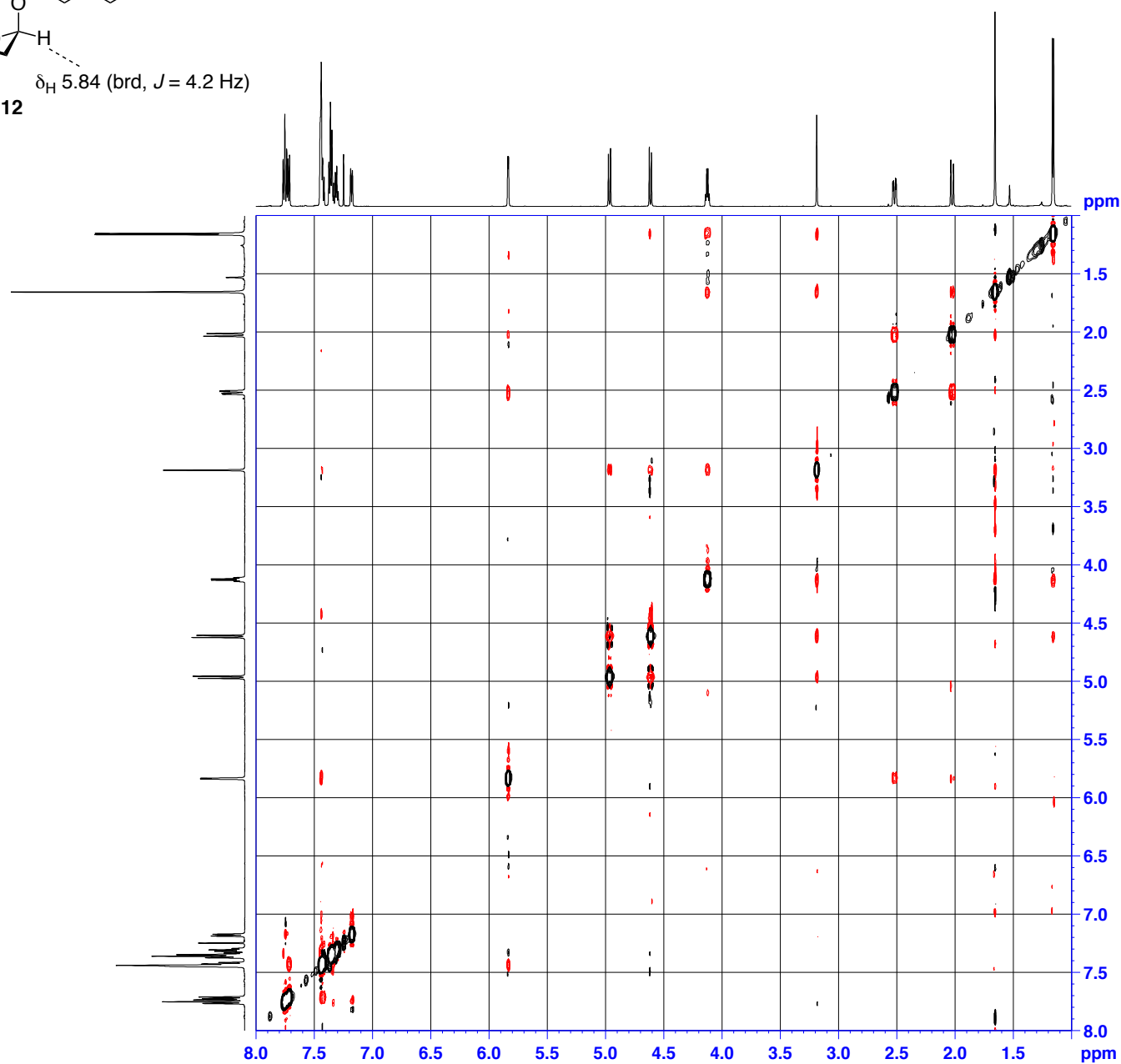
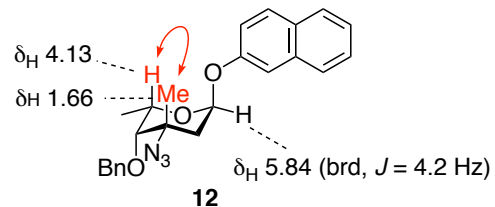
==== GRADIENT CHANNEL =====
GPNAM[1] SMSQ10.100
GPZ1 40.00 %
P16 1000.00 usec

F1 - Acquisition parameters
TD 64
SF01 600.1324 MHz
FIDRES 86.805557 Hz
SW 9.257 ppm
FnMODE States-TPPI

F2 - Processing parameters
SI 1024
SF 600.1300256 MHz
WDW QSINE
SSB 2
LB 0 Hz
GB 0
PC 1.00

F1 - Processing parameters
SI 1024
MC2 States-TPPI
SF 600.1300256 MHz
WDW QSINE
SSB 2
LB 0 Hz
GB 0

Key NOE Correlation



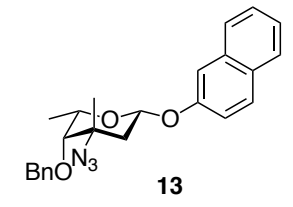
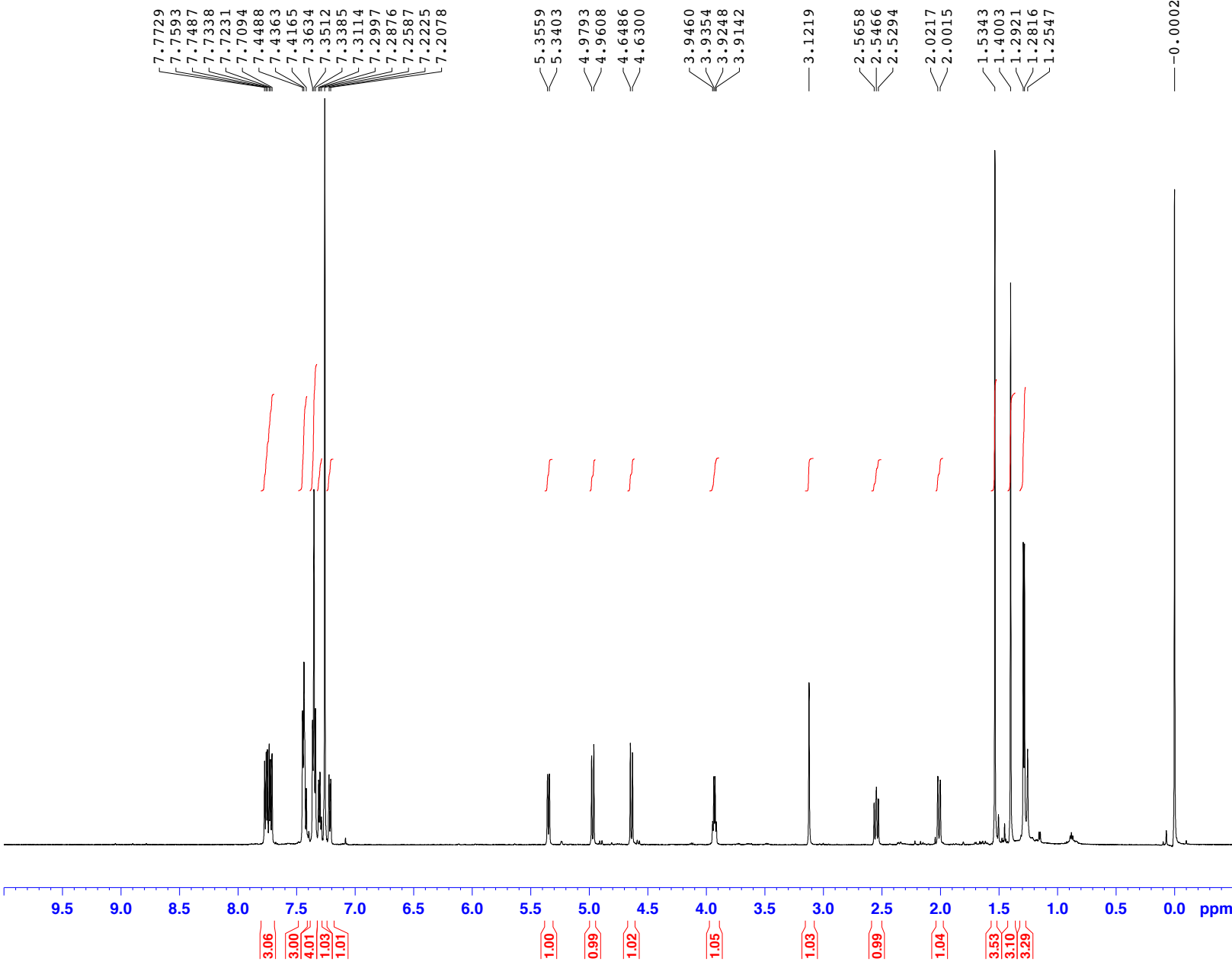


Current Data Parameters
NAME Azide-bNaphthol-0-
EXPNO 1
PROCNO 1

F2 - Acquisition Parameters
Date_ 20131224
Time 11.19
INSTRUM spect
PROBHD 5 mm CPPBBO BB
PULPROG zg30
TD 65536
SOLVENT CDCl3
NS 64
DS 2
SWH 12019.230 Hz
FIDRES 0.183399 Hz
AQ 2.7262976 sec
RG 31.94
DW 41.600 use
DE 10.00 use
TE 300.0 K
D1 1.00000000 sec
TD0 1

==== CHANNEL f1 =====
SFO1 600.1337060 MHz
NUC1 1H
P1 12.00 use
PLW1 23.00000000 W

F2 - Processing parameters
SI 65536
SF 600.1300177 MHz
WDW EM
SSB 0
LB 0.30 Hz
GB 0
PC 1.00





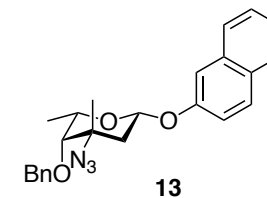
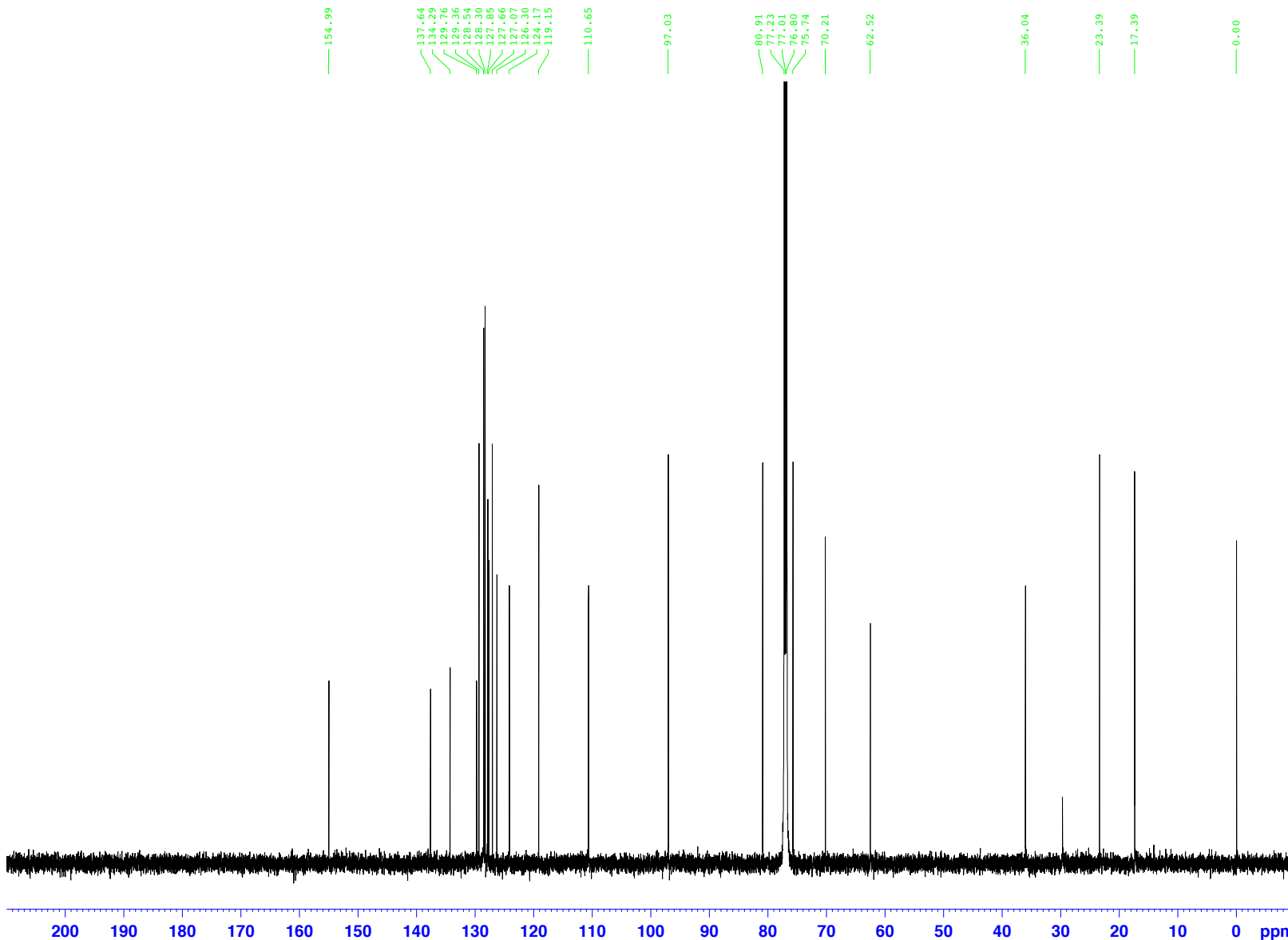
Current Data Parameters
NAME Azide-bNaphthol-0-
EXPNO 2
PROCNO 1

F2 - Acquisition Parameters
Date_ 20131225
Time_ 3.56
INSTRUM spect
PROBHD 5 mm CPPBBO BB
PULPROG zgpg30
TD 65536
SOLVENT CDCl3
NS 4096
DS 4
SWH 36057.691 Hz
FIDRES 0.550197 Hz
AQ 0.9087659 sec
RG 175.56
DW 13.867 use
DE 18.00 use
TE 300.0 K
D1 2.0000000 sec
D11 0.0300000 sec
TD0 1

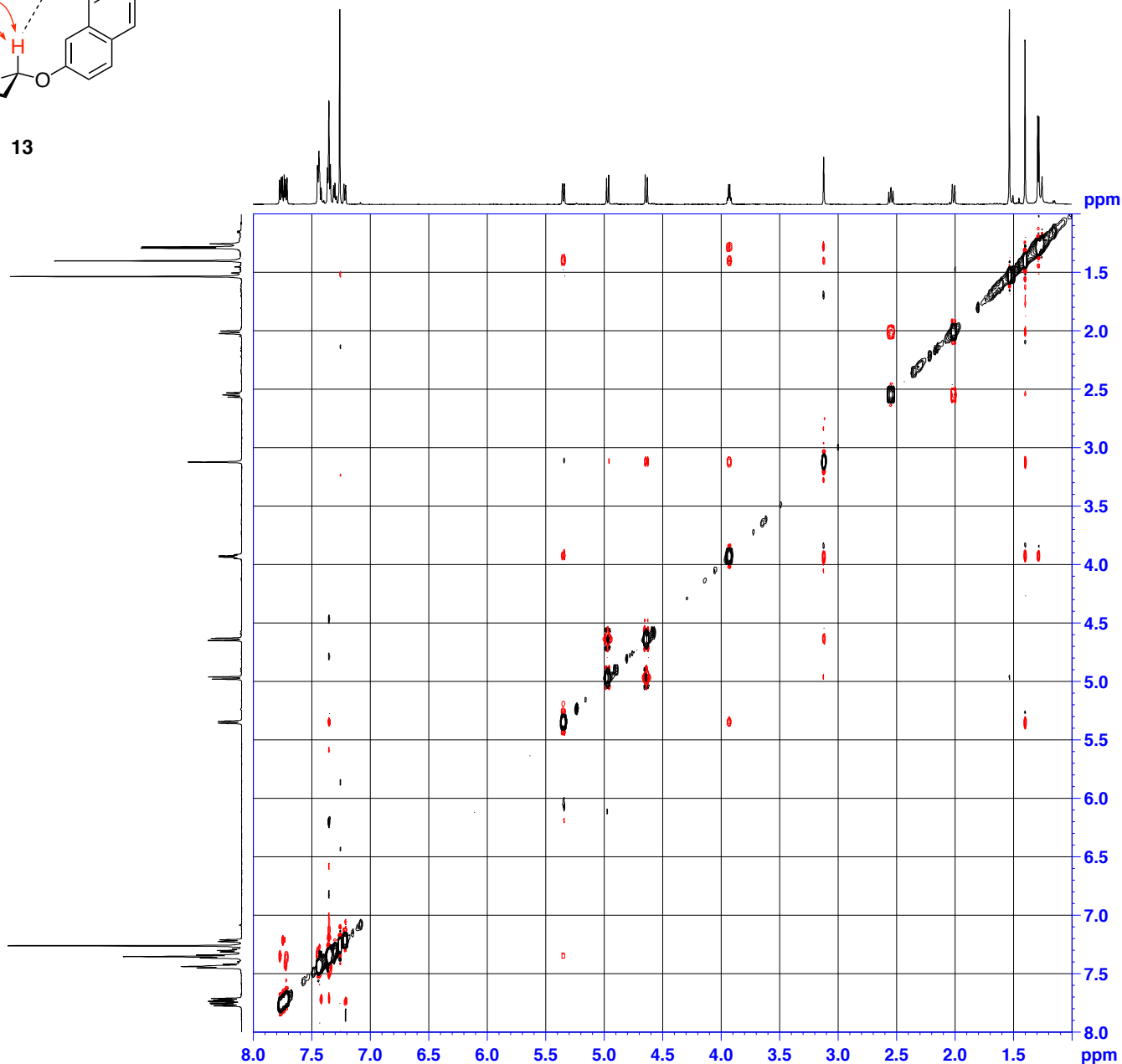
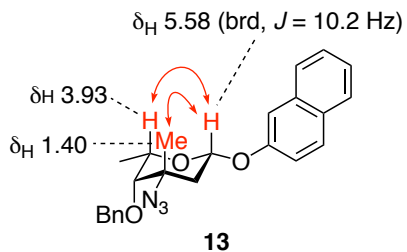
=====
CHANNEL f1
SFO1 150.9178981 MHz
NUC1 13C
P1 10.00 use
PLW1 70.0000000 W

=====
CHANNEL f2
SFO2 600.1324005 MHz
NUC2 1H
CPDPRG[2] waltz16
PCPD2 70.00 use
PLW2 26.0000000 W
PLW12 0.76407999 W
PLW13 0.37439999 W

F2 - Processing parameters
SI 32768
SF 150.9028088 MHz
WDW EM
SSB 0
LB 1.00 Hz
GB 0
PC 1.40



Key NOE Correlations



Current Data Parameters
 NAME Azide-bNaphthol-0-bet
 EXPNO 3
 PROCNO 1

F2 - Acquisition Parameters
 Date_ 20140119
 Time 11:42
 INSTRUM spect
 PROBHD 5 mm CPPBBO BB
 PULPROG noesygpqhpp
 TD 2048
 SOLVENT CDCl3
 NS 12
 DS 32
 SWH 5494.505 Hz
 FIDRES 2.682864 Hz
 AQ 0.1863680 sec
 RG 61.57
 DW 91.000 usec
 DE 10.00 usec
 TE 300.0 K
 D0 0.00007572 sec
 D1 1.98402500 sec
 D8 0.69999999 sec
 D11 0.03000000 sec
 D12 0.00002000 sec
 D16 0.00020000 sec
 IN0 0.00018200 sec

===== CHANNEL f1 =====
 SF01 600.1323385 MHz
 NUC1 1H
 P1 12.00 usec
 P2 24.00 usec
 P17 2500.00 usec
 PLW1 23.00000000 W
 PLW10 4.89940023 W

===== GRADIENT CHANNEL =====
 GPNAM[1] SMSQ10.100
 GPZ1 40.00 %
 P16 1000.00 usec

F1 - Acquisition parameters
 TD 64
 SF01 600.1323 MHz
 FIDRES 85.851646 Hz
 SW 9.155 ppm
 FnmODE States-TPPI

F2 - Processing parameters
 SI 1024
 SF 600.1300177 MHz
 WDW QSINE
 SSB 2
 LB 0 Hz
 GB 0
 PC 1.00

F1 - Processing parameters
 SI 1024
 MC2 States-TPPI
 SF 600.1300177 MHz
 WDW QSINE
 SSB 2
 LB 0 Hz
 GB 0

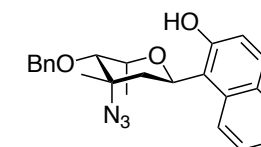
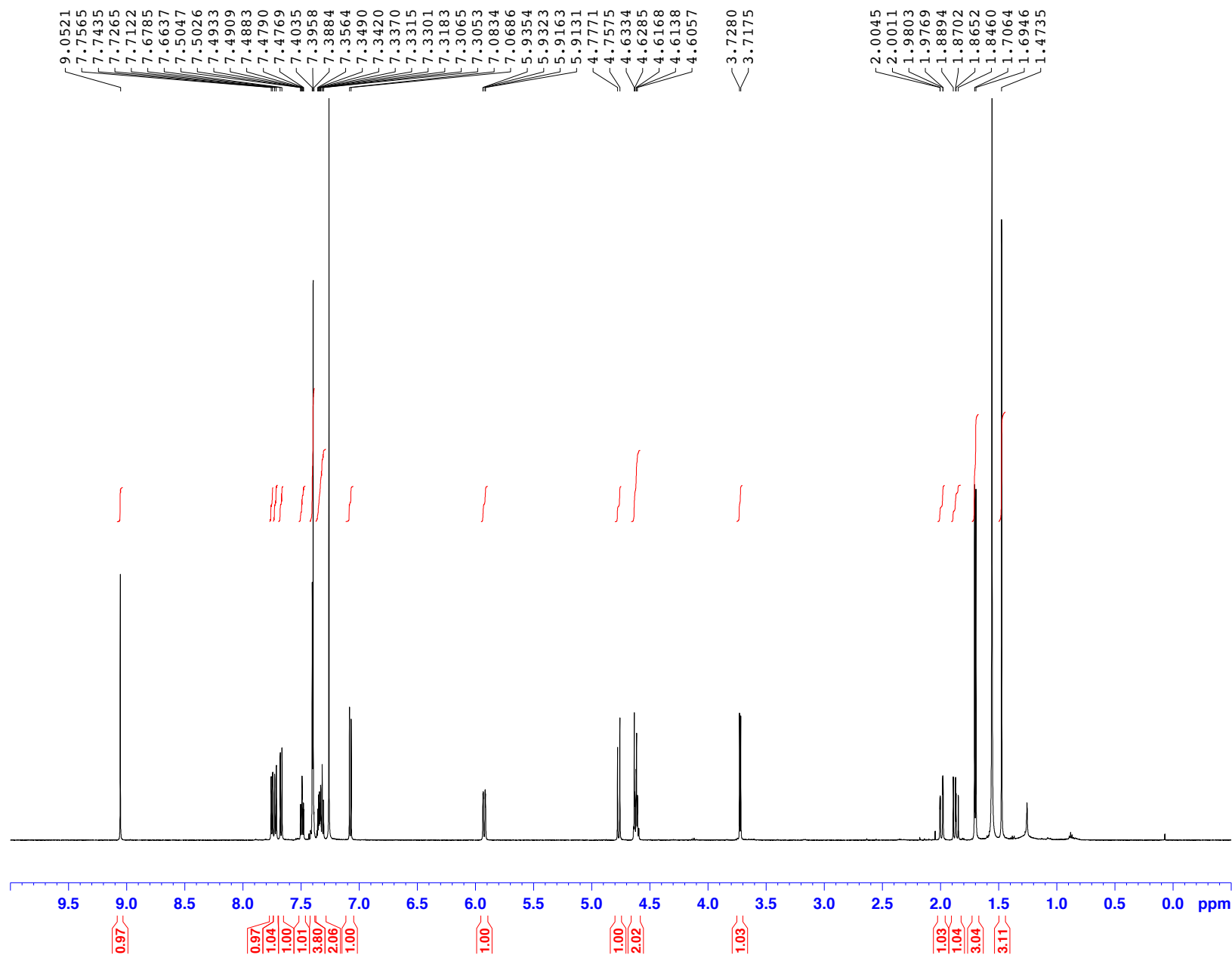


Current Data Parameters
NAME YAl-1674-1
EXPNO 10
PROCNO 1

F2 - Acquisition Parameters
Date_ 20190713
Time 18.22
INSTRUM spect
PROBHD 5 mm CPPBBO BB
PULPROG zg30
TD 65536
SOLVENT CDCl3
NS 16
DS 2
SWH 12019.230 Hz
FIDRES 0.183399 Hz
AQ 2.7262976 sec
RG 17.5
DW 41.600 use
DE 10.00 use
TE 298.2 K
D1 1.00000000 sec
TDO 1

==== CHANNEL f1 =====
SFO1 600.1337060 MHz
NUC1 1H
P1 12.00 use
PLW1 21.00000000 W

F2 - Processing parameters
SI 65536
SF 600.1300144 MHz
WDW EM
SSB 0
LB 0.30 Hz
GB 0
PC 1.00





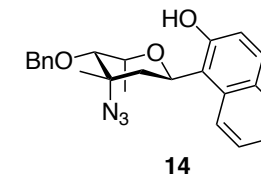
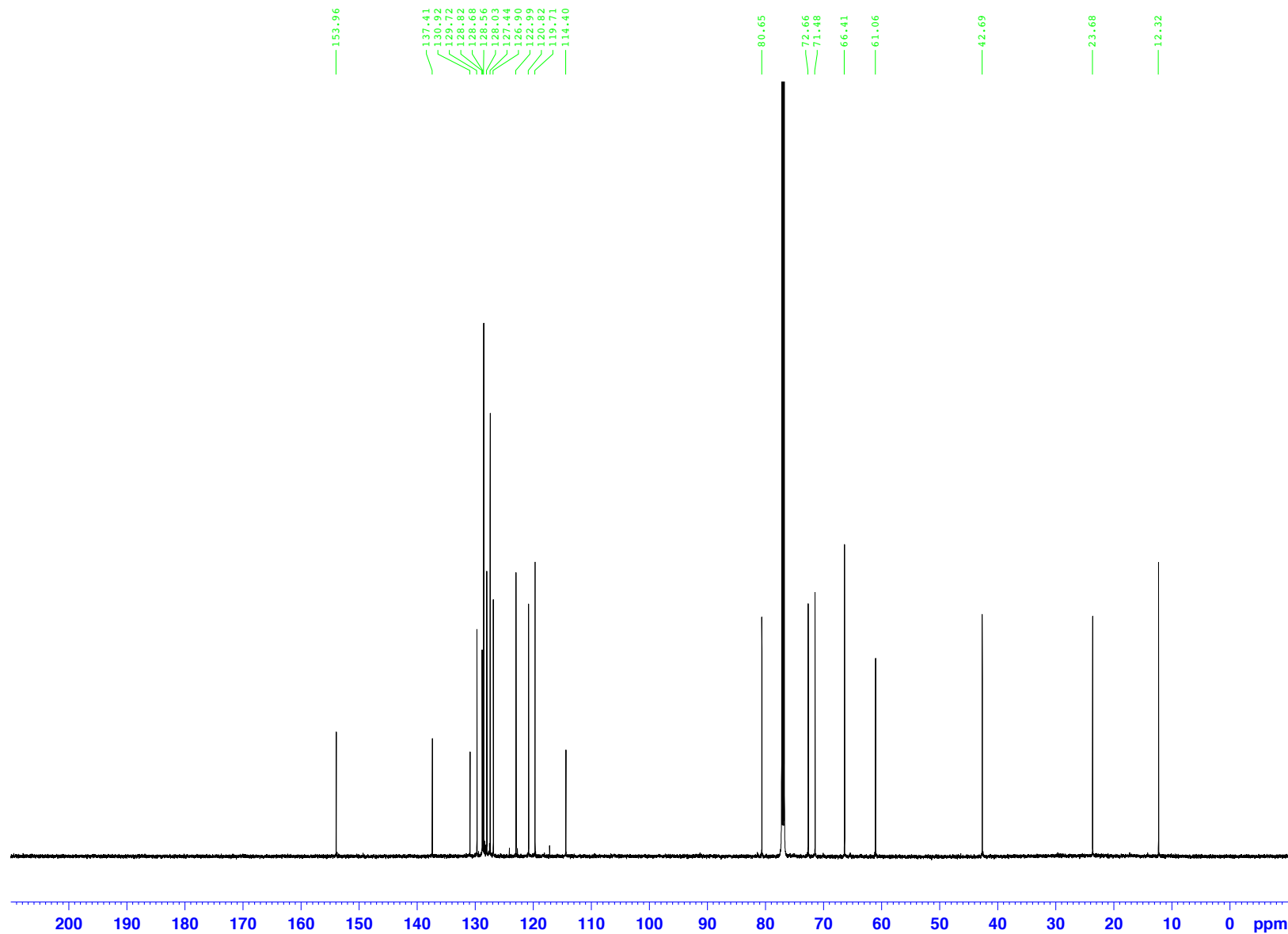
Current Data Parameters
NAME Azide-C-alpha-1
EXPNO 3
PROCNO 1

F2 - Acquisition Parameters
Date_ 20190131
Time 10.14
INSTRUM spect
PROBHD 5 mm CPPBBO BB
PULPROG zgpg30
TD 65536
SOLVENT CDCl3
NS 1024
DS 4
SWH 36057.691 Hz
FIDRES 0.550197 Hz
AQ 0.9087659 sec
RG 175.56
DW 13.867 use
DE 18.00 use
TE 300.1 K
D1 2.00000000 sec
D11 0.03000000 sec
TD0 1

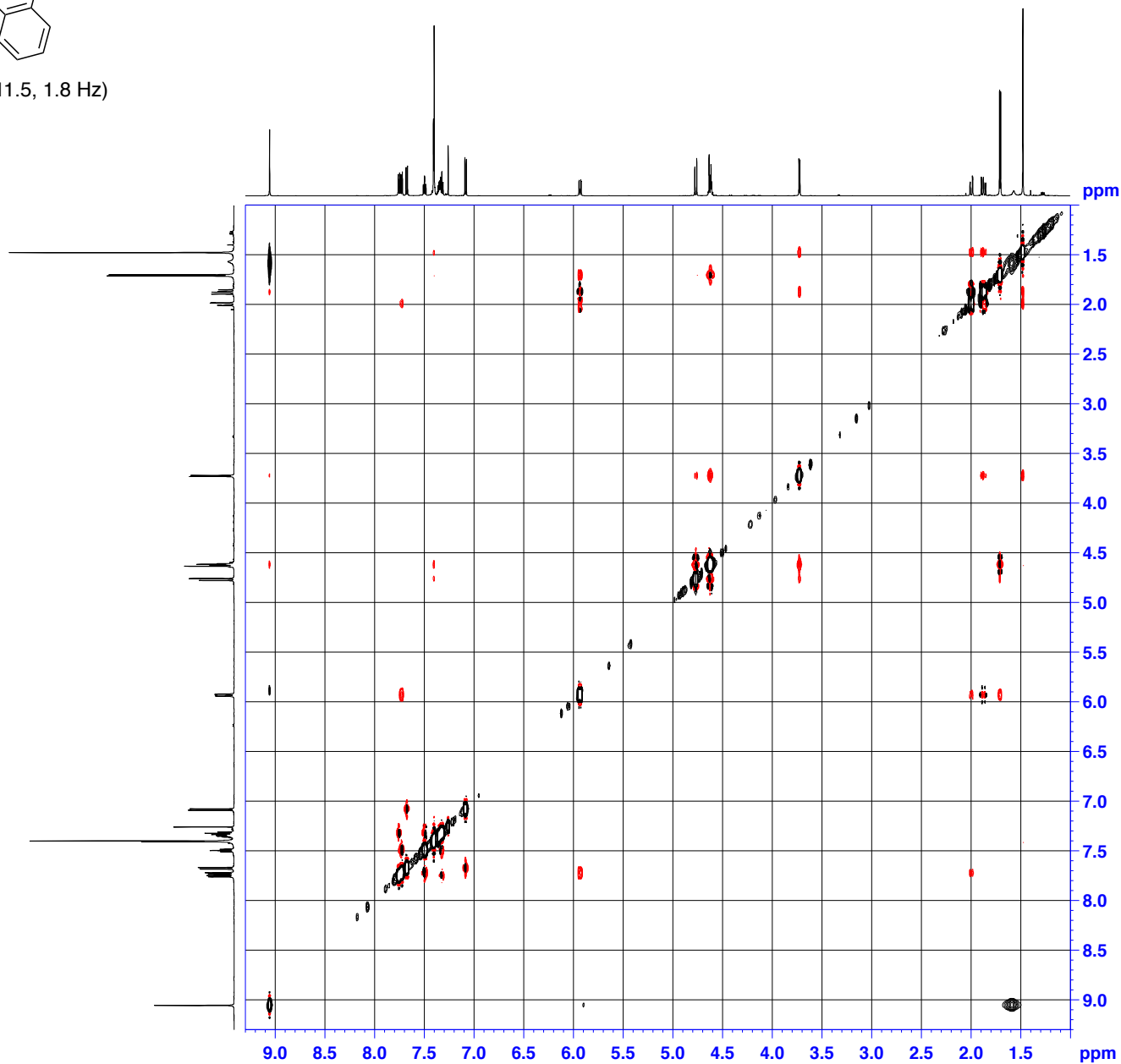
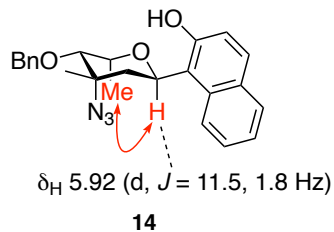
==== CHANNEL f1 =====
SFO1 150.9178981 MHz
NUC1 13C
P1 10.00 use
PLW1 70.00000000 W

==== CHANNEL f2 =====
SFO2 600.1324005 MHz
NUC2 1H
PCPD2 waltz16
PLW2 70.00 use
PLW12 14.00000000 W
PLW13 0.64286000 W
PLW13 0.32335001 W

F2 - Processing parameters
SI 32768
SF 150.9028134 MHz
WDW EM
SSB 0
LB 1.00 Hz
GB 0
PC 1.40



Key NOE Correlation



```

Current Data Parameters
NAME      Azide-C-alpha-1
EXPNO     2
PROCNO    1

F2 - Acquisition Parameters
Date_     20190131
Time      6.31
INSTRUM   spect
PROBHD    5 mm CPPBBO BB
PULPROG   noesygpphpp
TD         2048
SOLVENT   CDCl3
NS         4
DS         32
SWH        5747.126 Hz
FIDRES     2.806214 Hz
AQ         0.1781760 sec
RG         17.5
DW         87.000 usec
DE         10.00 usec
TE         300.1 K
D0         0.00007172 sec
D1         1.99221694 sec
D8         0.30000001 sec
D11        0.03000000 sec
D12        0.00002000 sec
D16        0.00020000 sec
IN0        0.00017400 sec

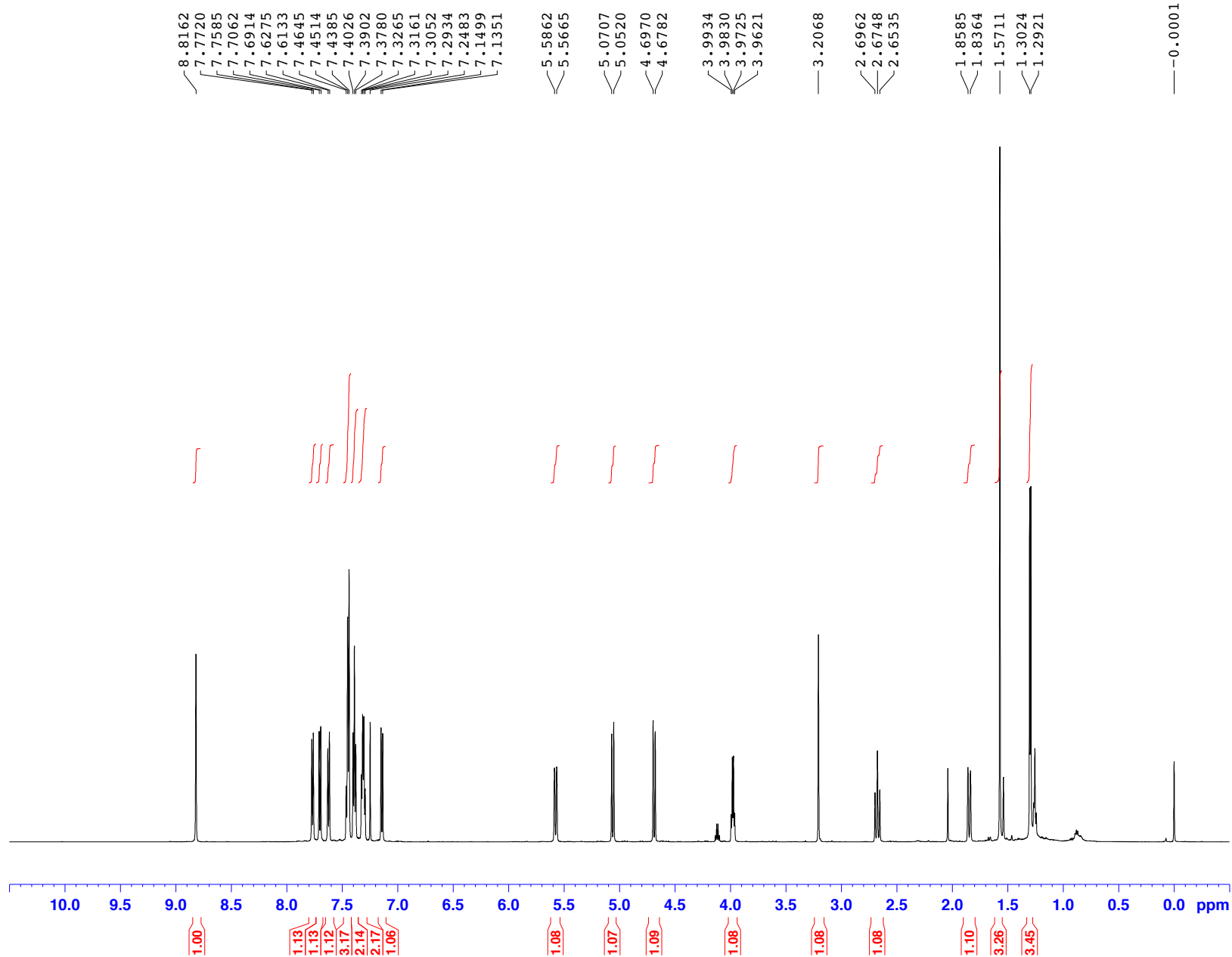
===== CHANNEL f1 =====
SF01      600.1329929 MHz
NUC1       1H
P1         12.00 usec
P2         24.00 usec
P17        2500.00 usec
PLW1       23.00000000 W
PLW10      5.29920006 W

===== GRADIENT CHANNEL =====
GPNAM[1]   SMSQ10.100
GPZ1       40.00 %
P16        1000.00 usec

F1 - Acquisition parameters
TD         256
SF01      600.133 MHz
FIDRES     22.449713 Hz
SW         9.576 ppm
FnMODE     States-TPPI

F2 - Processing parameters
SI         1024
SF         600.1300148 MHz
WDW        QSINE
SSB        2
LB         0 Hz
GB         0
PC         1.00

F1 - Processing parameters
SI         1024
MC2        States-TPPI
SF         600.1300148 MHz
WDW        QSINE
SSB        2
LB         0 Hz
GB         0
    
```

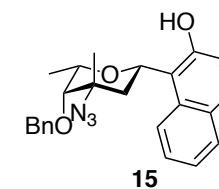


Current Data Parameters
 NAME Azide-bNaphthol-C-
 EXPNO 1
 PROCNO 1

F2 - Acquisition Parameters
 Date_ 20140120
 Time 15.55
 INSTRUM spect
 PROBHD 5 mm CPPBBO BB
 PULPROG zg30
 TD 65536
 SOLVENT CDCl3
 NS 16
 DS 2
 SWH 12019.230 Hz
 FIDRES 0.183399 Hz
 AQ 2.7262976 sec
 RG 31.94
 DW 41.600 use
 DE 10.00 use
 TE 300.0 K
 D1 1.00000000 sec
 TD0 1

==== CHANNEL f1 =====
 SFO1 600.1337060 MHz
 NUC1 1H
 P1 12.00 use
 PLW1 23.00000000 W

F2 - Processing parameters
 SI 65536
 SF 600.1300239 MHz
 WDW EM
 SSB 0
 LB 0.30 Hz
 GB 0
 PC 1.00





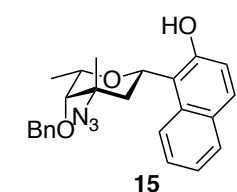
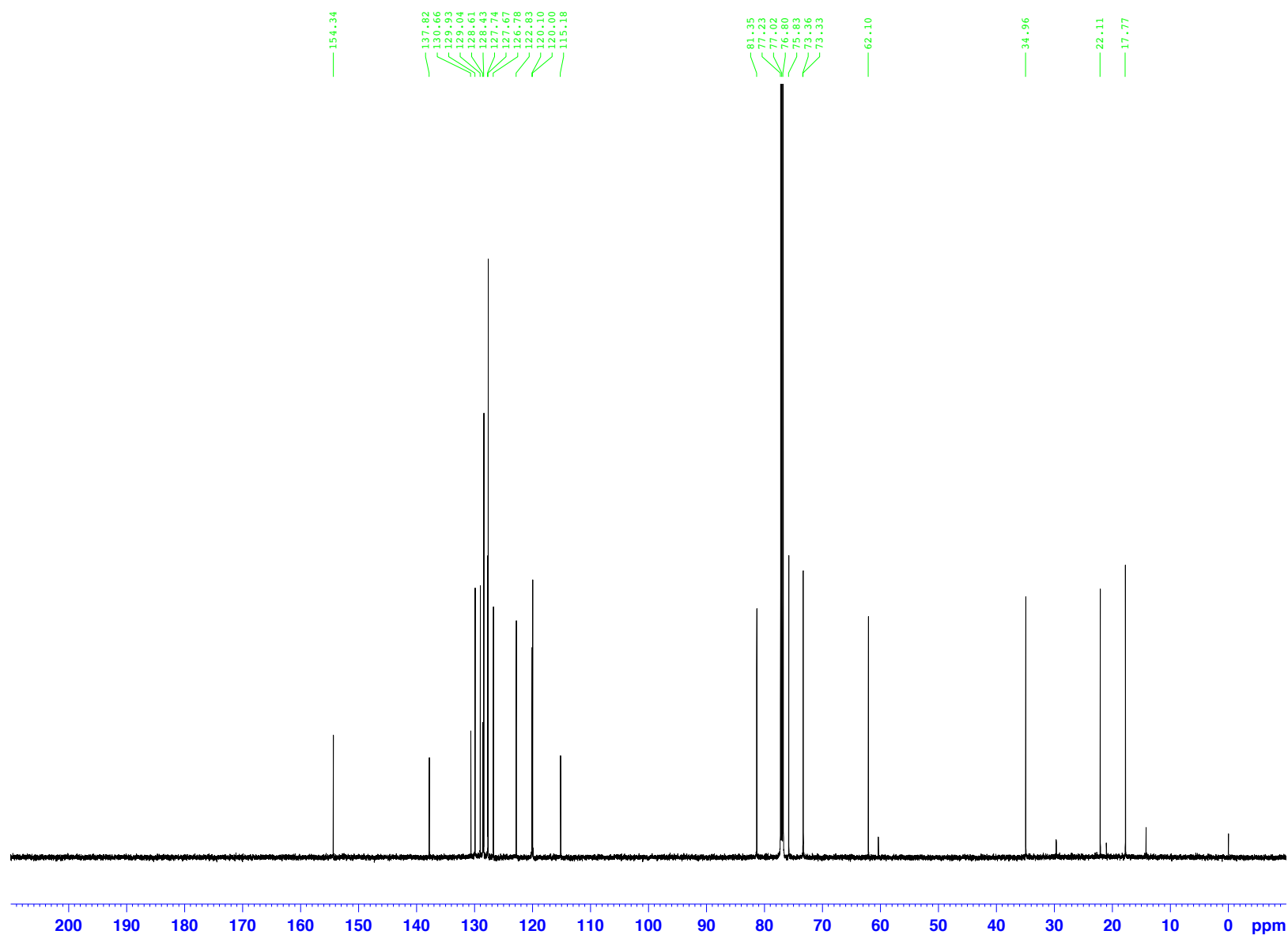
Current Data Parameters
NAME Azide-bNaphthol-C-
EXPNO 2
PROCNO 1

F2 - Acquisition Parameters
Date_ 20140120
Time 16.53
INSTRUM spect
PROBHD 5 mm CPPBBO BB
PULPROG zgpg30
TD 65536
SOLVENT CDCl3
NS 256
DS 4
SWH 36057.691 Hz
FIDRES 0.550197 Hz
AQ 0.9087659 sec
RG 175.56
DW 13.867 use
DE 18.00 use
TE 300.0 K
D1 2.00000000 sec
D11 0.03000000 sec
TD0 1

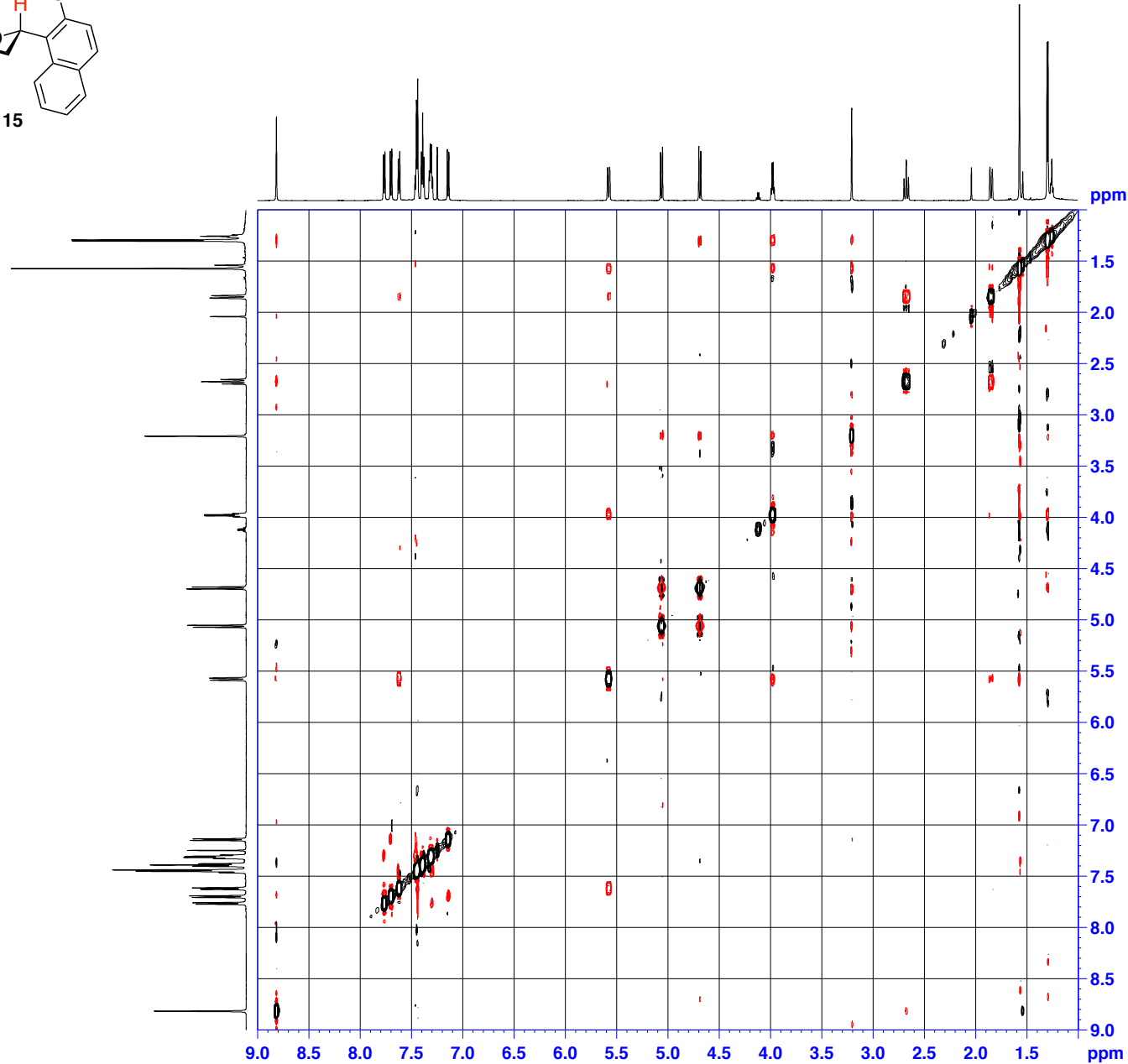
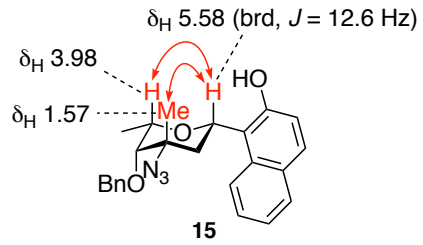
==== CHANNEL f1 =====
SFO1 150.9178981 MHz
NUC1 13C
P1 10.00 use
PLW1 70.00000000 W

==== CHANNEL f2 =====
SFO2 600.1324005 MHz
NUC2 1H
CPDPRG[2] waltz16
PCPD2 70.00 use
PLW2 26.00000000 W
PLW12 0.76407999 W
PLW13 0.37439999 W

F2 - Processing parameters
SI 32768
SF 150.9028117 MHz
WDW EM
SSB 0
LB 1.00 Hz
GB 0
PC 1.40



Key NOE Correlations



Current Data Parameters
 NAME Azide-bNaphthol-C-bet
 EXPNO 3
 PROCNO 1

F2 - Acquisition Parameters
 Date_ 20140120
 Time 16.56
 INSTRUM spect
 PROBHD 5 mm CPPBBO BB
 PULPROG noesygpqhpp
 TD 2048
 SOLVENT CDCl3
 NS 4
 DS 32
 SWH 6172.839 Hz
 FIDRES 3.014082 Hz
 AQ 0.1658880 sec
 RG 61.57
 DW 81.000 usec
 DE 10.00 usec
 TE 300.0 K
 D0 0.00006572 sec
 D1 2.00450492 sec
 D8 0.69999999 sec
 D11 0.03000000 sec
 D12 0.00002000 sec
 D16 0.00020000 sec
 IN0 0.00016200 sec

===== CHANNEL f1 =====
 SF01 600.1326685 MHz
 NUC1 1H
 P1 12.00 usec
 P2 24.00 usec
 P17 2500.00 usec
 PLW1 23.00000000 W
 PLW10 4.89940023 W

===== GRADIENT CHANNEL =====
 GPNAM[1] SMSQ10.100
 GPZ1 40.00 %
 P16 1000.00 usec

F1 - Acquisition parameters
 TD 64
 SF01 600.1327 MHz
 FIDRES 96.450615 Hz
 SW 10.286 ppm
 FnmODE States-TPPI

F2 - Processing parameters
 SI 1024
 SF 600.1300239 MHz
 WDW QSINE
 SSB 2
 LB 0 Hz
 GB 0
 PC 1.00

F1 - Processing parameters
 SI 1024
 MC2 States-TPPI
 SF 600.1300239 MHz
 WDW QSINE
 SSB 2
 LB 0 Hz
 GB 0

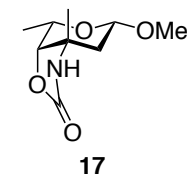
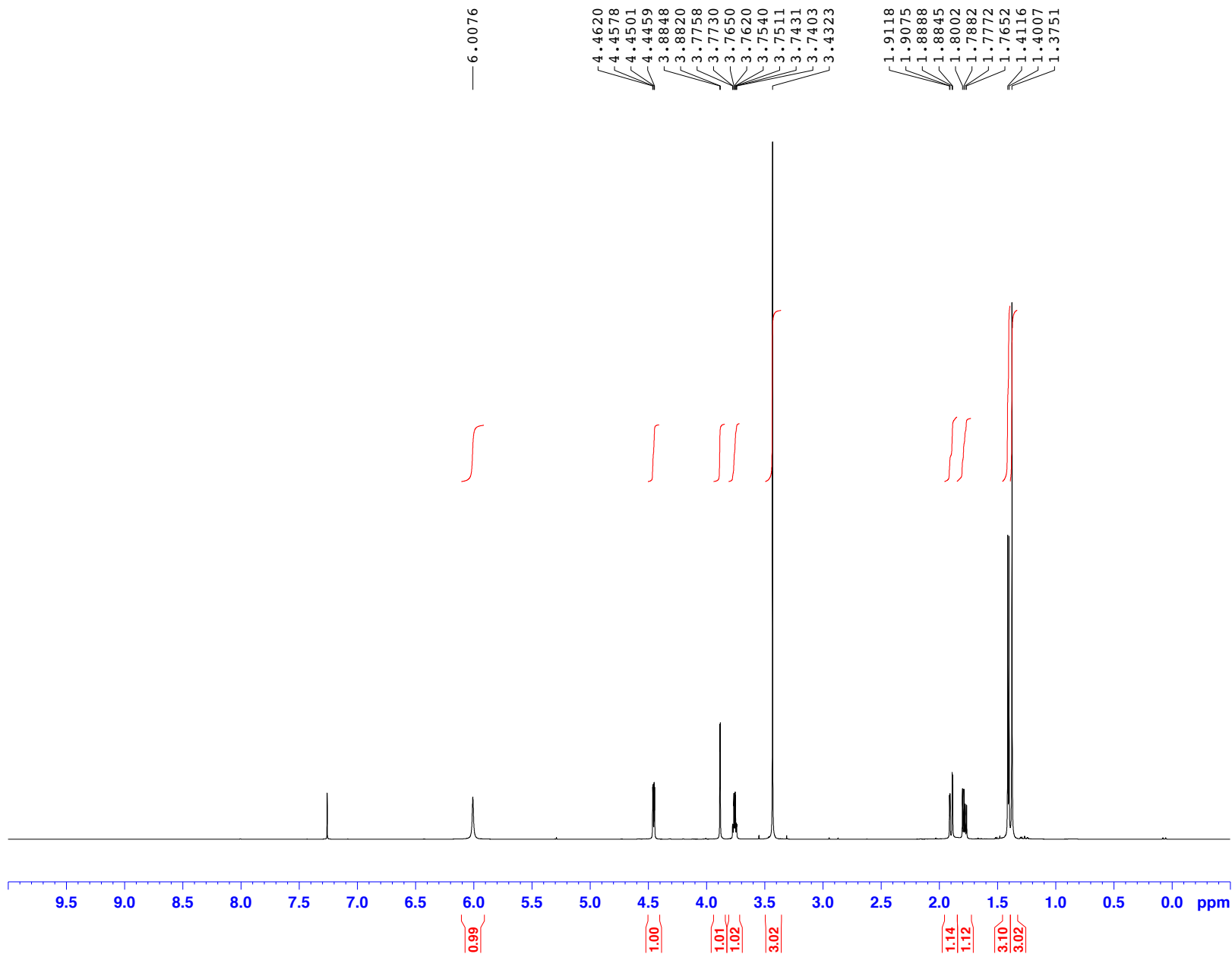


Current Data Parameters
NAME YA1-1638-A
EXPNO 10
PROCNO 1

F2 - Acquisition Parameters
Date_ 20190218
Time_ 18.49
INSTRUM spect
PROBHD 5 mm CPPBBO BB
PULPROG zg30
TD 65536
SOLVENT CDCl3
NS 16
DS 2
SWH 12019.230 Hz
FIDRES 0.183399 Hz
AQ 2.7262976 sec
RG 17.5
DW 41.600 use
DE 10.00 use
TE 300.1 K
D1 1.00000000 sec
TD0 1

==== CHANNEL f1 =====
SF01 600.1337060 MHz
NUC1 1H
P1 12.00 use
PLW1 23.00000000 W

F2 - Processing parameters
SI 65536
SF 600.1300148 MHz
WDW EM
SSB 0
LB 0.30 Hz
GB 0
PC 1.00





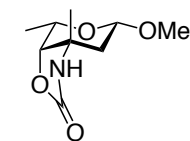
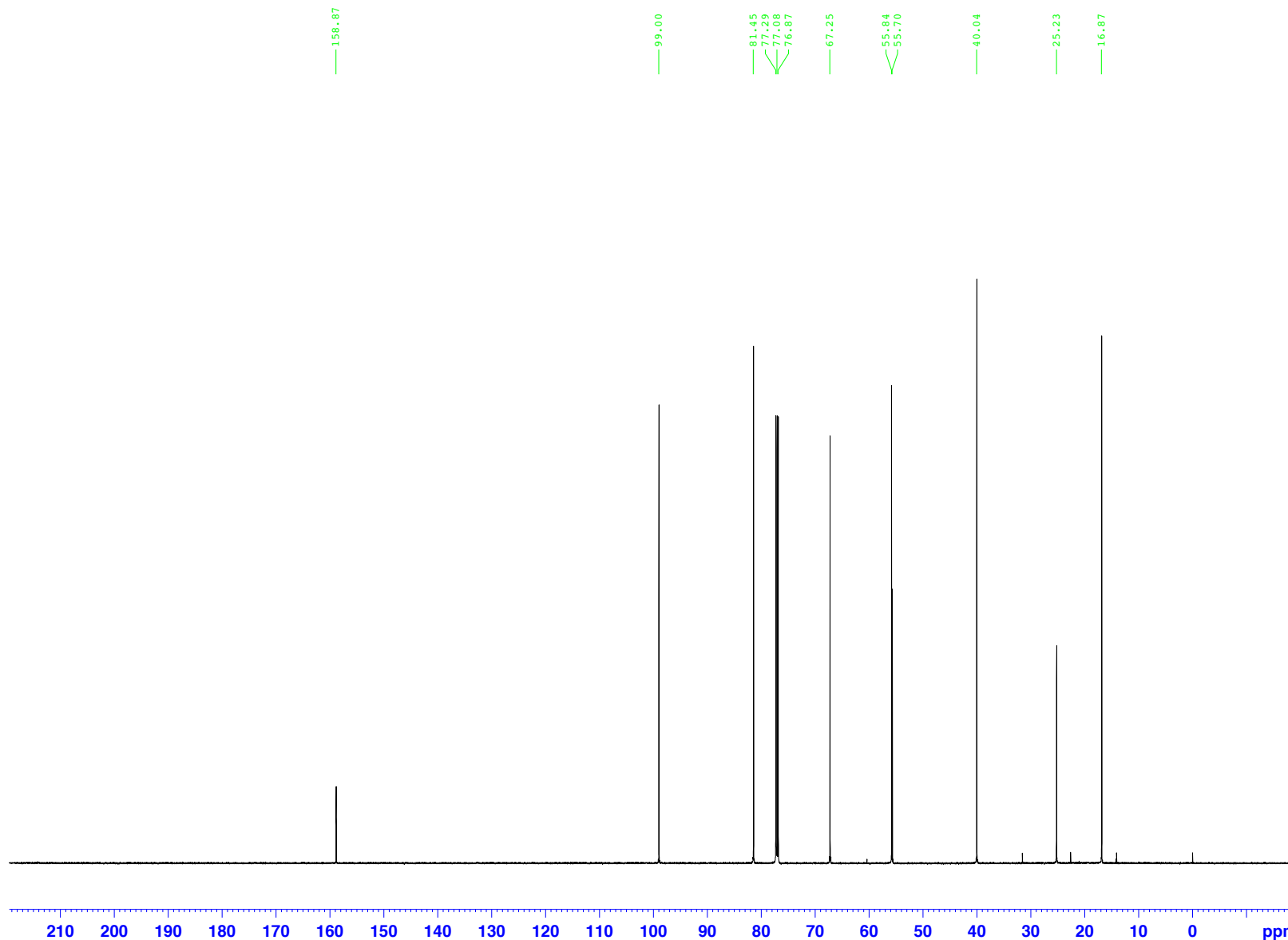
Current Data Parameters
NAME NH-Oxazolidinone-O
EXPNO 2
PROCNO 1

F2 - Acquisition Parameters
Date_ 20140112
Time_ 2.58
INSTRUM spect
PROBHD 5 mm CPPBBO BB
PULPROG zgpg30
TD 65536
SOLVENT CDC13
NS 512
DS 4
SWH 36057.691 Hz
FIDRES 0.550197 Hz
AQ 0.9087659 sec
RG 175.56
DW 13.867 use
DE 18.00 use
TE 300.0 K
D1 2.00000000 sec
D11 0.03000000 sec
TD0 1

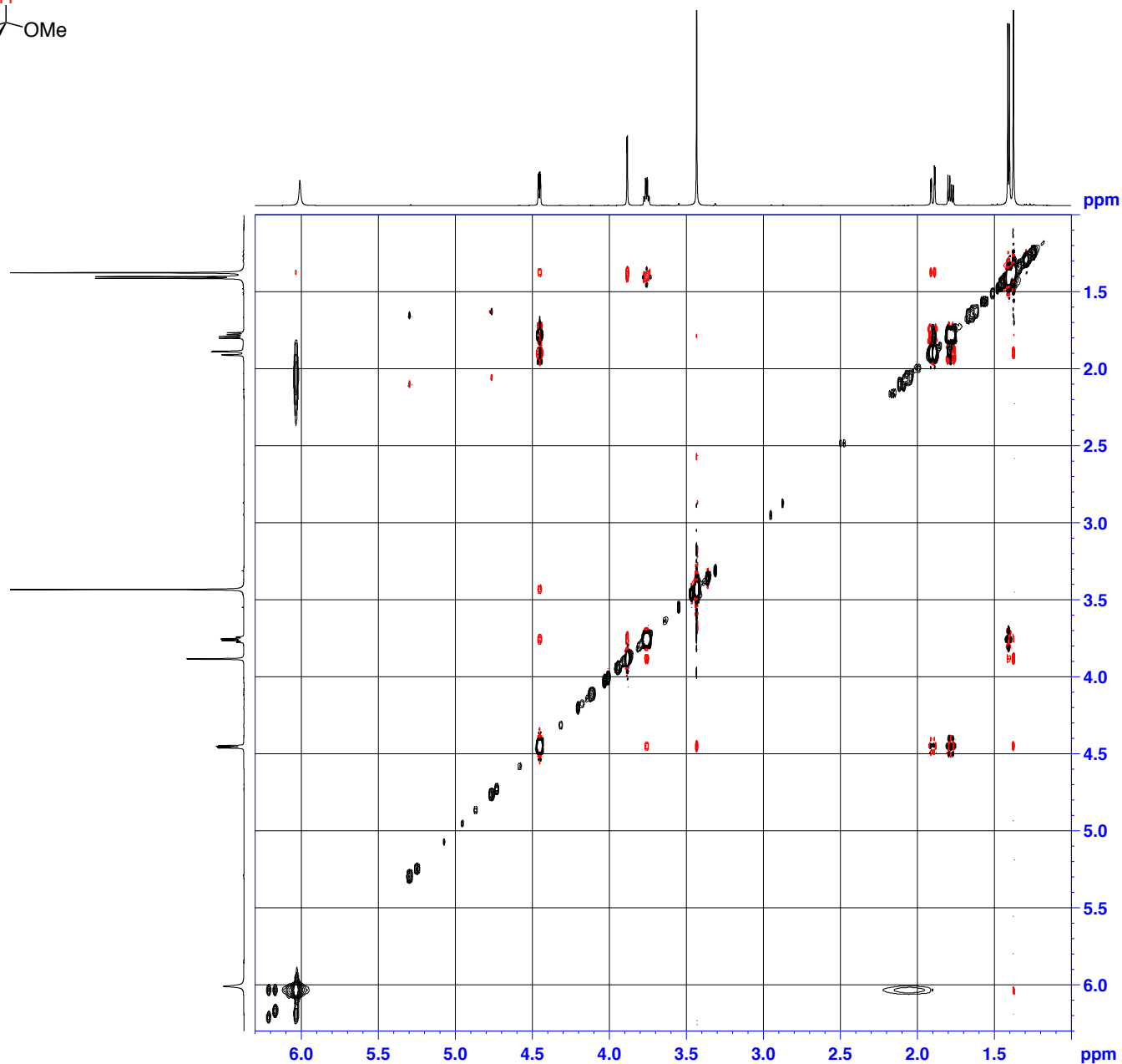
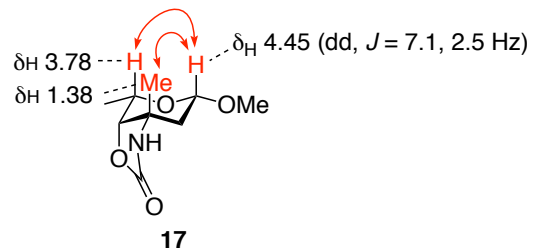
=====
SFO1 150.9178981 MHz
NUC1 13C
P1 10.00 use
PLW1 70.00000000 W

=====
SFO2 600.1324005 MHz
NUC2 1H
CPDPRG[2] waltz16
PCPD2 70.00 use
PLW2 26.00000000 W
PLW12 0.76407999 W
PLW13 0.37439999 W

F2 - Processing parameters
SI 32768
SF 150.9028073 MHz
WDW EM
SSB 0
LB 1.00 Hz
GB 0
PC 1.40



Key NOE Correlations



Current Data Parameters
 NAME YA1-1638-A
 EXPNO 12
 PROCNO 1

F2 - Acquisition Parameters
 Date_ 20190219
 Time 5.26
 INSTRUM spect
 PROBHD 5 mm CPPBBO BB
 PULPROG noesygpphpp
 TD 2048
 SOLVENT CDCl3
 NS 4
 DS 32
 SWH 3816.794 Hz
 FIDRES 1.863669 Hz
 AQ 0.2682880 sec
 RG 18.96
 DW 131.000 usec
 DE 10.00 usec
 TE 300.1 K
 D0 0.00011572 sec
 D1 1.90210497 sec
 D8 0.30000001 sec
 D11 0.03000000 sec
 D12 0.00002000 sec
 D16 0.00020000 sec
 IN0 0.00026200 sec

==== CHANNEL f1 =====
 SF01 600.1321241 MHz
 NUC1 1H
 P1 12.00 usec
 P2 24.00 usec
 P17 2500.00 usec
 PLW1 23.00000000 W
 FLW10 5.29920006 W

==== GRADIENT CHANNEL =====
 GPNAM[1] SMSQ10.100
 GPZ1 40.00 %
 P16 1000.00 usec

F1 - Acquisition parameters
 TD 256
 SF01 600.1321 MHz
 FIDRES 14.909351 Hz
 SW 6.360 ppm
 FnmODE States-TPPI

F2 - Processing parameters
 SI 1024
 SF 600.1300148 MHz
 WDW QSINE
 SSB 2
 LB 0 Hz
 GB 0
 PC 1.00

F1 - Processing parameters
 SI 1024
 MC2 States-TPPI
 SF 600.1300148 MHz
 WDW QSINE
 SSB 2
 LB 0 Hz
 GB 0



Current Data Parameters
NAME YA1-1639-1
EXPNO 1
PROCNO 1

F2 - Acquisition Parameters
Date_ 20190219
Time_ 18.52
INSTRUM spect
PROBHD 5 mm CPPBBO BB
PULPROG zg30
TD 65536
SOLVENT CDCl3
NS 16
DS 2
SWH 12019.230 Hz
FIDRES 0.183399 Hz
AQ 2.7262976 sec
RG 17.5
DW 41.600 use
DE 10.00 use
TE 300.1 K
D1 1.00000000 sec
TD0 1

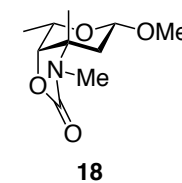
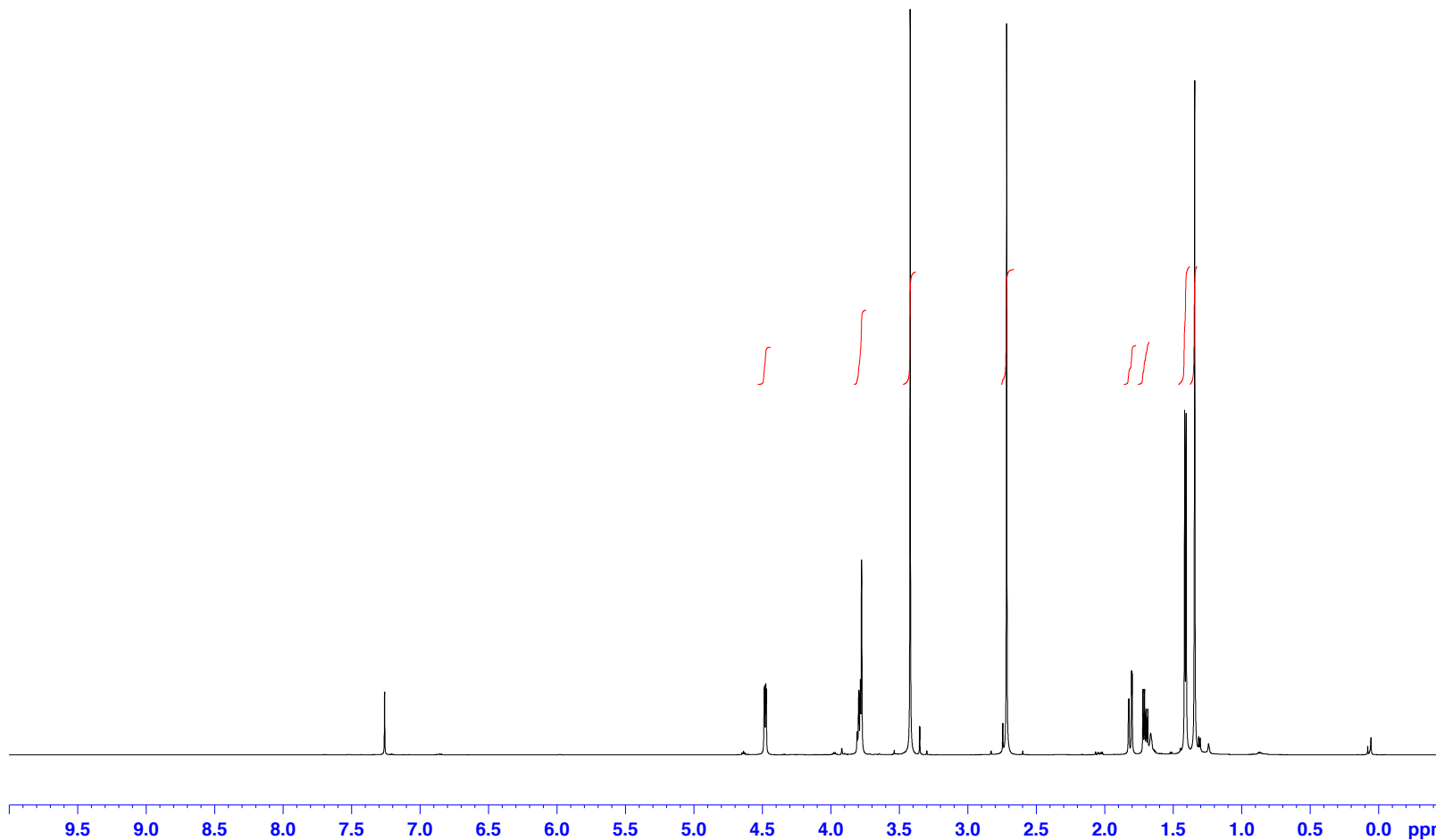
==== CHANNEL f1 =====
SFO1 600.1337060 MHz
NUC1 1H
P1 12.00 use
PLW1 23.00000000 W

F2 - Processing parameters
SI 65536
SF 600.1300154 MHz
WDW EM
SSB 0
LB 0.30 Hz
GB 0
PC 1.00

4.4866
4.4825
4.4751
4.4710
3.8080
3.8058
3.7972
3.7950
3.7840
3.7757
3.4201

2.7157

1.8262
1.8221
1.8033
1.7991
1.7198
1.7083
1.6969
1.6853
1.4157
1.4049
1.3426





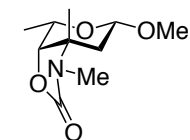
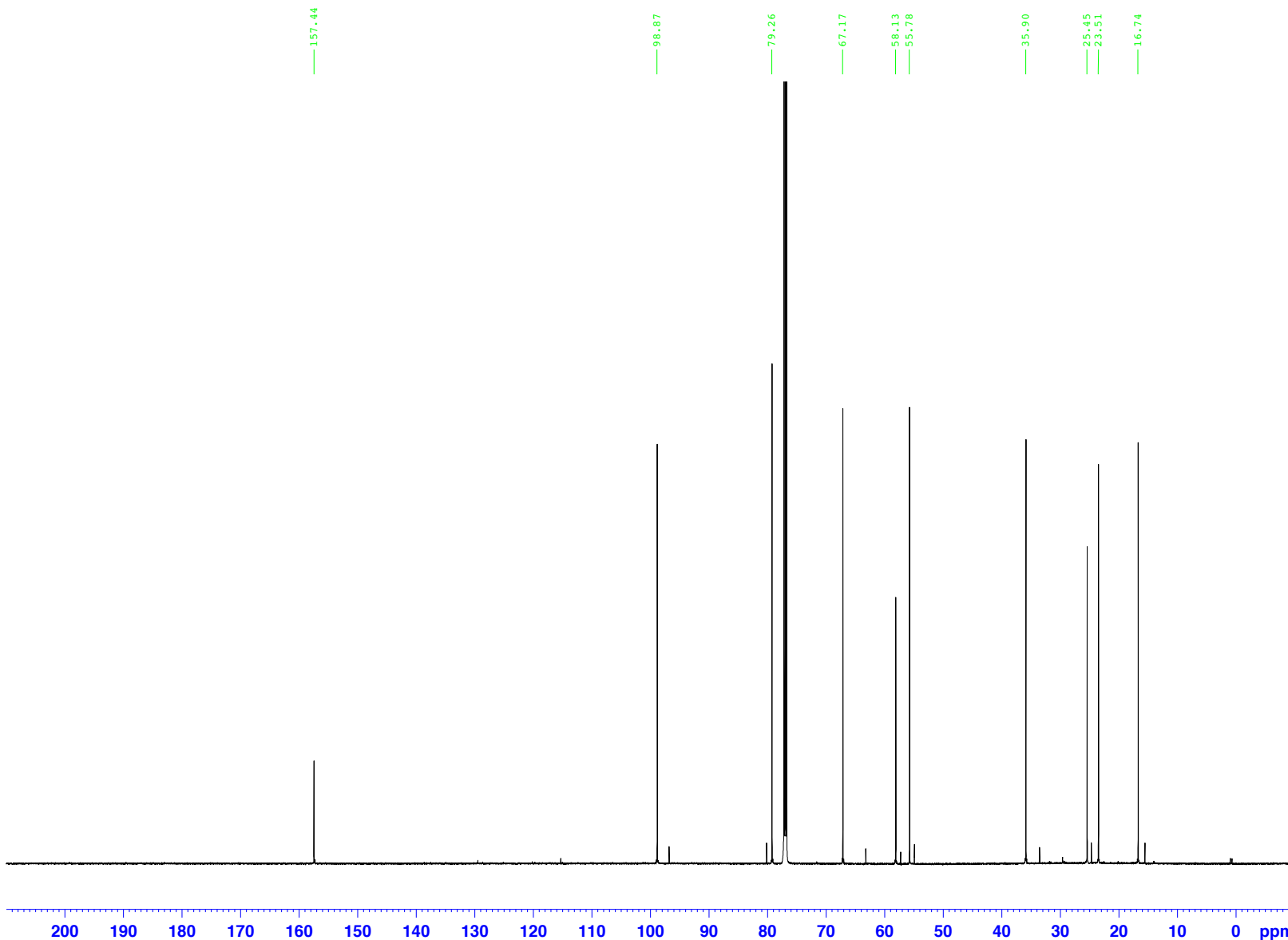
Current Data Parameters
NAME YAl-1639-1
EXPNO 11
PROCNO 1

F2 - Acquisition Parameters
Date_ 20190221
Time_ 5.21
INSTRUM spect
PROBHD 5 mm CPPBBO BB
PULPROG zgpg30
TD 65536
SOLVENT CDCl3
NS 2800
DS 4
SWH 36057.691 Hz
FIDRES 0.550197 Hz
AQ 0.9087659 sec
RG 175.56
DW 13.867 use
DE 18.00 use
TE 300.1 K
D1 2.0000000 sec
D11 0.0300000 sec
TD0 1

===== CHANNEL f1 =====
SFO1 150.9178981 MHz
NUC1 13C
P1 10.00 use
PLW1 70.0000000 W

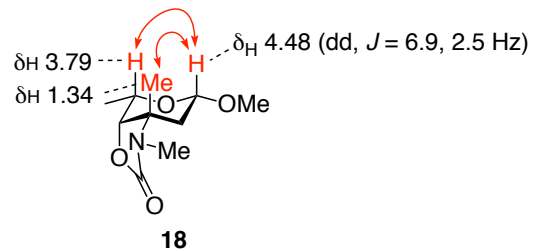
===== CHANNEL f2 =====
SFO2 600.1324005 MHz
NUC2 1H
CPDPRG[2] waltz16
PCPD2 70.00 use
PLW2 14.0000000 W
PLW12 0.64286000 W
PLW13 0.32335001 W

F2 - Processing parameters
SI 32768
SF 150.9028146 MHz
WDW EM
SSB 0
LB 1.00 Hz
GB 0
PC 1.40



18

Key NOE Correlations



Current Data Parameters
 NAME YA1-1639-1
 EXPNO 12
 PROCNO 1

F2 - Acquisition Parameters
 Date_ 20190221
 Time 5.22
 INSTRUM spect
 PROBHD 5 mm CPPBBO BB
 PULPROG noesygpphpp
 TD 2048
 SOLVENT CDCl3
 NS 4
 DS 32
 SWH 5102.041 Hz
 FIDRES 2.491231 Hz
 AQ 0.2007040 sec
 RG 21.43
 DW 98.000 usec
 DE 10.00 usec
 TE 300.1 K
 D0 0.00008272 sec
 D1 1.96968901 sec
 D8 0.30000001 sec
 D11 0.03000000 sec
 D12 0.00002000 sec
 D16 0.00020000 sec
 IN0 0.00019600 sec

==== CHANNEL f1 =====
 SF01 600.1322247 MHz
 NUC1 1H
 P1 12.00 usec
 P2 24.00 usec
 P17 2500.00 usec
 PLW1 23.0000000 W
 PLW10 5.29920006 W

==== GRADIENT CHANNEL =====
 GPNAM[1] SMSQ10.100
 GPZ1 40.00 %
 P16 1000.00 usec

F1 - Acquisition parameters
 TD 256
 SF01 600.1322 MHz
 FIDRES 19.929848 Hz
 SW 8.502 ppm
 FnmODE States-TPPI

F2 - Processing parameters
 SI 1024
 SF 600.1300154 MHz
 WDW QSINE
 SSB 2
 LB 0 Hz
 GB 0
 PC 1.00

F1 - Processing parameters
 SI 1024
 MC2 States-TPPI
 SF 600.1300154 MHz
 WDW QSINE
 SSB 2
 LB 0 Hz
 GB 0

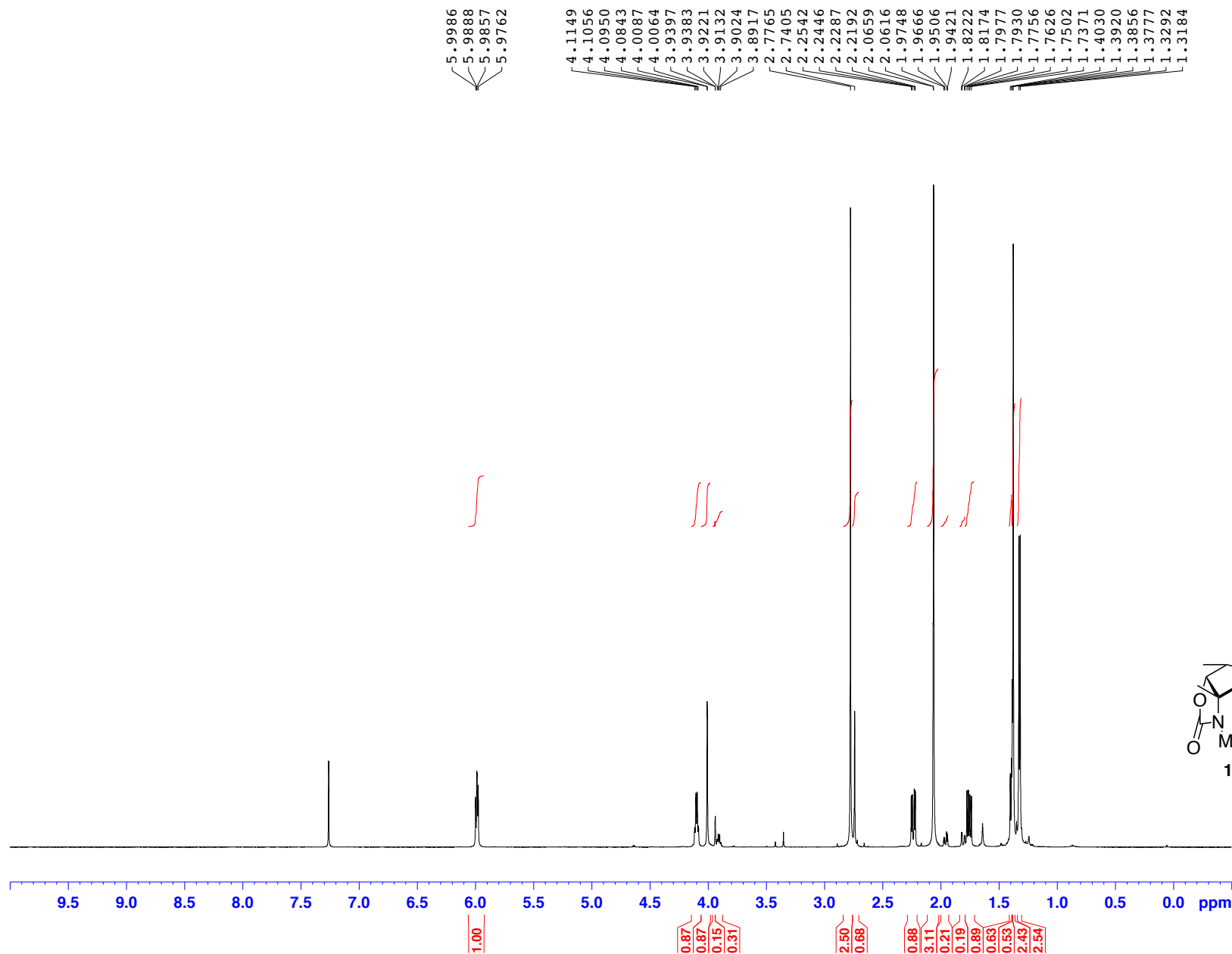
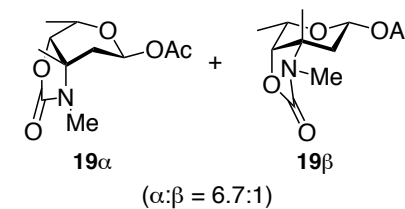


Current Data Parameters
NAME YA1-1640-1
EXPNO 1
PROCNO 1

F2 - Acquisition Parameters
Date_ 20190223
Time_ 13.01
INSTRUM spect
PROBHD 5 mm CPPBBO BB
PULPROG zg30
TD 65536
SOLVENT CDCl3
NS 16
DS 2
SWH 12019.230 Hz
FIDRES 0.183399 Hz
AQ 2.7262976 sec
RG 17.5
DW 41.600 use
DE 10.00 use
TE 300.1 K
D1 1.00000000 sec
TD0 1

==== CHANNEL f1 =====
SF01 600.1337060 MHz
NUC1 1H
P1 12.00 use
PLW1 23.00000000 W

F2 - Processing parameters
SI 65536
SF 600.1300145 MHz
WDW EM
SSB 0
LB 0.30 Hz
GB 0
PC 1.00





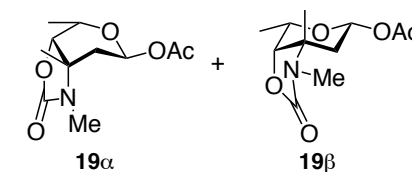
Current Data Parameters
NAME YAI-1640-1
EXPNO 11
PROCNO 1

F2 - Acquisition Parameters
Date_ 20190224
Time_ 9.32
INSTRUM spect
PROBHD 5 mm CPPBBO BB
PULPROG zgpg30
TD 65536
SOLVENT CDCl3
NS 1812
DS 4
SWH 36057.691 Hz
FIDRES 0.550197 Hz
AQ 0.9087659 sec
RG 175.56
DW 13.867 use
DE 18.00 use
TE 300.1 K
D1 2.00000000 sec
D11 0.03000000 sec
TDO 1

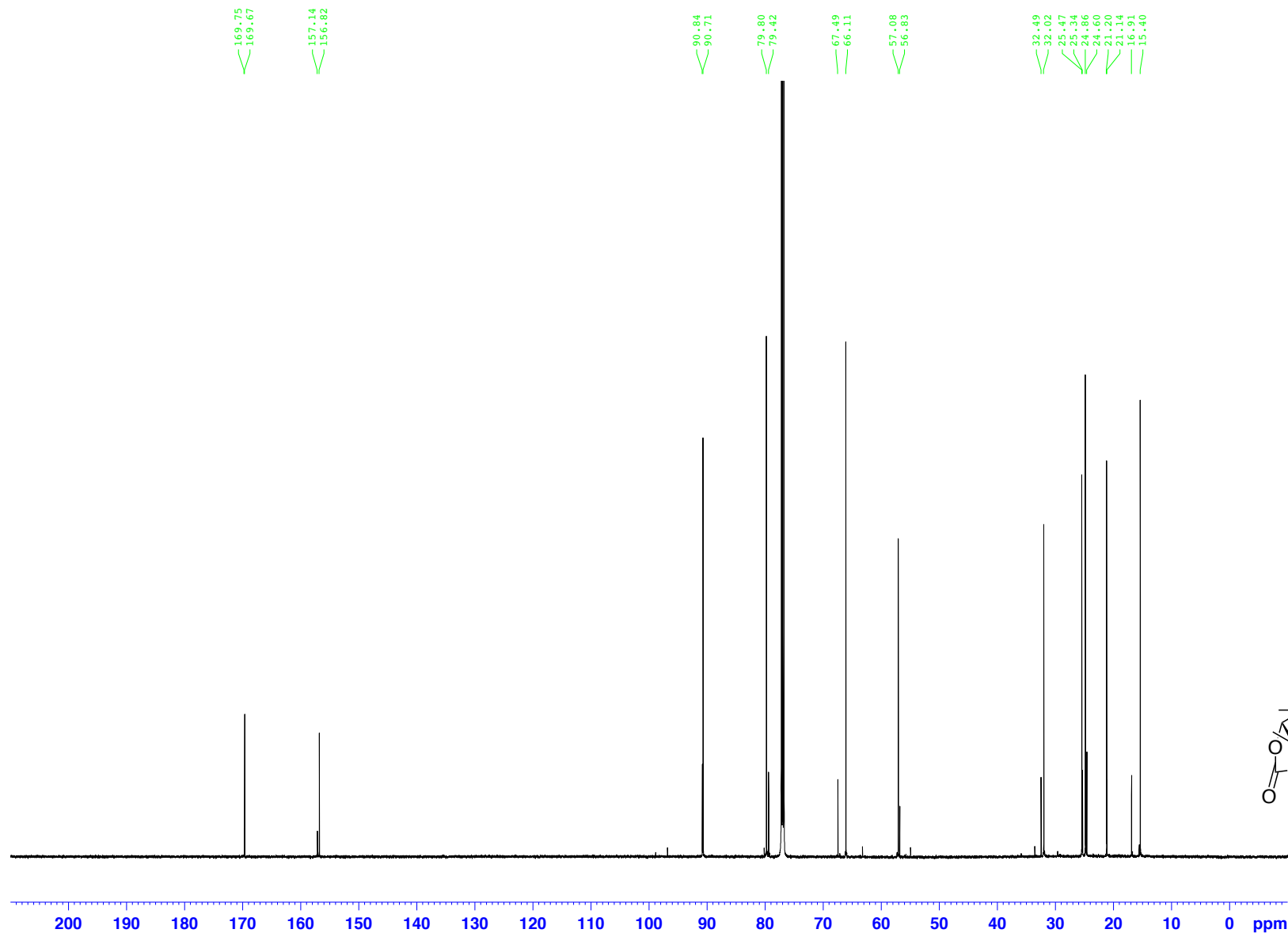
===== CHANNEL f1 =====
SFO1 150.9178981 MHz
NUC1 13C
P1 10.00 use
PLW1 70.00000000 W

===== CHANNEL f2 =====
SFO2 600.1324005 MHz
NUC2 1H
CPDPRG[2] waltz16
PCPD2 70.00 use
PLW2 14.00000000 W
PLW12 0.64286000 W
PLW13 0.32335001 W

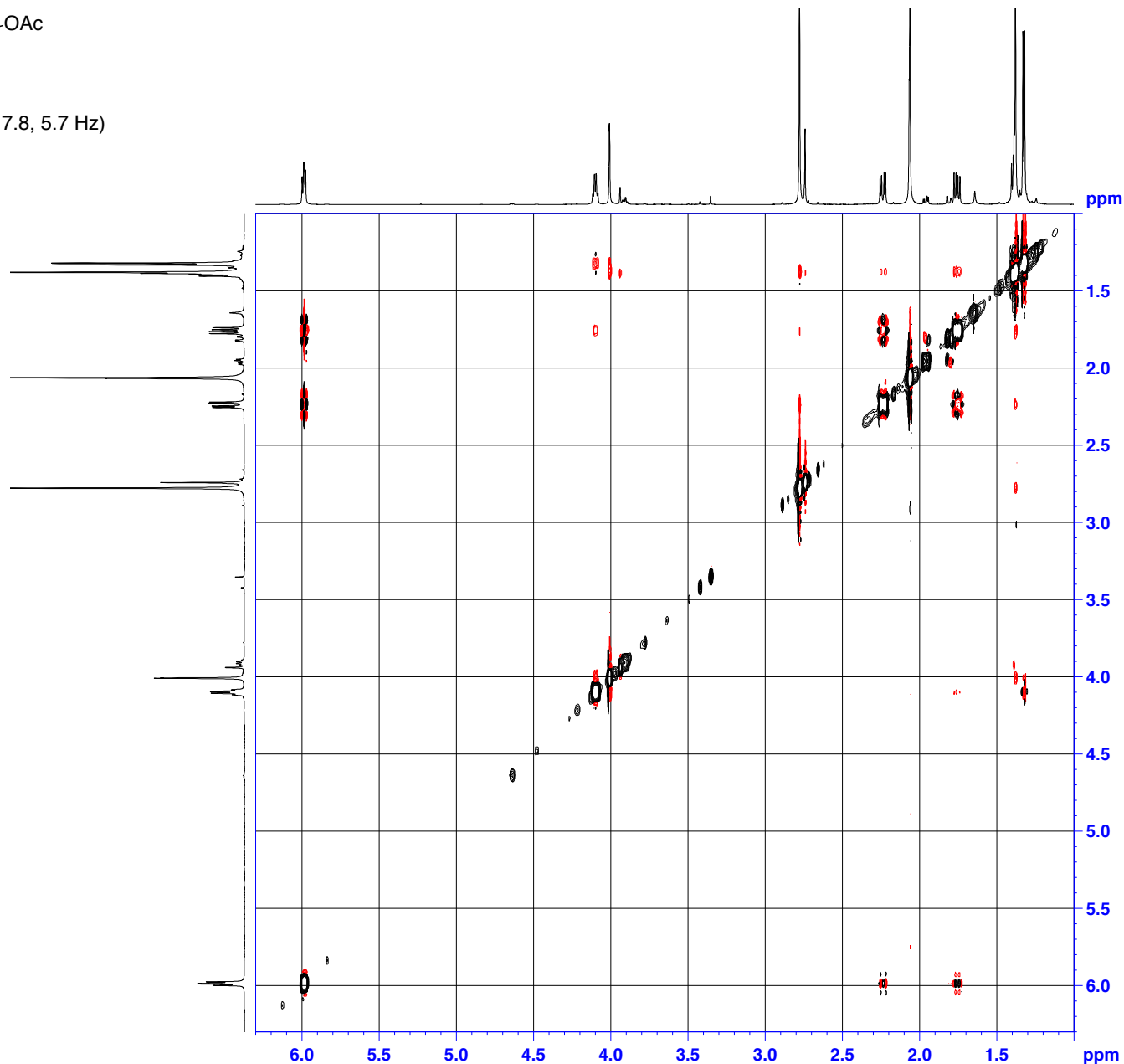
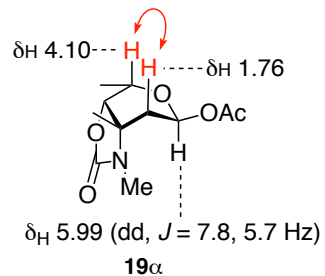
F2 - Processing parameters
SI 32768
SF 150.9028144 MHz
WDW EM
SSB 0
LB 1.00 Hz
GB 0
PC 1.40



(α : β = 6.7:1)



Key NOE Correlation



Current Data Parameters
 NAME YAL-1640-1
 EXPNO 12
 PROCNO 1

F2 - Acquisition Parameters
 Date_ 20190224
 Time_ 11.18
 INSTRUM spect
 PROBHD 5 mm CPPBBO BB
 PULPROG noesygpph
 TD 2048
 SOLVENT CDCl3
 NS 4
 DS 32
 SWH 4587.156 Hz
 FIDRES 2.239822 Hz
 AQ 0.2232320 sec
 RG 15.79
 DW 109.000 usec
 DE 10.00 usec
 TE 300.0 K
 DO 0.00009372 sec
 D1 1.94716096 sec
 D8 0.30000001 sec
 D11 0.03000000 sec
 D12 0.00002000 sec
 D16 0.00002000 sec
 IN0 0.00021800 sec

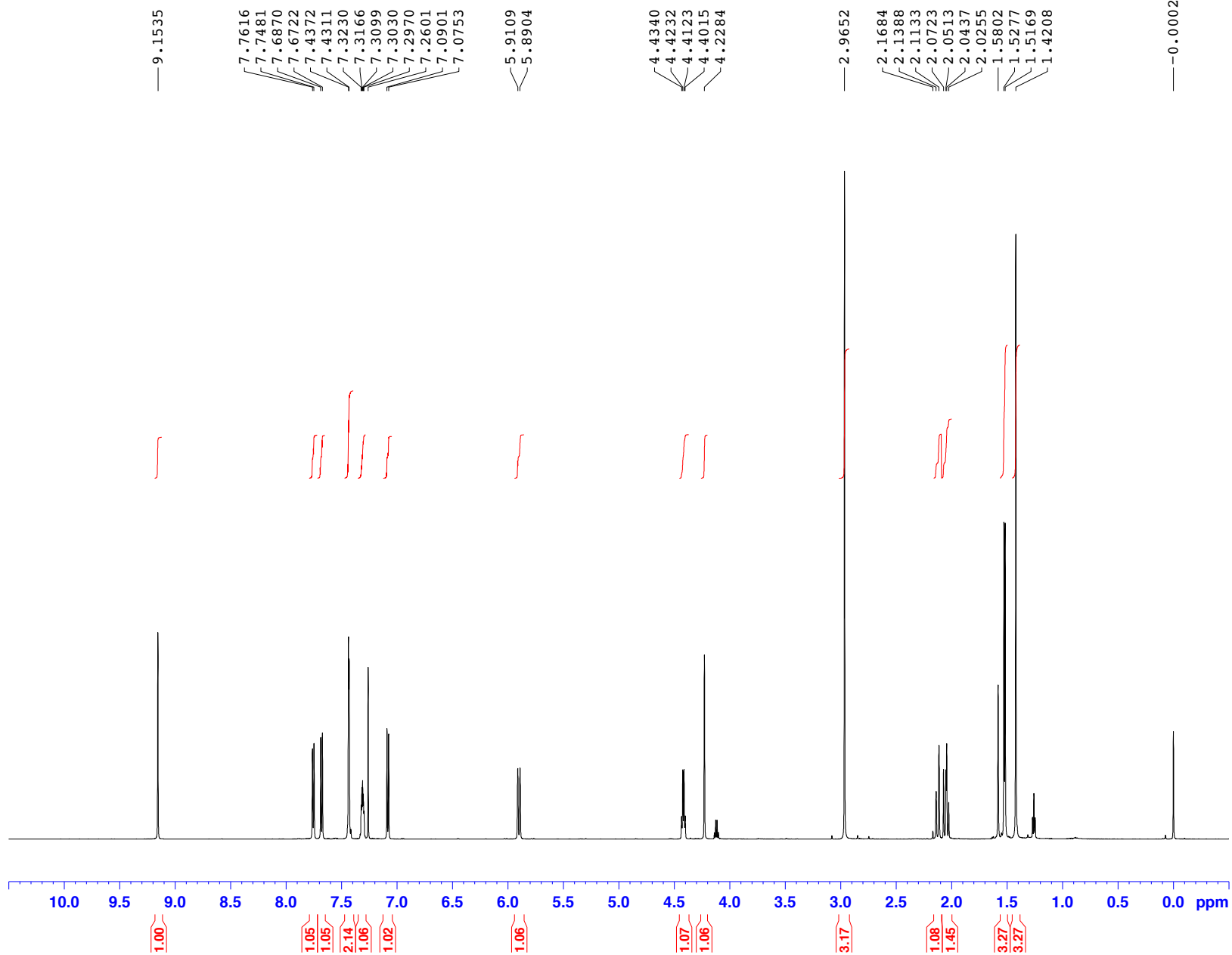
==== CHANNEL f1 =====
 SF01 600.1324206 MHz
 NUC1 1H
 P1 12.00 usec
 P2 24.00 usec
 P17 2500.00 usec
 PLW1 23.00000000 W
 PLW10 5.29920006 W

==== GRADIENT CHANNEL =====
 GPNAM[1] SMSQ10.100
 GPZ1 40.00 %
 P16 1000.00 usec

F1 - Acquisition parameters
 TD 256
 SF01 600.1324 MHz
 FIDRES 17.918577 Hz
 SW 7.644 ppm
 FnMODE States-TPPI

F2 - Processing parameters
 SI 1024
 SF 600.1300145 MHz
 WDW QSINE
 SSB 2
 LB 0 Hz
 GB 0
 PC 1.00

F1 - Processing parameters
 SI 1024
 MC2 States-TPPI
 SF 600.1300145 MHz
 WDW QSINE
 SSB 2
 LB 0 Hz
 GB 0

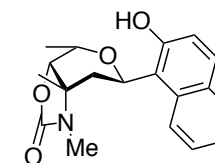


Current Data Parameters
 NAME NMe-Oxazolidinone-
 EXPNO 1
 PROCNO 1

F2 - Acquisition Parameters
 Date_ 20140107
 Time 17.09
 INSTRUM spect
 PROBHD 5 mm CPPBBO BB
 PULPROG zg30
 TD 65536
 SOLVENT CDCl3
 NS 16
 DS 2
 SWH 12019.230 Hz
 FIDRES 0.183399 Hz
 AQ 2.7262976 sec
 RG 31.94
 DW 41.600 use
 DE 10.00 use
 TE 300.0 K
 D1 1.00000000 sec
 TD0 1

==== CHANNEL f1 =====
 SFO1 600.1337060 MHz
 NUC1 1H
 P1 12.00 use
 PLW1 23.00000000 W

F2 - Processing parameters
 SI 65536
 SF 600.1300166 MHz
 WDW EM
 SSB 0
 LB 0.30 Hz
 GB 0
 PC 1.00



20



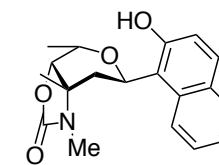
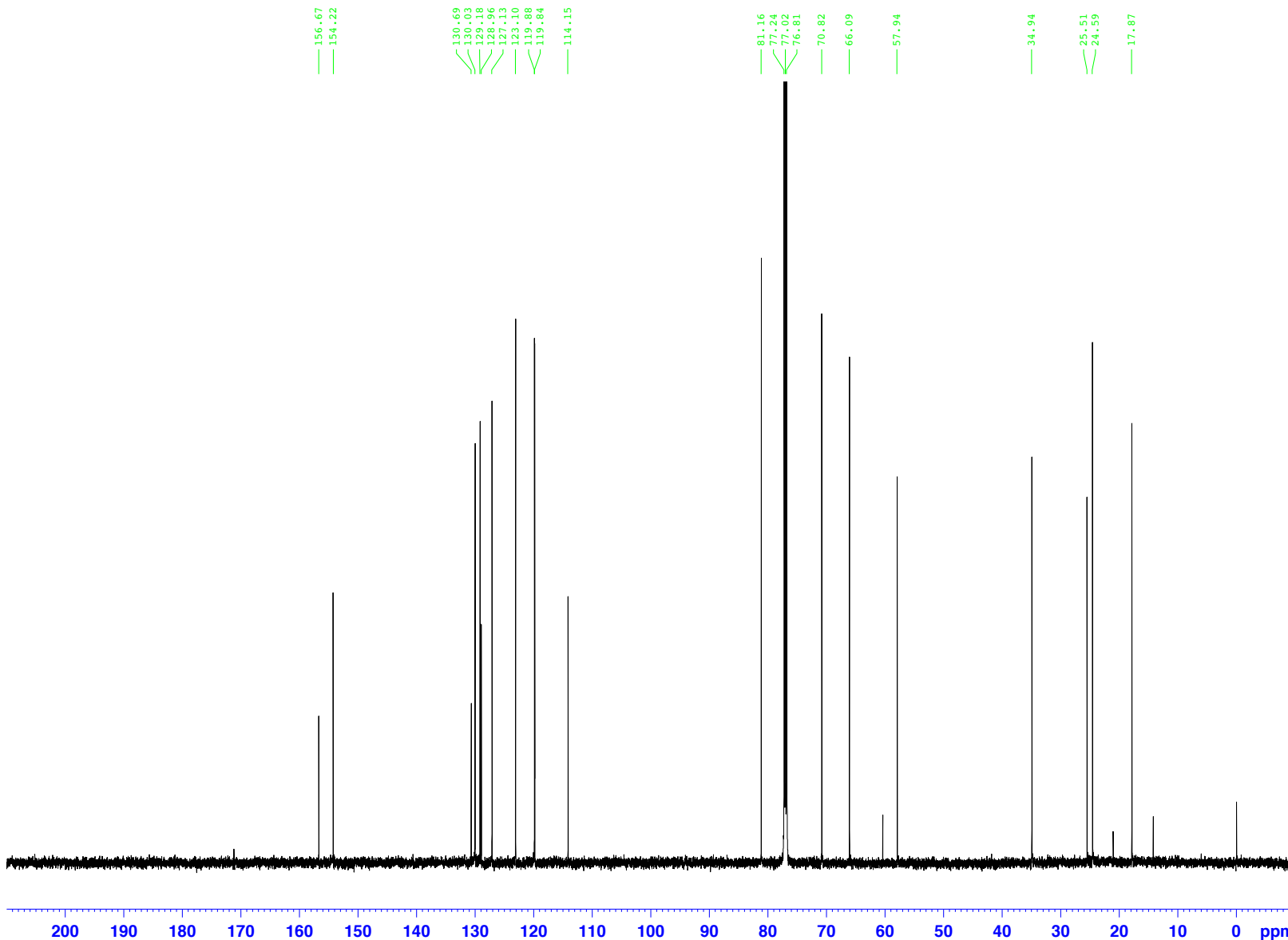
Current Data Parameters
NAME NMe-Oxazolidinone-
EXPNO 2
PROCNO 1

F2 - Acquisition Parameters
Date_ 20140107
Time_ 19.31
INSTRUM spect
PROBHD 5 mm CPPBBO BB
PULPROG zgpg30
TD 65536
SOLVENT CDCl3
NS 512
DS 4
SWH 36057.691 Hz
FIDRES 0.550197 Hz
AQ 0.9087659 sec
RG 175.56
DW 13.867 use
DE 18.00 use
TE 300.0 K
D1 2.0000000 sec
D11 0.0300000 sec
TD0 1

===== CHANNEL f1 =====
SFO1 150.9178981 MHz
NUC1 13C
P1 10.00 use
PLW1 70.0000000 W

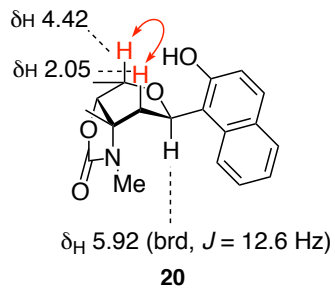
===== CHANNEL f2 =====
SFO2 600.1324005 MHz
NUC2 1H
CPDPRG[2] waltz16
PCPD2 70.00 use
PLW2 26.0000000 W
PLW12 0.76407999 W
PLW13 0.37439999 W

F2 - Processing parameters
SI 32768
SF 150.9028095 MHz
WDW EM
SSB 0
LB 1.00 Hz
GB 0
PC 1.40



20

Key NOE Correlation



Current Data Parameters
 NAME NMe-Oxazolidinone-bNz
 EXPNO 3
 PROCNO 1

F2 - Acquisition Parameters
 Date_ 20140108
 Time 6.10
 INSTRUM spect
 PROBHD 5 mm CPPBBO BB
 PULPROG noesygpphpp
 TD 2048
 SOLVENT CDCl3
 NS 16
 DS 32
 SWH 5747.126 Hz
 FIDRES 2.806214 Hz
 AQ 0.1781760 sec
 RG 61.57
 DW 87.000 usec
 DE 10.00 usec
 TE 300.0 K
 D0 0.00007172 sec
 D1 1.99221694 sec
 D8 0.69999999 sec
 D11 0.03000000 sec
 D12 0.00002000 sec
 D16 0.00020000 sec
 IN0 0.00017400 sec

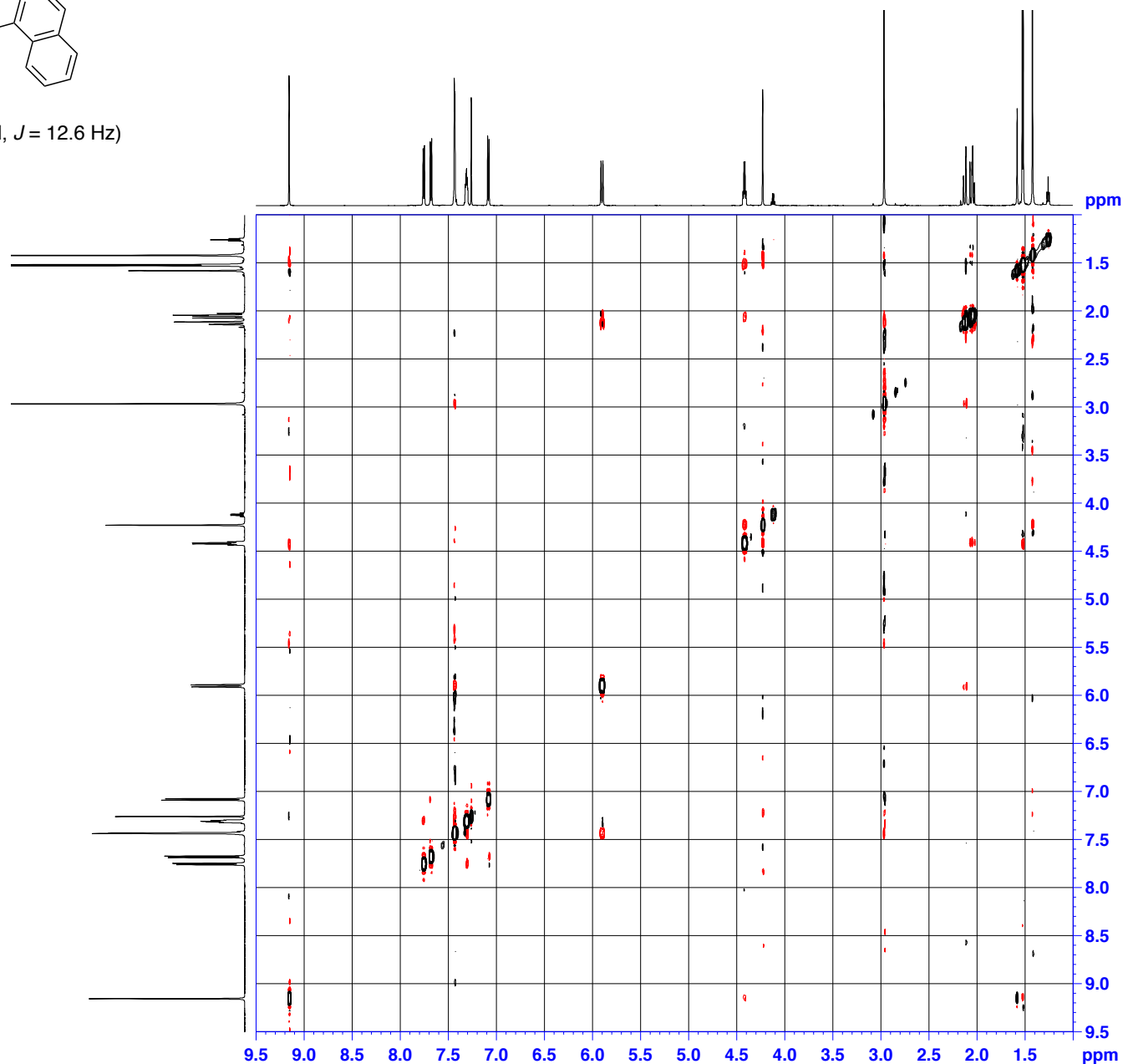
===== CHANNEL f1 =====
 SF01 600.1329984 MHz
 NUC1 1H
 P1 12.00 usec
 P2 24.00 usec
 P17 2500.00 usec
 PLW1 23.0000000 W
 PLW10 4.89940023 W

===== GRADIENT CHANNEL =====
 GPNAM[1] SMSQ10.100
 GPZ1 40.00 %
 P16 1000.00 usec

F1 - Acquisition parameters
 TD 64
 SF01 600.133 MHz
 FIDRES 89.798851 Hz
 SW 9.576 ppm
 FnmODE States-TPPI

F2 - Processing parameters
 SI 1024
 SF 600.1300166 MHz
 WDW QSINE
 SSB 2
 LB 0 Hz
 GB 0
 PC 1.00

F1 - Processing parameters
 SI 1024
 MC2 States-TPPI
 SF 600.1300166 MHz
 WDW QSINE
 SSB 2
 LB 0 Hz
 GB 0



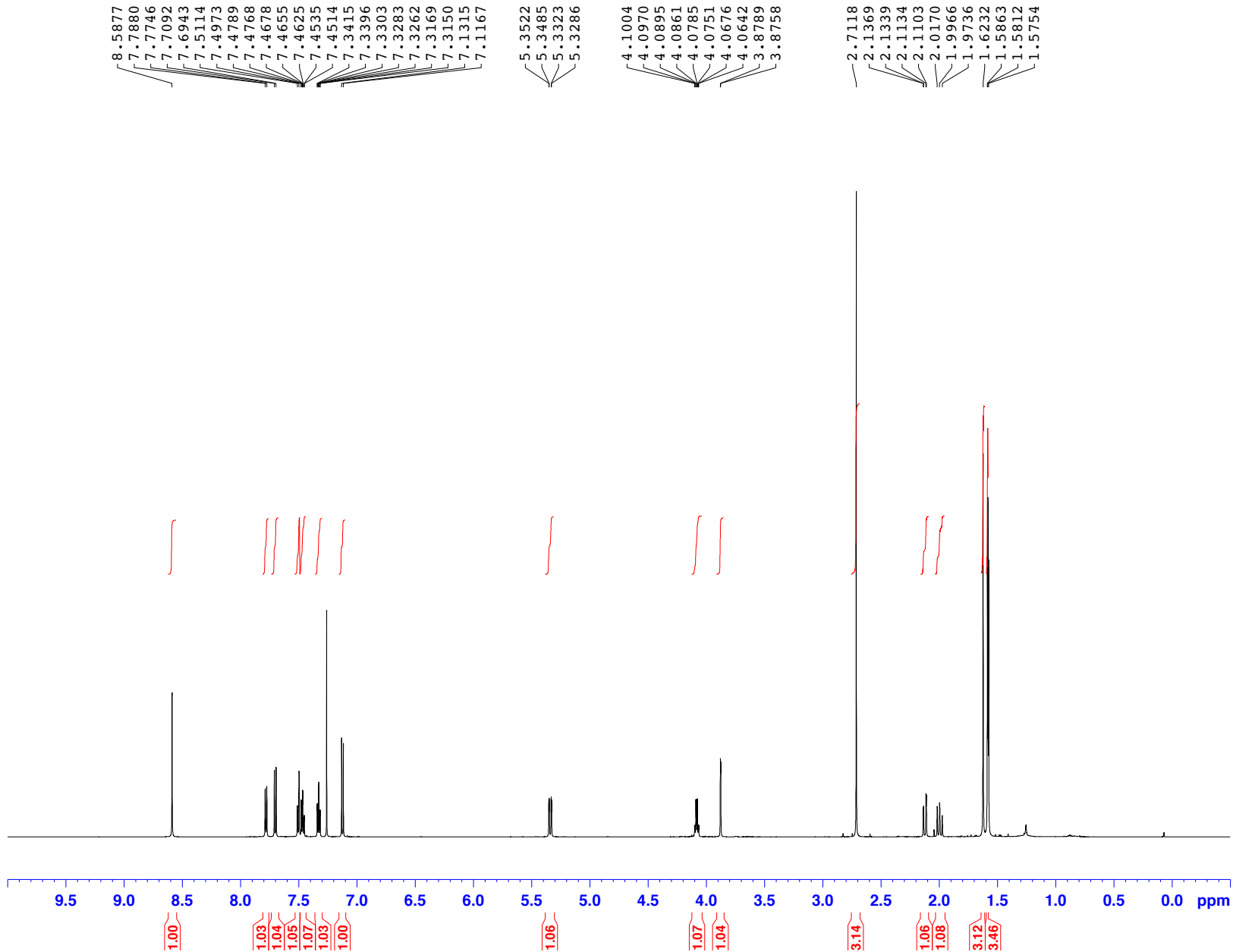
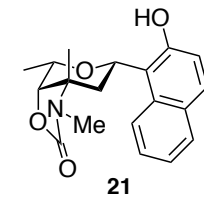


Current Data Parameters
NAME YA1-1672-1
EXPNO 20
PROCNO 1

F2 - Acquisition Parameters
Date_ 20190712
Time 22.12
INSTRUM spect
PROBHD 5 mm CPPBBO BB
PULPROG zg30
TD 65536
SOLVENT CDC13
NS 16
DS 2
SWH 12019.230 Hz
FIDRES 0.183399 Hz
AQ 2.7262976 sec
RG 31.94
DW 41.600 use
DE 10.00 use
TE 298.2 K
D1 1.00000000 sec
TD0 1

==== CHANNEL f1 =====
SFO1 600.1337060 MHz
NUC1 1H
P1 12.00 use
PLW1 21.00000000 W

F2 - Processing parameters
SI 65536
SF 600.1300143 MHz
WDW EM
SSB 0
LB 0.30 Hz
GB 0
PC 1.00





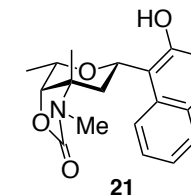
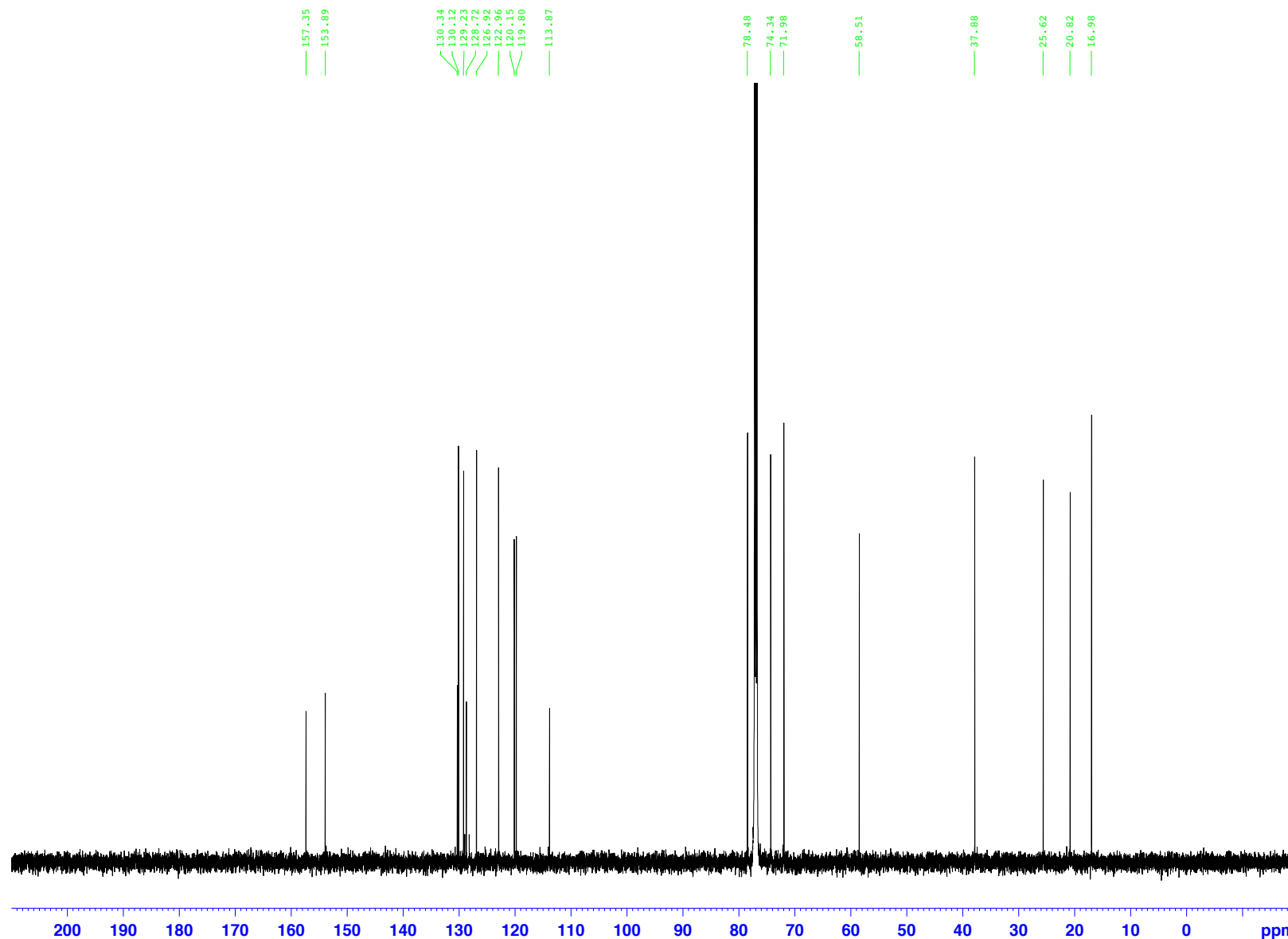
Current Data Parameters
NAME NMe-oxazolidinone-
EXPNO 11
PROCNO 1

F2 - Acquisition Parameters
Date_ 20190201
Time 22.53
INSTRUM spect
PROBHD 5 mm CPPBBO BB
PULPROG zgpg30
TD 65536
SOLVENT CDCl3
NS 1024
DS 4
SWH 36057.691 Hz
FIDRES 0.550197 Hz
AQ 0.9087659 sec
RG 175.56
DW 13.867 use
DE 18.00 use
TE 300.1 K
D1 2.0000000 sec
D11 0.0300000 sec
TD0 1

==== CHANNEL f1 =====
SFO1 150.9178981 MHz
NUC1 13C
P1 10.00 use
PLW1 70.0000000 W

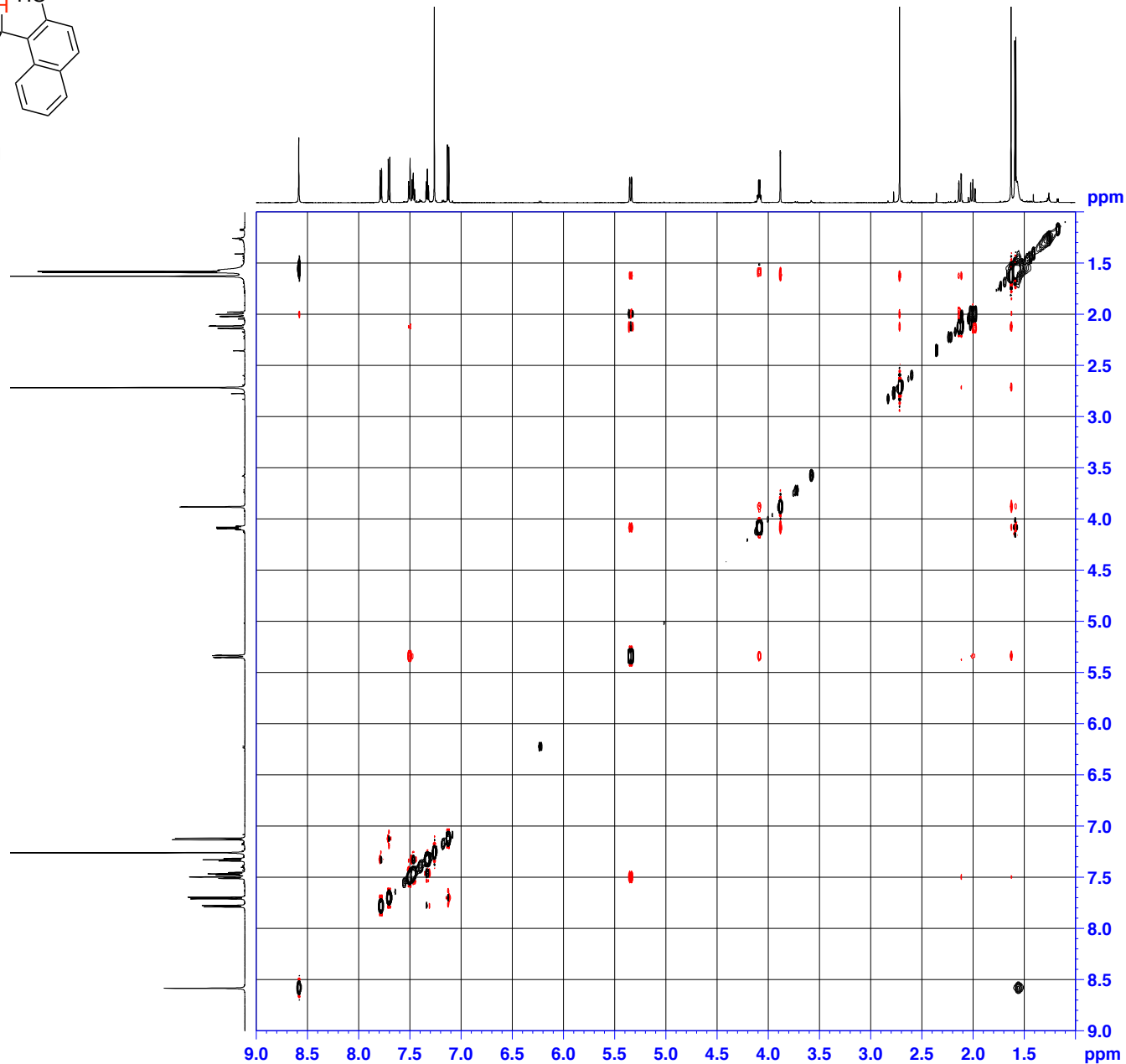
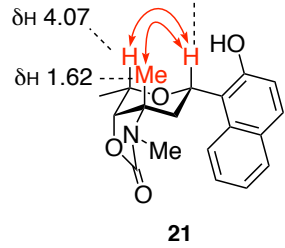
==== CHANNEL f2 =====
SFO2 600.1324005 MHz
NUC2 1H
CPDPRG[2] waltz16
PCPD2 70.00 use
PLW2 14.0000000 W
PLW12 0.64286000 W
PLW13 0.32335001 W

F2 - Processing parameters
SI 32768
SF 150.9028115 MHz
WDW EM
SSB 0
LB 1.00 Hz
GB 0
PC 1.40



Key NOE Correlations

δ_H 5.34 (brd, $J = 12.0$ Hz)



Current Data Parameters
 NAME NMe-oxazolidinone-C-1
 EXPNO 12
 PROCNO 1

F2 - Acquisition Parameters
 Date_ 20190202
 Time 9.27
 INSTRUM spect
 PROBHD 5 mm CPPBBO BB
 PULPROG noesygpphpp
 TD 2048
 SOLVENT CDC13
 NS 4
 DS 32
 SWH 5376.344 Hz
 FIDRES 2.625168 Hz
 AQ 0.1904640 sec
 RG 17.5
 DW 93.000 usec
 DE 10.00 usec
 TE 300.1 K
 D0 0.00007772 sec
 D1 1.97992897 sec
 D8 0.30000001 sec
 D11 0.03000000 sec
 D12 0.00002000 sec
 D16 0.00020000 sec
 INO 0.00018600 sec

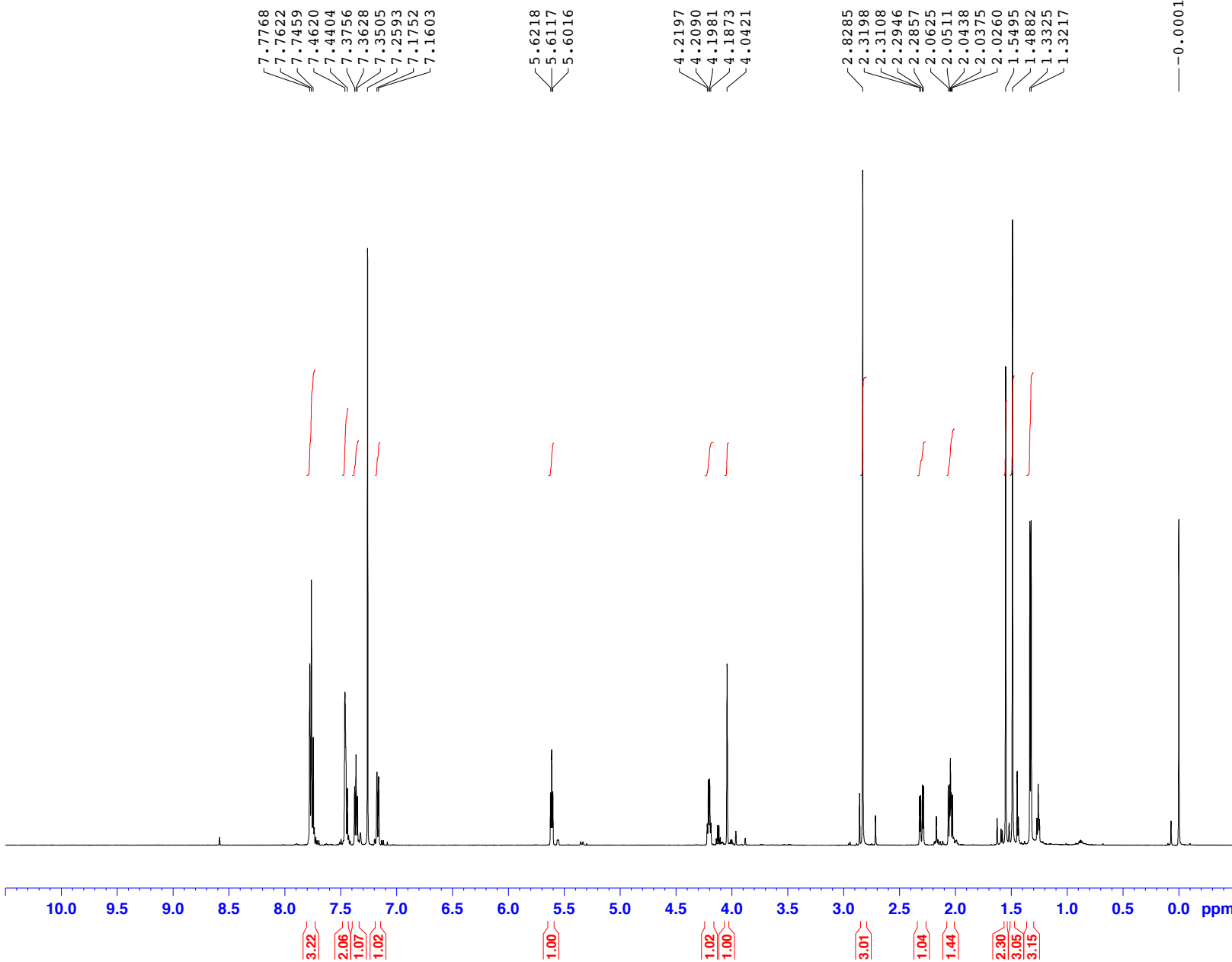
===== CHANNEL f1 =====
 SF01 600.1328473 MHz
 NUC1 1H
 P1 12.00 usec
 P2 24.00 usec
 P17 2500.00 usec
 PLW1 23.00000000 W
 PLW10 5.29920006 W

===== GRADIENT CHANNEL =====
 GPNAM[1] SMSQ10.100
 GPZ1 40.00 %
 P16 1000.00 usec

F1 - Acquisition parameters
 TD 256
 SF01 600.1328 MHz
 FIDRES 21.001345 Hz
 SW 8.959 ppm
 FnmODE States-TPPI

F2 - Processing parameters
 SI 1024
 SF 600.1300142 MHz
 WDW QSINE
 SSB 2
 LB 0 Hz
 GB 0
 PC 1.00

F1 - Processing parameters
 SI 1024
 MC2 States-TPPI
 SF 600.1300142 MHz
 WDW QSINE
 SSB 2
 LB 0 Hz
 GB 0



---0.0001

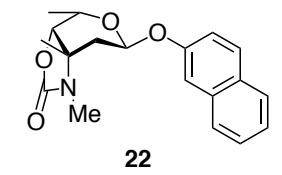


Current Data Parameters
 NAME NMe-Oxazolidinone-
 EXPNO 1
 PROCNO 1

F2 - Acquisition Parameters
 Date_ 20140107
 Time_ 17.26
 INSTRUM spect
 PROBHD 5 mm CPPBBO BB
 PULPROG zg30
 TD 65536
 SOLVENT CDC13
 NS 32
 DS 2
 SWH 12019.230 Hz
 FIDRES 0.183399 Hz
 AQ 2.7262976 sec
 RG 31.94
 DW 41.600 use
 DE 10.00 use
 TE 300.0 K
 D1 1.00000000 sec
 TD0 1

==== CHANNEL f1 =====
 SFO1 600.1337060 MHz
 NUC1 1H
 P1 12.00 use
 PLW1 23.00000000 W

F2 - Processing parameters
 SI 65536
 SF 600.1300167 MHz
 WDW EM
 SSB 0
 LB 0.30 Hz
 GB 0
 PC 1.00





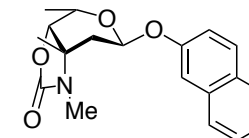
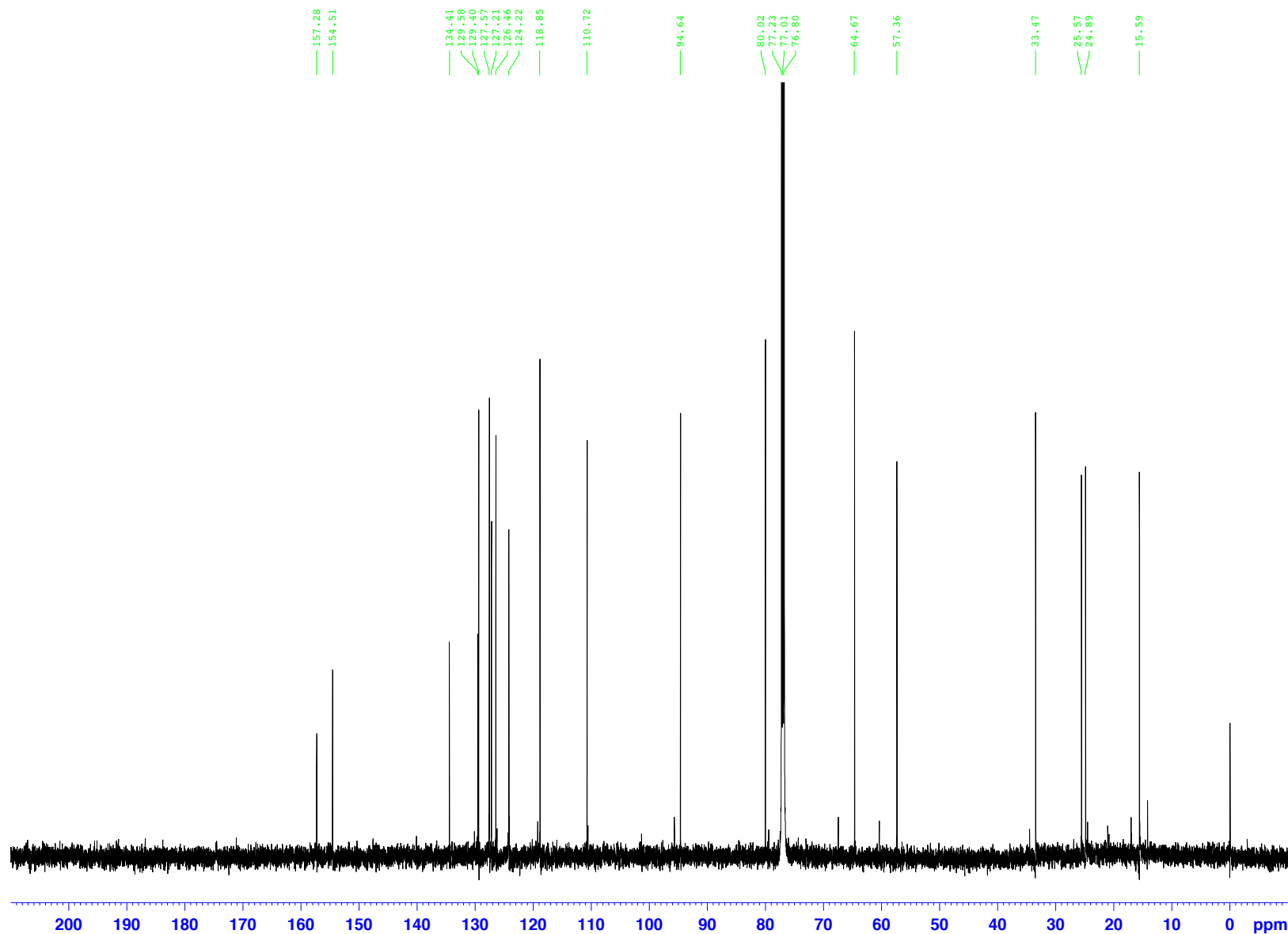
Current Data Parameters
NAME NMe-Oxazolidinone-
EXPNO 2
PROCNO 1

F2 - Acquisition Parameters
Date_ 20140108
Time 9.38
INSTRUM spect
PROBHD 5 mm CPPBBO BB
PULPROG zgpg30
TD 65536
SOLVENT CDCl3
NS 1024
DS 4
SWH 36057.691 Hz
FIDRES 0.550197 Hz
AQ 0.9087659 sec
RG 175.56
DW 13.867 use
DE 18.00 use
TE 300.0 K
D1 2.00000000 sec
D11 0.03000000 sec
TDO 1

===== CHANNEL f1 =====
SFO1 150.9178981 MHz
NUC1 13C
P1 10.00 use
PLW1 70.00000000 W

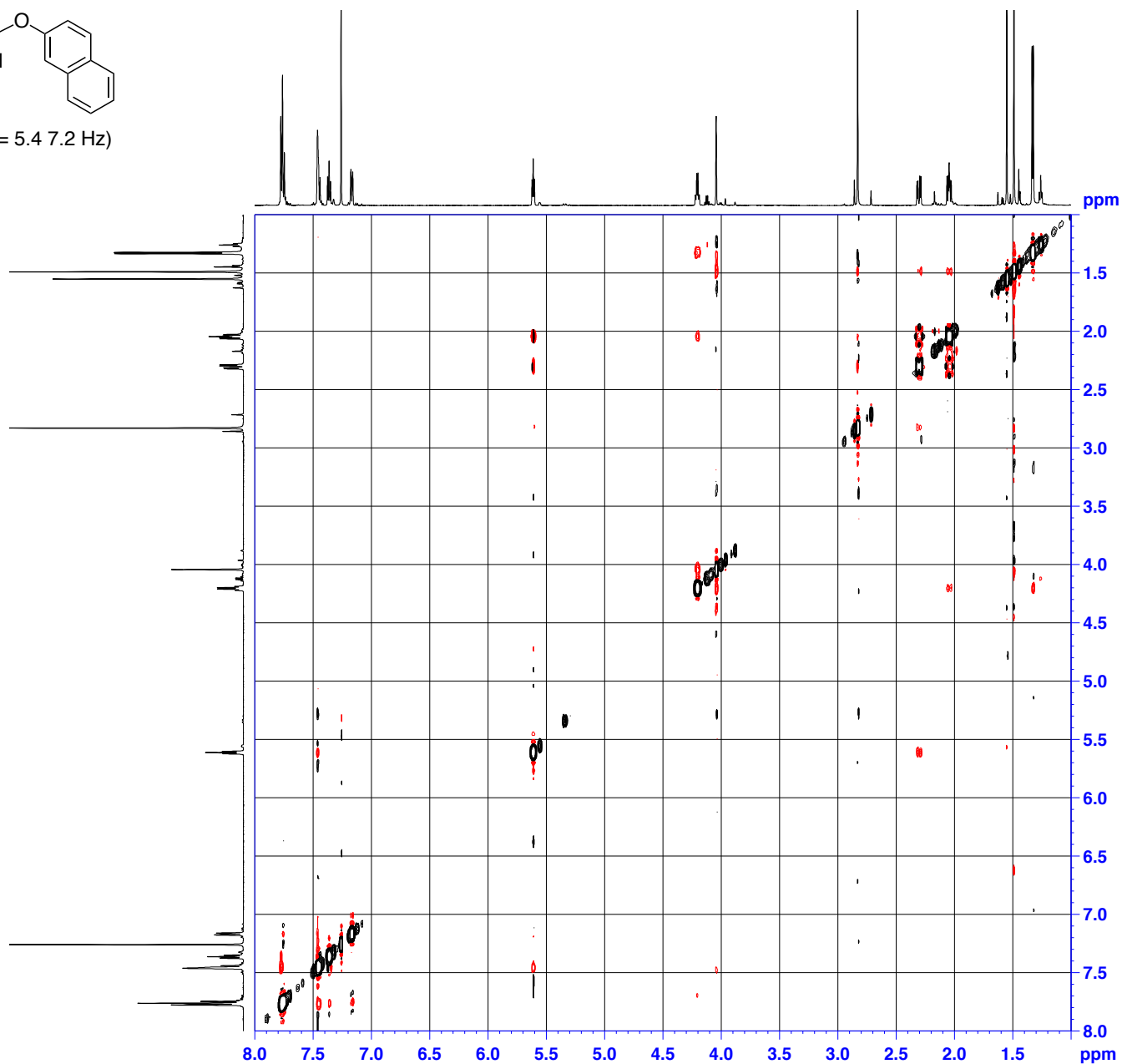
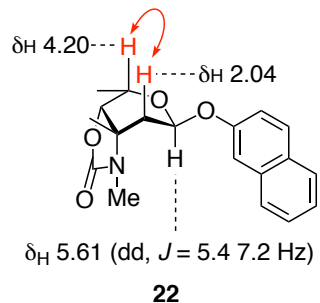
===== CHANNEL f2 =====
SFO2 600.1324005 MHz
NUC2 1H
CPDPRG[2] waltz16
PCPD2 70.00 use
PLW2 26.00000000 W
PLW12 0.76407999 W
PLW13 0.37439999 W

F2 - Processing parameters
SI 32768
SF 150.9028093 MHz
WDW EM
SSB 0
LB 1.00 Hz
GB 0
PC 1.40



22

Key NOE Correlation



Current Data Parameters
 NAME NMe-Oxazolidinone-bNc
 EXPNO 3
 PROCNO 1

F2 - Acquisition Parameters
 Date_ 20140108
 Time 0.16
 INSTRUM spect
 PROBD 5 mm CPPBBO BB
 PULPROG noesygpphpp
 TD 2048
 SOLVENT cdc13
 NS 16
 DS 32
 SWH 5494.505 Hz
 FIDRES 2.682864 Hz
 AQ 0.1863680 sec
 RG 61.57
 DW 91.000 usec
 DE 10.00 usec
 TE 300.0 K
 D0 0.00007572 sec
 D1 1.98402500 sec
 D8 0.69999999 sec
 D11 0.03000000 sec
 D12 0.00002000 sec
 D16 0.00020000 sec
 IN0 0.00018200 sec

==== CHANNEL f1 =====
 SF01 600.1323600 MHz
 NUC1 1H
 P1 12.00 usec
 P2 24.00 usec
 P17 2500.00 usec
 PLW1 23.00000000 W
 PLW10 4.89940023 W

==== GRADIENT CHANNEL =====
 GPNAM[1] SMSQ10.100
 GPZ1 40.00 %
 P16 1000.00 usec

F1 - Acquisition parameters
 TD 64
 SF01 600.1324 MHz
 FIDRES 85.851646 Hz
 SW 9.155 ppm
 FhMODE States-TPPI

F2 - Processing parameters
 SI 1024
 SF 600.1300167 MHz
 WDW QSINE
 SSB 2
 LB 0 Hz
 GB 0
 PC 1.00

F1 - Processing parameters
 SI 1024
 MC2 States-TPPI
 SF 600.1300167 MHz
 WDW QSINE
 SSB 2
 LB 0 Hz
 GB 0