

HETEROCYCLES, Vol. 77, No. 2, 2009, pp. 1045 - 1056. © The Japan Institute of Heterocyclic Chemistry
Received, 31st July, 2008, Accepted, 15th October, 2008, Published online, 16th October, 2008
DOI: 10.3987/COM-08-S(F)83

EFFICIENT SYNTHESIS OF [2]ROTAXANES BASED ON SEQUENTIAL ACETYLENE–DICOBALT HEXACARBONYL COMPLEXATION AND STOPPER MODIFICATION

Yuji Tokunaga,*¹ Norihiro Ohiwa,¹ Go Ohta,¹ Yuji Yamauchi,¹ Tatsuhiro Goda,¹ Nobuhiko Kawai,¹ Takumichi Sugihara,² Youji Shimomura,¹ and Tomonori Hoshi³

¹ Department of Materials Science and Engineering, Faculty of Engineering, University of Fukui, Bunkyo, Fukui 910-8507, Japan (E-mail: tokunaga@matse.u-fukui.ac.jp), ² Faculty of Pharmaceutical Sciences, Niigata University of Pharmacy and Applied Life Sciences, Kamishinei-cho, Niigata 950-2081, Japan, ³ Graduate School of Pharmaceutical Sciences, Tohoku University, Aoba-ku, Sendai 980-8578, Japan

Dedicated to Professor Emeritus Keiichiro Fukumoto on the occasion of his 75th birthday

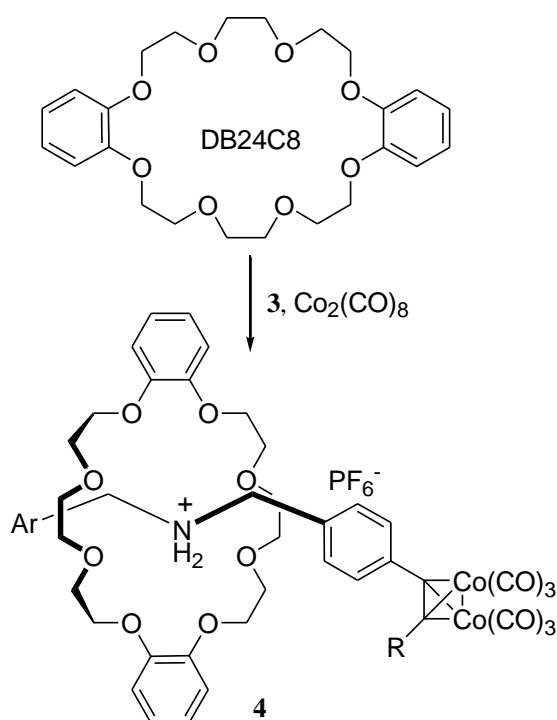
Abstract – This paper describes an efficient end-capping method for the preparation of [2]rotaxanes, using acetylene–dicobalt hexacarbonyl complexation and subsequent transformation of the complexes into a series of vinylsilanes through hydrosilylation.

INTRODUCTION

Rotaxanes have potential applicability as components within molecular machines and devices.¹ Because the types of functional groups present in rotaxanes can affect their physical properties, one effective means of functionalization of rotaxanes is their construction with a transformable group as a stopper that is subsequently modified.^{2–5} Smithrud et al. used dicyclohexylcarbodiimide (DCC) to lock the ring-shaped component onto a capped-tether; the DCC-[2]rotaxane was then combined with amines to give corresponding rotaxanes in high yields.⁶ This methodology has been applied to the synthesis of rotaxanes possessing intracellular transporting abilities.⁷

Acetylene–dicobalt hexacarbonyl complexes⁸ are useful as intermediates in organic synthesis because they are substrates for Pauson–Khand,⁹ Nicholas,¹⁰ and hydrosilylation reactions.¹¹ Furthermore, these complexes are practical protecting groups for acetylenes.¹²

constants (K_{exp})²⁰ of 860 ± 190 and $1700 \pm 440 \text{ M}^{-1}$, respectively. Having confirmed the formation of [2]pseudorotaxanes, we attempted the synthesis of the corresponding [2]rotaxanes through complexation of acetylene and dicobalt octacarbonyl. Treatment of the acetylenes **3** with dicobalt octacarbonyl in the presence of two equivalents of DB24C8 afforded the corresponding [2]rotaxanes **4** (Scheme 3). The monosubstituted and disubstituted acetylenes provided their corresponding [2]rotaxanes **4** in excellent (Table 1, entries 1–3) and moderate (Table 1, entries 4–6) NMR spectroscopic yields, respectively.²¹



Scheme 3

Table 1. Yields of rotaxanes using acetylene– $\text{Co}_2(\text{CO})_6$ complexation

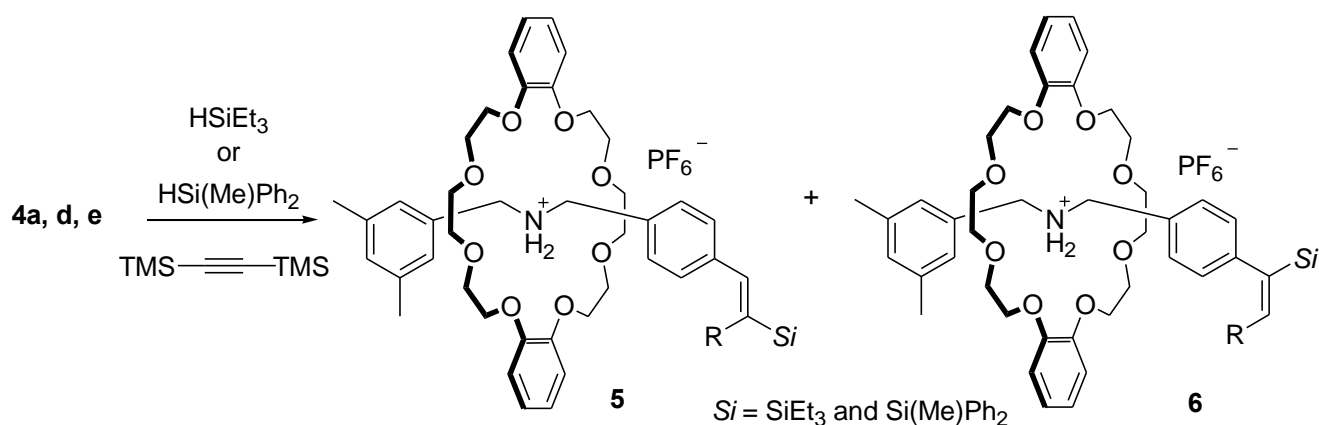
Run	substrate	product	Yield % ^a
1	3a : Ar = 3,5-dimethylphenyl, R = H	4a	99 (75)
2	3b : Ar = 4- <i>tert</i> -butylphenyl, R = H	4b	94 (65)
3	3c : Ar = 9-anthryl, R = H	4c	89 (53)
4	3d : Ar = 3,5-dimethylphenyl, R = CH ₃	4d	78 (55)
5	3e : Ar = 3,5-dimethylphenyl, R = phenyl	4e	77 (73)
6	3f : Ar = 9-anthryl, R = phenyl	4f	78 (53)

Reactions were conducted at 0 °C in CH_2Cl_2 using 2 equiv of DB24C8 and 1.2 equiv of dicobalt octacarbonyl.
^a Determined by ^1H NMR spectra of crude products. (): isolated yield.

Next, we investigated the transformations of the [2]rotaxanes **4** into the [2]rotaxanes **5** and **6** through hydrosilylation and decomplexation of the acetylene– $\text{Co}_2(\text{CO})_6$ complexes (Scheme 4, Table 2). In each case, the hydrosilylation reaction—heating with a trialkylsilane and bis(trimethylsilyl)acetylene^{10a}—was complete within 3 h to afford the corresponding vinylsilanes as a mixture of regioisomers in moderate yield.²² The syn addition reaction predominantly proceeded, anti adducts were not observed in the NMR spectra of crude products.

We used NMR spectroscopy to determine the regiochemistry of the products (Figure 1). The coupling constants of olefinic protons of the major isomer **5a** (run 1) and minor isomer **6d** (run 4) were 19 and 2.8 Hz, respectively. Irradiation of the protons of the olefinic protons of **5b** and **5e** resulted in NOE enhancements to the aromatic protons, indicating that these compounds were the external silylation products (runs 2 and 5). We also observed the enhancement the signal for aromatic protons on di-substituted benzene part of **5c**, when the methylene protons net to silicon atoms were irradiated.

The bulk of the silyl group had an effect on the regioselectivity: generally the yields of the internal silylation products were slightly higher when we performed the reactions with diphenylmethylsilane (cf. runs 1 and 4, and 2 and 5). Isobe's group has reported the hydrosilylation of the phenyl acetylene–Co₂(CO)₆ complex with triethylsilane;²² their selectivity (74:26) was close to ours (72:28, run 1).



Scheme 4

Table 2. Yields and Regioselectivity of Cobalt-Elimination/ Hydrosilylation Reaction

Run	Substrate	Products	Yield (%)	Ratio (5 : 6)
1 ^{a)}	4a (R = H)	5a, 6a (Si = SiEt ₃)	54%	72 : 28
2 ^{a)}	4d (R = Me)	5b, 6b (Si = SiEt ₃)	68%	97 : 3
3 ^{b)}	4e (R = Ph)	5c, 6c (Si = SiEt ₃)	53%	68 : 32
4 ^{a)}	4a (R = H)	5d, 6d (Si = SiPh ₂ Me)	64%	63 : 37
5 ^{a)}	4d (R = Me)	5e, 6e (Si = SiPh ₂ Me)	64%	92 : 8
6 ^{a)}	4e (R = Ph)	5f, 6f (Si = SiPh ₂ Me)	55%	70 : 30 ^{c)}

a) The reaction was carried out at 65°C.

b) The reaction was carried out under reflux.

c) not determination

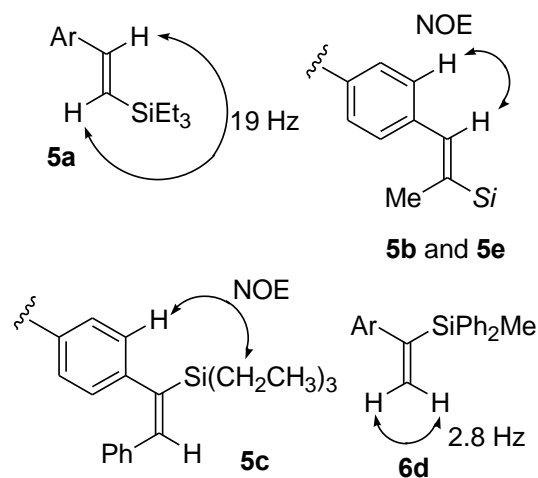


Figure 1

Although the hydrosilylation mechanism has not been clarified, Isobe et al. suggested that the first step involved the hydride approaching to the carbon atom of the complex.²² Therefore, we might expect the hydride to react predominantly at the benzylic carbon atoms of the [2]rotaxanes **4a** and **4d** to afford the external vinylsilanes **5a**, **5b**, **5d**, and **5e** (runs 1, 2, 4, and 5, respectively). Because the substrate **4d** possesses a hindering methyl group at the external carbon atom, the hydrosilylations of **4d** proceeded more selectively (runs 2 and 5). The reactions of **4e** (runs 3 and 6) favored the hydride reacting at the internal carbon atom to form the [2]rotaxanes **5c** and **5f**; because both sites are reactive benzylic carbon atoms, bulky silyl groups avoided the internal carbon atom which is hindered by the presence of the bulky DB24C8 unit.

In summary, we have synthesized several [2]rotaxanes through sequential acetylene–Co₂(CO)₆ complexation and stopper-modification via hydrosilylation/decomplexation. Because alkenylsilanes are particularly important functional groups in organic synthesis,²³ these [2]rotaxanes will be useful for constructing related interlocked molecules.

EXPERIMENTAL

General Methods: Infrared spectra were recorded using a Shimadzu FTIR-8600PC spectrometer. ¹H NMR spectra were recorded using JEOL AL-300, EX-400, and LA-500 spectrometers; TMS was the internal standard. Mass spectra were recorded using a JMS-700T instrument. All reactions were performed under a positive atmosphere of dry N₂, unless otherwise indicated. All extracts were dried over MgSO₄ and the solvent removed through rotary evaporation under reduced pressure. Silica gel column chromatography was performed on Kanto Chemical silica gel 60N. Thin-layer chromatography was performed using Merck Kieselgel 60PF₂₅₄. Melting points are uncorrected.

***N*-(3,5-Dimethylbenzyl)-*N*-(4-ethynylbenzyl)ammonium Hexafluorophosphate (3a).** Triethylamine (3.04 g, 30.0 mmol) was added at rt to a suspension of 3,5-dimethylbenzylammonium chloride (1.72 g, 10.0 mmol), 4-ethynylbenzaldehyde (1.30 g, 10.0 mmol), and magnesium sulfate (1.20 g, 10.0 mmol) in CHCl₃ (20 mL). The reaction mixture was stirred for 14 h at rt and then it was filtered. The filtrate was concentrated and the residue dissolved in EtOH and THF (1:1, 60 mL). Sodium borohydride (0.765 g, 20.0 mmol) was added to the solution at 0 °C and then the mixture was heated at 40 °C for 19 h. After cooling to 0 °C, 10% HCl was added to the reaction mixture, which was then neutralized with sat. aq. NaHCO₃. The organic solvents were evaporated under reduced pressure and then the aqueous phase was extracted with AcOEt. The organic extract was washed with sat. aq. NaCl, dried, and concentrated. The residue was chromatographed (AcOEt/toluene, 1:1) to give the amine, which was dissolved in THF (20 mL) and treated with 10% HCl (8 mL). After evaporation of the solvent, the residue was washed with toluene to afford the chloride salt as a solid. This salt was dissolved in a mixture of acetone and water (1:1, 70 mL), ammonium hexafluorophosphate (4.19 g, 260 mmol) was added, and the mixture stirred for 1 h at rt. After evaporation of the acetone, the precipitate was collected and washed with water to give **3a** (2.01 g, 51%) as a white solid; mp 186–187 °C. IR ν_{\max} (KBr) cm⁻¹ 3253, 2921, 2120, 1611, 1411, 558. ¹H NMR (300 MHz, DMSO-*d*₆) δ 9.25–8.97 (br, 2H), 7.60–7.46 (m, 4H), 7.15–7.03 (m, 3H), 4.27 (s, 1H), 4.19 (br s, 2H), 4.08 (br s, 2H), 2.28 (s, 6H). ¹³C NMR (75 MHz, DMSO-*d*₆) δ 138.54, 133.20, 132.59, 132.20, 131.01, 128.25, 123.06, 83.61, 82.26, 21.42. MS (FAB) *m/z*: 250 [*M* – PF₆]⁺. Anal. Calcd for C₁₈H₂₀F₆NP: C, 54.69; H, 5.10; N, 3.54. Found: C, 54.46; H, 5.17; N, 3.60.

***N*-(4-*tert*-Butylbenzyl)-*N*-(4-ethynylbenzyl)ammonium Hexafluorophosphate (3b).** Yield: 84%; mp 189–191 °C. IR ν_{\max} (KBr) cm⁻¹ 3452, 2963, 1416, 559. ¹H NMR (300 MHz, DMSO-*d*₆) δ 9.24–9.03 (br,

2H), 7.62–7.33 (m, 8H), 4.29 (s, 1H), 4.21 (br s, 2H), 4.14 (br s, 2H), 1.28 (s, 9H). ^{13}C NMR (75 MHz, DMSO- d_6) δ 151.70, 132.66, 131.93, 130.29, 129.75, 128.93, 125.51, 122.33, 82.95, 81.79, 49.92, 49.77, 34.43, 31.03. MS (FAB) m/z : 278 [$M - \text{PF}_6$] $^+$. Anal. Calcd for $\text{C}_{20}\text{H}_{24}\text{F}_6\text{NP}\cdot 0.5\text{H}_2\text{O}$: C, 55.56; H, 5.83; N, 3.24. Found: C, 55.58; H, 5.73; N, 3.20.

***N*-(9-Anthryl)-*N*-(4-ethynylbenzyl)ammonium Hexafluorophosphate (3c).** Yield: 51%; mp 179–180.5 °C. IR ν_{max} (KBr) cm^{-1} 3433, 3285, 3054, 2924, 2853, 2340, 1408, 559. ^1H NMR (300 MHz, DMSO- d_6) δ 9.45–9.26 (br, 2H), 8.80 (s, 1H), 8.36–8.25 (m, 2H), 8.22–8.16 (m, 2H), 7.72–7.57 (m, 8H), 5.19 (br s, 2H), 4.58 (br s, 2H), 4.32 (s, 1H). ^{13}C NMR (75 MHz, DMSO- d_6) δ 133.07, 132.34, 131.24, 131.13, 130.93, 130.23, 129.51, 127.36, 125.90, 124.49, 123.29, 122.88, 83.41, 82.16, 51.07, 42.54. MS (FAB) m/z : 322 [$M - \text{PF}_6$] $^+$. Anal. Calcd for $\text{C}_{24}\text{H}_{20}\text{F}_6\text{NP}$: C, 61.67; H, 4.31; N, 3.00. Found: C, 61.75; H, 4.56; N, 2.86.

***N*-(3,5-Dimethylbenzyl)-*N*-{4-(1-propynyl)benzyl}ammonium Hexafluorophosphate (3d).** Yield: 46%; mp 193–194 °C. IR ν_{max} (KBr) cm^{-1} 3429, 3251, 2918, 2220, 1612, 1414, 559. ^1H NMR (300 MHz, DMSO- d_6) δ 9.19–8.80 (m, 2H), 7.50–7.38 (m, 4H), 7.12–7.03 (m, 3H), 4.15 (br s, 2H), 4.07 (br s, 2H), 2.29 (s, 6H), 2.05 (s, 3H). ^{13}C NMR (75 MHz, DMSO- d_6) δ 137.78, 131.56, 131.33, 130.26, 130.18, 127.50, 125.80, 123.99, 87.67, 79.13, 50.15, 49.82, 20.72, 3.80. MS (FAB) m/z : 264 [$M - \text{PF}_6$] $^+$. Anal. Calcd for $\text{C}_{19}\text{H}_{22}\text{F}_6\text{NP}$: C, 55.75; H, 5.42; N, 3.42. Found: C, 55.55; H, 5.38; N, 3.41.

***N*-(3,5-Dimethylbenzyl)-*N*-{4-(phenylethynyl)benzyl}ammonium Hexafluorophosphate (3e).** Yield: 50%; mp 179–180.5 °C. IR ν_{max} (KBr) cm^{-1} 3251, 2920, 2225, 1611, 1417, 559. ^1H NMR (300 MHz, DMSO- d_6) δ 9.12–8.82 (br, 2H), 7.30–7.13 (m, 9H), 7.10–7.03 (m, 3H), 4.10 (br s, 2H), 4.04 (br s, 2H), 2.28 (s, 6H). ^{13}C NMR (75 MHz, DMSO- d_6) δ 137.86, 132.31, 131.78, 131.56, 131.42, 130.41, 130.35, 129.02, 128.83, 127.59, 122.91, 122.00, 90.22, 88.76, 50.25, 49.87, 20.78. MS (FAB) m/z : 326 [$M - \text{PF}_6$] $^+$. Anal. Calcd for $\text{C}_{24}\text{H}_{24}\text{F}_6\text{NP}$: C, 61.15; H, 5.13; N, 2.97. Found: C, 61.43; H, 5.06; N, 3.04.

***N*-9-Anthryl-*N*-{4-(phenylethynyl)benzyl}ammonium Hexafluorophosphate (3f).** Yield: 52%; mp 179–180.5 °C. IR ν_{max} (KBr) cm^{-1} 3432, 3223, 3056, 2925, 2214, 1414, 559. ^1H NMR (300 MHz, DMSO- d_6) δ 9.59–9.43 (br, 2H), 8.80 (s, 1H), 8.38–8.30 (m, 2H), 8.23–8.15 (m, 2H), 7.76–7.55 (m, 10H), 7.48–7.42 (m, 3H), 5.20 (br s, 2H), 4.59 (br s, 2H). ^{13}C NMR (75 MHz, DMSO- d_6) δ 133.18, 132.38, 132.23, 131.67, 131.59, 131.38, 130.67, 129.93, 129.81, 129.60, 127.79, 126.30, 124.92, 123.87, 123.67, 122.87, 91.10, 89.65, 51.54, 43.01. MS (FAB) m/z : 398 [$M - \text{PF}_6$] $^+$. HRMS (FAB) Calcd for $\text{C}_{30}\text{H}_{24}\text{N}$ [$M - \text{PF}_6$] $^+$: m/z 398.1909. Found: 398.1925.

[2]-(Dibenzo-24-crown-8){ μ -[*N*-(3,5-dimethylbenzyl)-*N*-(4-ethynylbenzyl)ammonium]hexacarbonyldicobalt}rotaxane Hexafluorophosphate (4a). To a suspension of ammonium hexafluorophosphate **3a** (100mg, 0.253mmol) and DB24C8 (227mg, 0.506mmol) in CH_2Cl_2 (2mL) was added dicobalt

octacarbonyl (104mg, 0.304mmol) in CH₂Cl₂ (2.5mL) at 0 °C and stirred for 3 d at the same temperature. To the reaction mixture was added CHCl₃, which was filtered through Celite. The filtrate and the mixture was concentrated, the residue was washed with toluene/hexane (1:1), and chromatographed (AcOEt/toluene) to give the rotaxane. The crude rotaxane was dissolved in a mixture of acetone and water (2:1, 30 mL) ammonium hexafluorophosphate (206mg, 1.27mmol) was added, and the mixture stirred for 1 h at rt. After evaporation of the acetone, the precipitate was collected and washed with water to give rotaxane **4a** (214mg, 75%) as a red solid; Yield: 75%; mp 85–86 °C. IR ν_{\max} (KBr) cm⁻¹ 3455, 2930, 2056, 1124, 1053, 557. ¹H NMR (300 MHz, CDCl₃) δ 7.70–7.46 (br, 2H), 7.46–7.30 (m, 4H), 6.98–6.72 (m, 11H), 6.42 (s, 1H), 4.70–4.57 (m, 2H), 4.49–4.39 (m, 2H), 4.22–4.00 (m, 8H), 3.85–3.66 (m, 8H), 3.54–3.38 (m, 8H), 2.15 (s, 6H). ¹³C NMR (75MHz, CDCl₃) δ 199.17, 147.45, 138.79, 138.37, 131.64, 131.22, 130.71, 130.24, 130.16, 126.65, 121.76, 112.70, 88.57, 88.43, 70.56, 70.10, 68.25, 52.71, 52.20, 21.13. MS (FAB) m/z : 984 [$M - PF_6$]⁺. Anal. Calcd for C₄₈H₅₂Co₂NF₆O₁₄P: C, 51.03; H, 4.64; N, 1.24. Found: C, 50.75; H, 4.68; N, 1.36.

[2]-[(Dibenzo-24-crown-8){ μ -[N-(4-*tert*-butylbenzyl)-N-(4-ethynylbenzyl)ammonium]hexacarbonyldicobalt}]rotaxane Hexafluorophosphate (4b). Yield: 65%; mp 97–99 °C. IR ν_{\max} (KBr) cm⁻¹ 3450, 3070, 2054, 1121, 1056, 558. ¹H NMR (300 MHz, CDCl₃) δ 7.74–7.52 (br, 2H), 7.41–7.34 (m, 2H), 7.33–7.16 (m, 6H), 6.92–6.86 (m, 4H), 6.80–6.73 (m, 4H), 6.40 (s, 1H), 4.71–4.60 (m, 2H), 4.57–4.49 (m, 2H), 4.16–4.02 (m, 8H), 3.83–3.72 (m, 8H), 3.47 (br s, 8H), 1.25 (s, 9H). ¹³C NMR (75 MHz, CDCl₃) 199.19, 152.46, 147.35, 138.62, 131.64, 130.16, 129.94, 128.83, 128.31, 125.57, 121.69, 112.54, 88.43, 72.96, 70.46, 70.06, 68.09, 52.32, 52.07, 34.57, 31.14. MS (FAB) m/z : 1012 [$M - PF_6$]⁺. Anal. Calcd for C₅₀H₅₆Co₂NF₆O₁₄P·H₂O: C, 51.07; H, 4.97; N, 1.19. Found: C, 50.85; H, 5.18; N, 1.32.

[2]-[(Dibenzo-24-crown-8){ μ -[N-9-anthryl-N-(4-ethynylbenzyl)ammonium]hexacarbonyldicobalt}]-rotaxane Hexafluorophosphate (4c). Yield: 53%; mp > 200 °C. IR ν_{\max} (KBr) cm⁻¹ 3440, 2930, 2094, 2056, 2025, 1595, 1503, 1208, 1124, 1104, 1057, 557. ¹H NMR (300 MHz, CDCl₃) δ 8.50–8.40 (m, 2H), 8.12 (s, 1H), 7.86–7.38 (m, 12H), 6.73–6.60 (m, 4H), 6.42 (s, 1H), 6.40–6.25 (m, 4H), 5.59–5.46 (m, 2H), 5.34–5.20 (m, 2H), 3.96–3.53 (m, 20H), 3.47–3.34 (m, 4H). ¹³C NMR (75 MHz, DMSO-*d*₆) δ 199.04, 145.85, 136.51, 132.47, 129.93, 129.83, 129.69, 129.30, 128.70, 127.62, 126.57, 124.49, 122.90, 120.57, 120.35, 111.32, 73.65, 69.88, 69.39, 68.66, 68.24, 67.06, 51.53, 44.33. MS (FAB) m/z : 1056 [$M - PF_6$]⁺. Anal. Calcd for C₅₄H₅₂Co₂NF₆O₁₄P: C, 53.97; H, 4.36; N, 1.17. Found: C, 53.65; H, 4.34; N, 1.22.

[2]-[(Dibenzo-24-crown-8){ μ -[N-(3,5-dimethylbenzyl)-N-{4-(1-propynyl)benzyl]ammonium]hexacarbonyldicobalt}]rotaxane Hexafluorophosphate (4d). Yield: 55%; mp 97–98 °C. IR ν_{\max} (KBr) cm⁻¹ 3436, 2919, 2260, 2052, 2018, 1596, 1506, 1253, 1124, 1108, 1057, 558. ¹H NMR (300 MHz, CDCl₃) δ 7.71–7.46 (br, 2H), 7.46–7.26 (m, 4H), 6.91–6.70 (m, 11H), 4.65–4.53 (m, 2H), 4.50–4.37 (m, 2H),

4.18–4.03 (m, 8H), 3.83–3.70 (m, 8H), 3.50–3.35 (m, 8H), 2.86 (s, 3H), 2.13 (s, 6H). ^{13}C NMR (75 MHz, DMSO- d_6) δ 199.12, 148.06, 146.66, 137.03, 131.05, 129.86, 128.38, 127.68, 126.10, 120.70, 113.76, 111.97, 78.67, 69.86, 69.60, 69.23, 68.68, 68.27, 67.30, 20.37, 20.20. MS (FAB) m/z : $\text{C}_{49}\text{H}_{54}\text{Co}_2\text{NO}_{14}$ 998 [$M - \text{PF}_6$] $^+$. Anal. Calcd for $\text{C}_{43}\text{H}_{54}\text{Co}_2\text{F}_6\text{NO}_{14}\text{P} \cdot 0.5\text{H}_2\text{O}$: C, 50.66; H, 4.86; N, 1.21. Found: C, 50.93; H, 5.12; N, 1.25.

[2]-(Dibenzo-24-crown-8){ μ -[*N*-(3,5-dimethylbenzyl)-*N*-(4-(phenylethynyl)benzyl)ammonium]hexacarbonydicobalt}rotaxane Hexafluorophosphate (4e). Yield: 73%; mp 100–101 °C. IR ν_{max} (KBr) cm^{-1} 3451, 2923, 2091, 2054, 2024, 1505, 1253, 1124, 1107, 1056, 558. ^1H NMR (300 MHz, CDCl_3) δ 7.75–7.18 (m, 11H), 7.00–6.76 (m, 11H), 4.74–4.65 (m, 2H), 4.50–4.40 (m, 2H), 4.19–4.05 (m, 8H), 3.82–3.72 (m, 8H), 3.53–3.42 (m, 8H), 2.15 (s, 6H). ^{13}C NMR (75 MHz, CDCl_3) δ 199.00, 166.02, 147.45, 139.67, 138.44, 137.80, 131.57, 131.22, 130.78, 130.26, 129.10, 129.07, 128.17, 126.72, 126.66, 121.79, 112.78, 112.67, 70.61, 70.16, 68.25, 52.77, 52.22, 21.13. MS (FAB) m/z : 1060 [$M - \text{PF}_6$] $^+$. Anal. Calcd for $\text{C}_{54}\text{H}_{56}\text{Co}_2\text{NF}_6\text{O}_{14}\text{P} \cdot 2.5\text{H}_2\text{O}$: C, 51.85; H, 4.92; N, 1.12. Found: C, 51.87; H, 4.62; N, 1.22.

[2]-[(Dibenzo-24-crown-8){ μ -[*N*-9-anthryl)-*N*-(4-(phenylethynyl)benzyl)ammonium]hexacarbonydicobalt}rotaxane Hexafluorophosphate (4f). Yield: 53%; mp > 200 °C. IR ν_{max} (KBr) cm^{-1} 3448, 2920, 2092, 2054, 2024, 1505, 1123, 1105, 1057, 558. ^1H NMR (300 MHz, CDCl_3) δ 8.47–8.41 (m, 2H), 8.10 (s, 1H), 7.87–7.67 (m, 4H), 7.66–7.33 (m, 13H), 6.68–6.62 (m, 4H), 6.37–6.28 (m, 4H), 5.58–5.48 (m, 2H), 5.35–5.25 (m, 2H), 3.94–3.58 (m, 20H), 3.47–3.36 (m, 4H). ^{13}C NMR (75 MHz, CDCl_3) δ 197.18, 175.50, 146.64, 139.02, 137.89, 136.09, 132.87, 130.86, 130.78, 130.76, 129.50, 129.27, 129.16, 128.22, 128.13, 127.50, 127.46, 125.24, 123.56, 121.48, 120.92, 112.03, 71.10, 70.47, 68.03, 55.36, 52.58. MS (FAB) m/z : 1132 [$M - \text{PF}_6$] $^+$. Anal. Calcd for $\text{C}_{60}\text{H}_{56}\text{Co}_2\text{F}_6\text{NO}_{14}\text{P}$: C, 56.39; H, 4.42; N, 1.10. Found: C, 56.18; H, 4.45; N, 1.13.

[2]-[(Dibenzo-24-crown-8){*N*-(3,5-dimethylbenzyl)-*N*-(4-(2-(triethylsilyl)ethenyl)benzyl)ammonium}]rotaxane Hexafluorophosphate (5a) and [2]-[(Dibenzo-24-crown-8){*N*-(3,5-dimethylbenzyl)-*N*-(4-(1-(triethylsilyl)ethenyl)benzyl)ammonium}]rotaxane Hexafluorophosphate (6a). A solution of the cobalt complex **4a** (100 mg, 88.5 μmol), bis(trimethylsilyl)acetylene (75.4 mg, 0.443 mmol), triethylsilane (103 mg, 0.885 mmol) in dichloroethane (2.5 mL) was heated at 65 °C for 3 h. After concentration of the reaction mixture, the residue was washed with $i\text{-Pr}_2\text{O}$ and then purified through chromatography (SiO_2 ; AcOEt) to yield a crude mixture of the vinylsilanes. The crude product was suspended in a mixture of water and acetone [1:1 (v/v), 15 mL] and then ammonium hexafluorophosphate (72.1 mg, 0.443 mmol) was added. The mixture was stirred at rt for 30 min and then the acetone was evaporated; the solid precipitate was filtered off and washed with water to afford a mixture of the vinylsilanes **5a** and **6a** (45.1 mg, 54%; **5a**:**6a** = 72:28) as a solid. IR ν_{max} (KBr) cm^{-1} 3427, 3145, 2952, 1595, 1455, 1253, 1125, 557. ^1H NMR (500 MHz, DMSO- d_6) δ 7.64–7.48 (br, 2H), 7.48–7.40 (m, 3H),

7.15–7.11 (m, 0.56H), 7.05–6.82 (m, 12.16H), 6.51 (d, $J = 19.2$ Hz, 0.72H), 5.91 (d, $J = 2.5$ Hz, 0.28H), 5.66 (d, $J = 2.5$ Hz, 0.28H), 4.73–4.65 (m, 2H), 4.57–4.49 (m, 2H), 4.19–4.07 (m, 8H), 3.83–3.73 (m, 8H), 3.60–3.47 (m, 8H), 2.11 (s, 4.32H), 2.09 (s, 1.68H), 1.02 (t, $J = 7.9$ Hz, 6.48H), 0.92 (t, $J = 7.9$ Hz, 2.52H), 0.74–0.64 (m, 6H). ^{13}C NMR (75 MHz, CDCl_3) δ 147.38, 147.34, 143.59, 139.12, 138.24, 138.20, 131.28, 131.23, 131.11, 130.56, 129.74, 129.61, 129.41, 129.25, 127.54, 126.81, 126.65, 126.58, 126.37, 121.57, 112.53, 70.58, 70.52, 70.06, 68.13, 68.06, 52.56, 52.18, 21.10, 7.36, 7.22, 3.35, 3.15. MS (FAB) m/z : 814 $[M - \text{PF}_6^-]^+$. Anal. Calcd for $\text{C}_{48}\text{H}_{68}\text{F}_6\text{NO}_8\text{PSi}$: C, 60.05; H, 7.14; N, 1.46. Found: C, 59.84; H, 7.02; N, 1.35.

[2]-[(Dibenzo-24-crown-8){N-(3,5-dimethylbenzyl)-N-(4-{2-(triethylsilyl)-1-propenyl})benzyl}ammonium]]-rotaxane Hexafluorophosphate (5b) and [2]-[(Dibenzo-24-crown-8){N-(3,5-dimethylbenzyl)-N-(4-{1-(triethylsilyl)-1-propenyl})benzyl}ammonium]]rotaxane Hexafluorophosphate (6b). Yield: 68% (**5b:6b** = 97:3). IR ν_{max} (KBr) cm^{-1} 3440, 3146, 2912, 1506, 1253, 1123, 1107, 558. ^1H NMR (500 MHz, CDCl_3) δ 7.67–7.49 (br, 2H), 7.37–7.31 (m, 2H), 7.18–7.12 (m, 2H), 6.95–6.75 (m, 11H), 6.59 (br s, 0.97H), 4.66–4.58 (m, 2H), 4.48–4.40 (m, 2H), 4.18–4.07 (m, 8H), 3.84–3.73 (m, 8H), 3.53–3.42 (m, 8H), 2.14 (s, 5.82H), 2.11 (s, 0.18H), 1.87 (d, $J = 1.5$ Hz, 2.91H), 0.98 (t, $J = 7.9$ Hz, 8.73H), 0.89 (t, $J = 7.9$ Hz, 0.27H), 0.68 (q, $J = 7.9$ Hz, 5.82H), 0.51 (q, $J = 7.9$ Hz, 0.18H). ^{13}C NMR (75 MHz, CDCl_3) δ 147.39, 139.26, 138.96, 138.26, 137.18, 131.31, 130.60, 129.65, 129.18, 129.00, 126.64, 121.63, 112.57, 70.59, 70.08, 68.12, 52.59, 52.26, 21.13, 17.08, 7.45, 2.47. MS (FAB) m/z : 828 $[M - \text{PF}_6]^+$. Anal. Calcd for $\text{C}_{49}\text{H}_{70}\text{F}_6\text{NO}_8\text{PSi}$: C, 60.42; H, 7.24; N, 1.44. Found: C, 60.12; H, 7.13; N, 1.35.

[2]-[(Dibenzo-24-crown-8){N-(3,5-Dimethylbenzyl)-N-(4-{2-triethylsilyl-2-phenylethenyl})benzyl}ammonium]]rotaxane Hexafluorophosphate (5c) and [2]-[(Dibenzo-24-crown-8){N-(3,5-Dimethylbenzyl)-N-(4-{1-triethylsilyl-2-phenylethenyl})benzyl}ammonium]]rotaxane Hexafluorophosphate (6c). Yield: 53% (**5c:6c** = 68:32). IR ν_{max} (KBr) cm^{-1} 3429, 2925, 1505, 1253, 1124, 558. ^1H NMR (300 MHz, CDCl_3) δ 7.67–7.50 (br, 2H), 7.50–7.30 (m, 3H), 7.20–6.68 (m, 17H), 4.70–4.23 (m, 4H), 4.20–3.97 (m, 8H), 3.85–3.21 (m, 8H), 3.55–3.40 (m, 8H), 2.20–2.02 (m, 6H), 1.02–0.89 (m, 6.12H), 0.85–0.73 (m, 2.88H), 0.70–0.58 (m, 4.08H), 0.44–0.30 (m, 1.92H). ^{13}C NMR (75 MHz, CDCl_3) δ 147.44, 147.38, 145.86, 144.33, 142.93, 142.72, 139.63, 138.43, 138.17, 137.90, 137.25, 131.11, 130.88, 130.66, 130.56, 130.19, 129.65, 129.52, 129.41, 129.33, 128.88, 128.47, 127.89, 127.79, 127.23, 127.13, 126.90, 126.73, 126.59, 125.58, 121.73, 121.64, 112.77, 112.68, 70.56, 70.47, 70.01, 69.95, 68.31, 68.20, 52.79, 52.54, 52.18, 52.09, 21.07, 7.26, 7.25, 2.71, 2.61. MS (FAB) m/z : 890 $[M - \text{PF}_6^-]^+$. HRMS (FAB) m/z : Calcd for $\text{C}_{54}\text{H}_{72}\text{NO}_8\text{Si}$ $[M - \text{PF}_6]^+$: 890.5027. Found: 890.5042.

[2]-[(Dibenzo-24-crown-8){(3,5-dimethylbenzyl)(4-{2-(diphenylmethylsilyl)ethenyl})benzyl}ammonium]]rotaxane Hexafluorophosphate (5d) and [2]-[(Dibenzo-24-crown-8){(3,5-dimethylbenzyl)(4-{1-(diphenylmethylsilyl)ethenyl})benzyl}ammonium]]rotaxane Hexafluorophosphate (6d).

Yield: 64% (**5d:6d** = 63:37). IR ν_{\max} (KBr) cm^{-1} 3450, 2922, 1506, 1457, 1253, 1111, 558. ^1H NMR (500 MHz, CDCl_3) δ 7.65–7.27 (m, 14.52H), 7.25–7.20 (m, 0.74H), 7.12–7.07 (m, 0.74H), 6.92–6.70 (m, 12.26H), 6.12 (d, $J = 2.7$ Hz, 0.37H), 5.63 (d, $J = 2.7$ Hz, 0.37H), 4.66–4.61 (m, 1.26H), 4.57–4.52 (m, 0.74H), 4.45–4.33 (m, 2H), 4.17–4.01 (m, 8H), 3.82–3.65 (m, 8H), 3.53–3.27 (m, 8H), 2.14 (s, 3.78H), 2.11 (s, 2.22H), 0.72 (s, 1.89H) 0.66 (s, 1.11H). ^{13}C NMR (75MHz, CDCl_3) δ 147.45, 147.37, 145.84, 144.80, 138.67, 138.28, 138.20, 136.08, 135.39, 135.09, 134.82, 132.95, 131.68, 131.22, 131.18, 130.62, 130.56, 130.06, 129.50, 129.40, 129.35, 127.88, 127.27, 126.72, 126.60, 126.51, 121.77, 121.65, 112.61, 112.58, 70.59, 70.44, 70.06, 69.96, 68.16, 68.09, 52.61, 52.54, 52.14, 21.12, 21.09, –3.23, –3.86. MS (FAB) m/z : 896 [$M - \text{PF}_6^-$] $^+$. Anal. Calcd for $\text{C}_{55}\text{H}_{66}\text{F}_6\text{NO}_8\text{PSi}$: C, 63.39; H, 6.38; N, 1.34. Found: C, 63.23; H, 6.41; N, 1.29.

[2]-[(Dibenzo-24-crown-8){(3,5-dimethylbenzyl)(4-{2-(diphenylmethylsilyl)-1-propenyl})benzyl}ammonium]rotaxane Hexafluorophosphate (5e) and [2]-[(Dibenzo-24-crown-8){(3,5-dimethylbenzyl)(4-{1-(diphenylmethylsilyl)-1-propenyl})benzyl}ammonium]rotaxane Hexafluorophosphate (6e). Yield: 56% (**5e:6e** = 92:8). IR ν_{\max} (KBr) cm^{-1} 3429, 2925, 1506, 1253, 1109, 812, 558. ^1H NMR (500 MHz, CDCl_3) δ 7.63–7.50 (m, 6H), 7.44–7.12 (m, 10H), 6.94–6.73 (m, 11.08H), 6.68–6.63 (m, 0.92H), 4.66–4.59 (m, 1.84H), 4.57–4.50 (m, 0.16H), 4.48–4.40 (m, 1.84H), 4.39–4.32 (m, 0.16H), 4.17–4.03 (m, 8H), 3.84–3.72 (m, 7.36H), 3.71–3.66 (m, 0.64H), 3.54–3.40 (m, 7.36H), 3.40–3.33 (m, 0.32H), 3.30–3.21 (m, 0.32H), 2.14 (m, 5.52H), 2.10 (m, 0.48H), 1.95 (d, $J = 1.5$ Hz, 2.76H), 1.87 (d, $J = 1.5$ Hz, 0.24H), 0.72 (s, 2.76H), 0.55 (s, 0.24H). ^{13}C NMR (75 MHz, CDCl_3) δ 147.34, 140.37, 138.88, 138.27, 137.67, 135.50, 135.11, 131.27, 130.60, 130.10, 129.37, 129.20, 129.03, 127.86, 126.60, 121.61, 112.54, 70.58, 70.07, 68.07, 52.59, 52.21, 21.13, 17.33, –4.53. MS (FAB) m/z : 910 [$M - \text{PF}_6^-$] $^+$. Anal. Calcd for $\text{C}_{56}\text{H}_{68}\text{F}_6\text{NO}_8\text{PSi}\cdot\text{H}_2\text{O}$: C, 62.61; H, 6.57; N, 1.30. Found: C, 62.89; H, 6.49; N, 1.28.

[2]-[(Dibenzo-24-crown-8){N-(3,5-dimethylbenzyl)-N-(4'-(2-diphenylmethylsilyl)-2-phenylethynyl)benzylammonium]rotaxane Hexafluorophosphate (5f) and [2]-[(Dibenzo-24-crown-8){N-(3,5-dimethylbenzyl)-N-(4'-(1-diphenylmethylsilyl)-2-phenylethynyl)benzylammonium]rotaxane Hexafluorophosphate (6f). Yield: 55% (**5f:6f** = 70:30). IR ν_{\max} (KBr) cm^{-1} 3430, 2932, 1506, 1453, 1253, 1109, 558. ^1H NMR (500 MHz, $\text{DMSO}-d_6$) δ 7.68–7.40 (m, 12H), 7.32–7.12 (m, 4H), 7.07–6.70 (m, 17H), 4.72–4.64 (m, 0.60H), 4.59–4.52 (m, 1.40H), 4.50–4.41 (m, 1.40H), 4.40–4.34 (m, 0.60H), 4.21–4.00 (m, 8H), 3.79–3.63 (m, 8H), 3.54–3.25 (m, 8H), 2.10 (s, 4.20H), 2.08 (s, 1.80H), 0.68 (br s, 0.9H), 0.66 (s, 2.1H), 0.68 (s, 0.9H), 0.66 (s, 2.1H). ^{13}C NMR (75 MHz, CDCl_3) δ 147.44, 147.37, 144.46, 141.63, 140.93, 138.22, 136.90, 135.27, 134.91, 131.06, 130.87, 130.67, 130.62, 129.83, 129.72, 129.65, 129.50, 129.46, 129.18, 128.93, 128.63, 128.41, 127.93, 127.84, 127.66, 127.54, 126.83, 126.75, 126.59, 125.93, 121.77, 121.68, 112.86, 112.70, 70.48, 69.96, 68.37, 68.22, 52.62, 52.56, 52.06, 21.10, –4.27. MS (FAB) m/z : 972 [$M - \text{PF}_6^-$] $^+$. Anal. Calcd for $\text{C}_{61}\text{H}_{70}\text{F}_6\text{NO}_8\text{PSi}\cdot 2\text{H}_2\text{O}$: C, 63.47; H, 6.46; N, 1.21. Found:

C, 63.58; H, 6.31; N, 1.20.

ACKNOWLEDGMENT

We thank Professor K. Isa (Fukui University) for performing the spectroscopic measurements.

REFERENCES AND NOTES

1. For recent reviews on rotaxanes, see: a) V. Balzani, A. Credi, F. M. Raymo, and J. F. Stoddart, *Angew. Chem. Int. Ed.*, 2000, **39**, 3348. b) R. Ballardini, V. Balzani, A. Credi, M. T. Gandolfi, and M. Venturi, *Acc. Chem. Res.*, 2001, **34**, 445. c) A. Harada, *Acc. Chem. Res.*, 2001, **34**, 456. d) C. A. Schalley, K. Beizai, and F. Vögtle, *Acc. Chem. Res.*, 2001, **34**, 465. e) J.-P. Collin, C. Dietrich-Buchecker, P. Gavina, M. C. Jimenez-Molero, and J.-P. Sauvage, *Acc. Chem. Res.*, 2001, **34**, 477. f) J.-P. Sauvage and C. Dietrich-Buchecker, *Molecular Catenanes, Rotaxanes and Knots*, Wiley-VCH, Weinheim, 1999. g) J. F. Stoddart, *Acc. Chem. Res.*, 2001, **34**, 410. h) N. Yui and T. Ooya, *Chem. Eur. J.*, 2006, **12**, 6730. i) E. R. Kay, D. A. Leigh, and F. Zerbetto, *Angew. Chem. Int. Ed.*, 2007, **46**, 72.
2. a) S. J. Rowan and J. F. Stoddart, *J. Am. Chem. Soc.*, 2000, **122**, 164. b) S. J. Rowan, S. J. Cantrill, J. F. Stoddart, A. J. P. White, and D. J. Williams, *Org. Lett.*, 2000, **2**, 759. c) S.-H. Chiu, S. J. Rowan, S. J. Cantrill, L. Ridvan, P. R. Ashton, R. L. Garrell, and J. F. Stoddart, *Tetrahedron*, 2002, **58**, 807.
3. J. S. Hannam, S. M. Lacy, D. A. Leigh, C. G. Saiz, A. M. Z. Slawin, and S. G. Stitchell, *Angew. Chem. Int. Ed.*, 2004, **43**, 3260.
4. N. Kihara, S. Motoda, T. Yokozawa, and T. Takata, *Org. Lett.*, 2005, **7**, 1199.
5. We have also developed efficient syntheses of a variety of rotaxanes using ruthenium-catalyzed propargylic substitution. The reactions proceeded via ruthenium–allenylidene complexes as intermediates, formed from the catalyst and the propargylic alcohol; subsequently, various nucleophiles attack the reactive C_δ atom in the intermediate regioselectively. See: Y. Tokunaga, N. Kawai, and Y. Shimomura, *Tetrahedron Lett.*, 2007, **48**, 4995.
6. D. W. Zehnder II and D. B. Smithrud, *Org. Lett.*, 2001, **3**, 2485.
7. a) X. Wang, X. Bao, M. McFarland-Mancini, I. Isaacsohn, A. F. Drew, and D. B. Smithrud, *J. Am. Chem. Soc.*, 2007, **129**, 7284. b) X. Bao, I. Isaacsohn, A. F. Drew, and D. B. Smithrud, *J. Org. Chem.*, 2007, **72**, 3988.
8. H. Greenfield, H.W. Sternberg, R.A. Friedel, J. H. Wotiz, R. Markby, I. Wender, *J. Am. Chem. Soc.*, 1956, **78**, 120.
9. For recent reviews on the Pauson-Khand reaction, see: a) K. M. Brummonda and J. L. Kentb, *Tetrahedron*, 2000, **56**, 3263. b) A. J. Fletcher and S. D. R. Christie, *J. Chem. Soc., Perkin Trans. 1*, 2000, 1657. c) Y. K. Chung, *Coord. Chem. Rev.*, 1999, **188**, 297. d) T. Sugihara, M. Yamaguchi, and

- M. Nishizawa, [Chem. Eur. J., 2001, 7, 1589](#). e) L. V. R. Boñaga and M. E. Krafft, [Tetrahedron, 2004, 60, 9795](#).
10. For reviews on the Nicolas reaction, see: a) K. M. Nicholas, [Acc. Chem. Res., 1987, 20, 207](#). b) B. J. Teobald, [Tetrahedron, 2002, 58, 4133](#).
 11. a) K. Kira, H. Tanda, A. Hamajima, T. Baba, S. Takai, and M. Isobe, [Tetrahedron, 2002, 58, 6485](#). b) S. Hosokawa and M. Isobe, [Tetrahedron Lett., 1998, 39, 2609](#).
 12. a) K. M. Nicholas and R. Pettit, [Tetrahedron Lett., 1971, 12, 3475](#). b) D. Seyferth, M. O. Nestle, and A. T. Wehman, [J. Am. Chem. Soc., 1975, 97, 7417](#).
 13. I. Aprahamian, O. S. Miljanic, W. R. Dichtel, K. Isoda, T. Yasuda, T. Kato, and J. F. Stoddart, [Bull. Chem. Soc. Jpn., 2007, 80, 1856](#).
 14. H. Sasabe, N. Kihara, K. Mizuno, A. Ogawa, and T. Takata, [Tetrahedron Lett., 2005, 46, 3851](#).
 15. H. Sasabe, N. Kihara, K. Mizuno, A. Ogawa, and T. Takata, [Chem. Lett., 2006, 35, 212](#).
 16. Y. Tokunaga, G. Ohta, Y. Yamauchi, T. Goda, N. Kawai, T. Sugihara, and Y. Shimomura, [Chem. Lett., 2006, 35, 766](#).
 17. A. Lembo, P. Tagliatesta, and D. M. Guldi, [J. Phys. Chem. A, 2006, 110, 11424](#).
 18. A. Elangovan, Y.-H. Wang, and T.-I. Ho, [Org. Lett., 2003, 5, 1841](#).
 19. W. Zhang, S. Kraft, and J. S. Moore, [J. Am. Chem. Soc., 2004, 126, 329](#).
 20. $K_{\text{exp}} = [\text{pseudorotaxane}]/[\text{ammonium ion} + \text{ammonium salt}][\text{DB24C8}]$
 21. The ^1H NMR spectra of the crude products of the disubstituted acetylenes revealed the formation of the other products, which we presume were produced from the reaction of **3** with dicobalt octacarbonyl.
 22. S. Tojo and M. Isobe, [Tetrahedron Lett., 2005, 46, 381](#).
 23. a) S. C. Archibald, D. J. Barden, J. F. Y. Bazin, I. Fleming, C. F. Foster, F. Colin, A. K. Mandal, A. K. Mandal, K. Amit, D. Parker, K. Takaki, A. C. Ware, A. R. B. Williams, and A. B. Zwicky, [Org. Biomol. Chem., 2004, 2, 1051](#). b) K. Miura and A. Hosomi, [Synlett, 2003, 143](#). c) T. A. Blumenkopf and L. E. Overman, [Chem. Rev., 1986, 86, 857](#).