

HETEROCYCLES, Vol. 82, No. 2, 2011, pp. 1663 - 1668. © The Japan Institute of Heterocyclic Chemistry
Received, 20th June, 2010, Accepted, 9th September, 2010, Published online, 10th September, 2010
DOI: 10.3987/COM-10-S(E)63

SYNTHESIS OF POLYCYCLIC AROMATICS FROM A DIODOSULTINE BY SUZUKI-MIYaura CROSS-COUPLING AND DIELS-ALDER REACTION†

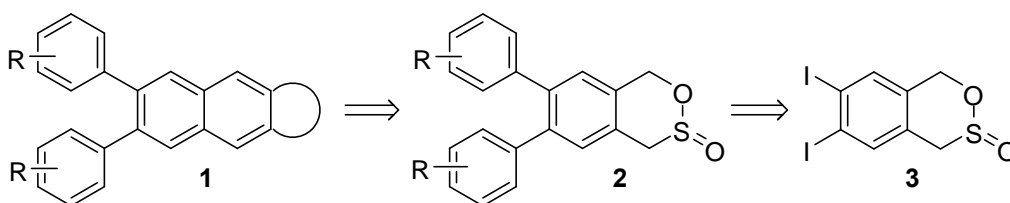
Sambasivarao Kotha* and Milind Meshram

Department of Chemistry, Indian Institute of Technology-Bombay, Mumbai, 400076, India. Fax: (+91)-22-2572-3480; phone: (+91)-22-2576-7160; e-mail: srk@chem.iitb.ac.in

Abstract – A convergent synthesis of polycyclic aromatic compounds by the application of Suzuki-Miyaura cross-coupling and Diels-Alder reaction as key steps is described.

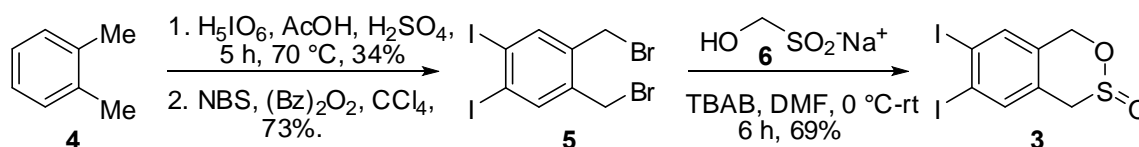
Functionalized polycyclic aromatic systems have found a variety of applications in chemical and pharmaceutical sciences. Linearly fused polycyclic compounds are used as organic semiconductors and luminescence materials. Highly substituted naphthalene derivatives are useful in designing organic electronic materials.¹ To functionalize aromatic systems, the Suzuki-Miyaura (SM) cross-coupling reaction is the one of the efficient method.² Now, we report a new strategy for assembling polycyclic aromatic compounds via the application of the Diels-Alder (DA) reaction of highly functionalized sultine derivatives which are generated via SM cross-coupling. The required sultine building block **3** for DA reaction is prepared by using rongalite as a solfoxylate dianion equivalent.³ The detailed strategy is shown in Figure 1.

Figure 1. Our strategy toward the synthesis of polycyclic compounds



†This paper is dedicated to Prof. Dr. Albert Eschenmoser on the occasion of his 85th birthday.

Toward the synthesis of polycyclics, the known diiodosultine **3**³ was employed (Scheme 1). To this end, compound **3** was prepared from readily available starting material such as *o*-xylene **4**. Thus, treatment of *o*-xylene **4** with periodic acid in presence of acetic acid and concentrated sulfuric acid afforded 1,2-diiodo-4,5-dimethylbenzene as a white solid in 34% yield which was further subjected to radical bromination reaction (side-chain bromination) using NBS in presence of catalytic amount of benzoyl peroxide as a radical initiator to generate 1,2-diiodo-4,5-bis(bromomethyl)benzene **5** as a white solid in 73% yield (Scheme 1).³⁻⁵



Scheme 1. Synthesis of 5,6-diiodo-1,4-dihydro-2,3-benzoxathiin-3-oxide **3**

Having the dibromo compound **5** in our hand, the next goal was to prepare sultine derivative **3**. To this end, dibromide **5** was reacted with rongalite **6** in presence of tetrabutylammonium bromide as phase-transfer catalyst, and the desired diiodosultine **3** was obtained in 69% yield as a white solid. Next, the diiodosultine **3** was subjected to SM cross-coupling with $(\text{Ph}_3\text{P})_4\text{Pd}$ and PEPPSI catalysts. Under the examined conditions, however, no cross-coupling product was obtained. At higher temperature (~ 80 °C) sultine derivatives rearrange to sulfone derivatives, and therefore, it is desirable to perform the coupling reaction at lower temperature to avoid sulfone formation during the coupling sequence. Later, we found that in the presence of a Buchwald ligand **7**⁸⁻⁹ (Figure 2) in combination with palladium catalyst **9** was suitable for the cross-coupling reaction. Treatment of the sultine derivative **3** with phenylboronic acid **8a** under the conditions gave the cross-coupling product **2a** in 26% yield. Along similar lines, 3-(trifluoro-methyl)phenylboronic acid **8b** furnished the cross-coupling product **2b** in 31% yield (Scheme 2).⁵⁻⁷

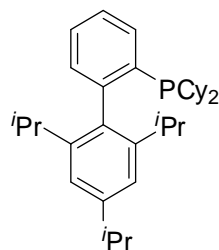
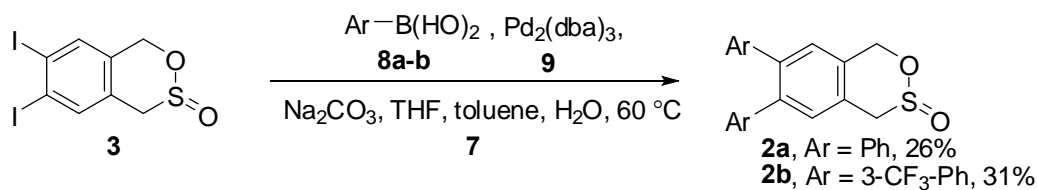
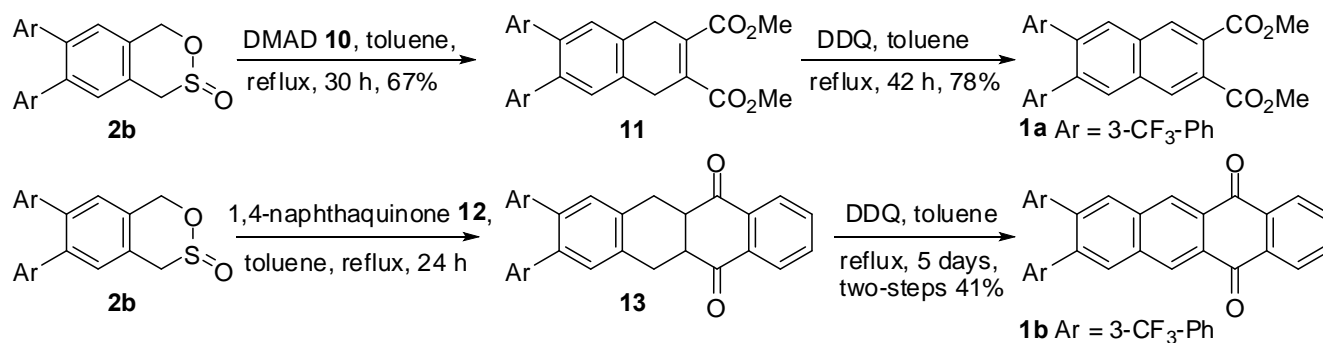


Figure 2. Electron-rich Buchwald ligand **7**



Scheme 2. Synthesis of SM cross-coupling products **2a-b**

The next task was the realization of the DA reaction with the sultine derivatives **2**. In this regard, we previously found that the DA reaction starting with various sulfone derivatives⁵ and dimethyl acetylenedicarboxylate (DMAD) **10** under different conditions (toluene reflux and *o*-dichlorobenzene reflux) failed to deliver the desired cycloadducts. Due to this reason we chose the sultine building block **2** which is expected to undergo DA reaction at lower temperature. Toward this goal, the coupling product **2b** was reacted with DMAD **10** under toluene reflux conditions to give the cycloadduct **11** as a white solid in 67% yield. Similarly, the sultine **2b** was treated with another dienophile, 1,4-naphthaquinone **12** under the same reaction conditions to give the corresponding cycloadduct **13**. Later, the DA products **11** and **13** were directly subjected to aromatization sequence using DDQ. Thus, treatment of DA adducts **11** and **13** with DDQ in refluxing toluene afforded the corresponding aromatized compounds **1a-b** in 78% and 41% respectively (Scheme 3).



Scheme 3. Synthesis of functionalized polycyclic aromatics **1a-b**

We have demonstrated a convergent route for the synthesis of polycyclic compounds via SM cross-coupling and DA reaction as key steps. Here, rongalite is used to prepare the required sultine derivative.

EXPERIMENTAL PROCEDURE

Preparation of the cross-coupling product (2a)

To a solution of diiodosultine **3** (50 mg, 0.12 mmol) in THF (2 mL) and toluene (2 mL) were added phenylboronic acid **8a** (75 mg, 0.6 mmol), phosphine-ligand **7** (6 mg, 0.01 mmol) under N₂ and then a solution of sodium carbonate (64 mg, 0.6 mmol) in H₂O (2 mL) was added. The resultant mixture was degassed for 15 min, and later tris(dibenzylideneacetone)dipalladium(0) **9** (2 mg, 0.001 mmol) was added. Then, the reaction mixture was heated at 60 °C for 15 h. At the completion of the reaction (TLC monitoring), the reaction mixture was quenched with H₂O (5 mL) and then extracted with EtOAc (3 × 10 mL), the organic layer was washed with aqueous sodium hydrogencarbonate solution (10 mL), dried over anhydrous Na₂SO₄, filtered and evaporated to dryness under reduced pressure. The crude product obtained was purified by column chromatography. Elution of the column with 6% EtOAc/petroleum ether mixture gave **2a** as a white solid (10 mg, 26%). mp 168-170 °C. IR (thin film): 3057, 3024, 2924, 1479, 1107, 1023, 763, 700 cm⁻¹. ¹H NMR (400 MHz, CDCl₃): δ 7.29 (s, 1H, ArH), 7.27 (s, 1H, ArH), 7.20-7.22 (m, 6H, ArH), 7.09-7.12 (m, 4H, ArH), 5.41 (d, *J* = 13.5 Hz, 1H), 5.07 (d, *J* = 13.6 Hz, 1H), 4.46 (d, *J* = 15.5 Hz, 1H), 3.68 (d, *J* = 15.5 Hz, 1H). ¹³C NMR (100 MHz, CDCl₃): δ 141.2, 140.5, 132.4, 132.1, 129.9, 129.8, 128.2, 127.8, 127.0, 124.9, 62.6, 56.3. HRMS (TOF MS ES⁺): *m/z*: (M+H) calcd. for C₂₀H₁₇O₂S: 321.0942; found: 321.0949.

Preparation of the cross-coupling product (2b)

To a solution of diiodosultine **3** (100 mg, 0.24 mmol) in THF (3 mL), toluene (3 mL) were added 3-(trifluoromethyl)phenylboronic acid **8b** (213 mg, 1.14 mmol), phosphine-ligand **7** (10 mg, 0.02 mmol) under N₂ and then a solution of sodium carbonate (127 mg, 1.1 mmol) in H₂O (1.5 mL) was added. The resultant reaction mixture was degassed for 15 min, and later tris(dibenzylideneacetone)dipalladium(0) **9** (4 mg, 0.003 mmol) was added. Then, the reaction mixture was heated at 60 °C for 15 h. At the completion of the reaction (TLC monitoring), the reaction mixture was quenched with H₂O (10 mL) and then extracted with EtOAc (3 × 10 mL), washed with aqueous sodium hydrogencarbonate solution (15 mL), dried over anhydrous Na₂SO₄, filtered and evaporated under reduced pressure. The crude product obtained was purified by column chromatography. Elution of the column with 6% EtOAc/petroleum ether mixture gave **2b** (33 mg, 31%) as a white solid. mp 120-122 °C. IR (thin film): 3004, 2924, 1537, 1454, 1275, 1260, 1021, 764, 749 cm⁻¹. ¹H NMR (400 MHz, CDCl₃): δ 7.51 (s, 1H, ArH), 7.49 (s, 1H, ArH), 7.35-7.31 (m, 6H, ArH), 7.25-7.22 (m, 2H, ArH), 5.43 (d, *J* = 14.0 Hz, 1H), 5.10 (d, *J* = 14.0 Hz, 1H), 4.45 (d, *J* = 15.5 Hz, 1H), 3.73 (d, *J* = 15.2 Hz, 1H). ¹³C NMR (100 MHz, CDCl₃): δ 140.6, 139.6, 139.1, 133.3, 133.1, 132.1, 131.0, 130.7, 128.9, 127.7, 126.6, 126.0, 124.1, 62.3, 55.8. HRMS (TOF MS ES⁺): *m/z*: (M+H) calcd. for C₂₂H₁₅O₂F₆S: 457.0697; found: 457.0693.

Preparation of the DA adduct (11)

To a solution of the coupling product **2b** (42 mg, 0.093 mmol) in dry toluene (10 mL) was added DMAD **10** (0.04 mL, 0.32 mmol) was added. Then, the reaction mixture was refluxed for 30 h under N₂. At the completion of the reaction (TLC monitoring), the solvent was removed at reduced pressure to deliver the crude product which was purified by silica-gel column chromatography. Elution of the column with 10% EtOAc/petroleum ether mixture gave the desired cycloaddition product (33 mg, 67%) as a white solid. ¹H NMR (400 MHz, CDCl₃): δ 8.33 (s, 1H, ArH), 8.01 (s, 1H, ArH), 7.55-7.46 (m, 2H, ArH), 7.34-7.29 (m, 6H, ArH), 3.85 (s, 6H, 2-OMe), 3.82 (s, 4H, 2-CH₂). ¹³C NMR (100 MHz, CDCl₃): δ 168.1 [C=O], 141.2, 138.0, 133.3, 133.1, 132.1, 130.5, 130.1, 129.6, 128.7, 126.7, 123.8, 52.7, 31.3. The DA adduct was directly subjected to aromatization reaction without further purification.

To a solution of DA adduct **11** (30 mg, 0.057 mmol) in toluene (10 mL) was added DDQ (26 mg, 0.1 mmol) in small portions, and then refluxed for 42 h. At the completion of the reaction (TLC monitoring), the reaction mixture was quenched with water, and extracted with EtOAc (3 × 10 mL). The organic layer was washed with aqueous 2% KOH solution, water, brine and dried over anhydrous Na₂SO₄, filtered. Evaporation of the solvent at reduced pressure gave the crude product which was purified by silica-gel column chromatography. Elution with 10% EtOAc/petroleum ether mixture gave the desired product **1a** (24 mg, 78%) as a white solid. mp 148-150 °C. IR (thin film): 3054, 2986, 1712, 1605, 1421, 1265, 896, 740 cm⁻¹. ¹H NMR (400 MHz, CDCl₃): δ 8.33 (s, 2H, ArH), 8.01 (s, 2H, ArH), 7.55-7.53 (m, 2H, ArH), 7.42-7.34 (m, 6H, ArH), 3.98 (s, 6H, 2-OMe). ¹³C NMR (100 MHz, CDCl₃): δ 168.0 [C=O], 140.7, 140.2, 133.2, 133.0, 131.0, 130.7, 130.4, 130.1, 129.6, 128.9, 126.8, 124.3, 53.0. HRMS (TOF MS ES⁺): m/z: (M+H) calcd. for C₂₈H₁₉O₄F₆: 533.1176; found: 533.1188.

Aromatization of the DA adduct (**13**)

To a solution of coupling product **2b** (30 mg, 0.093 mmol) in dry toluene (10 mL) was added 1,4-naphthaquinone **12** (14.7 mg, 0.093 mmol). Then, the reaction mixture was refluxed for 24 h under N₂. At the completion of the reaction (TLC monitoring), the solvent was removed at reduced pressure to deliver the crude cycloaddition product **13** as a yellow solid which was subjected to DDQ oxidation without further purification.

To a solution of the DA adduct **13** (56 mg, 0.057 mmol) in dry toluene (10 mL) was added DDQ (26 mg, 0.1 mmol) in portionwise, and then the reaction mixture was refluxed for 5 days. At the completion of the reaction (TLC monitoring), the reaction mixture was quenched with water, and extracted with EtOAc (3 × 10 mL). The organic layer was washed with aqueous 2% KOH solution, water, brine and dried over anhydrous Na₂SO₄, filtered. Evaporation of the solvent at reduced pressure gave the crude product which was purified by silica-gel column chromatography. Elution with 10% EtOAc/petroleum ether mixture gave the desired product **1b** (41% two-steps) as a yellow solid. mp >260 °C. IR (thin film):

3031, 1668, 1589, 1577, 715, 701 cm^{-1} . ^1H NMR (400 MHz, CDCl_3): δ 8.95 (s, 2H, ArH), 8.44-8.41 (m, 2H, ArH), 8.20 (s, 2H, ArH), 7.87-7.85 (m, 2H, ArH), 7.58-7.56 (m, 2H, ArH), 7.44 (s, 2H, ArH), 7.42-7.34 (m, 4H, ArH). ^{13}C NMR (100 MHz, CDCl_3): δ 182.9 [C=O], 141.1, 140.6, 134.7, 134.6, 134.5, 133.1, 131.8, 130.8, 129.6, 129.0, 127.7, 126.8, 124.5, HRMS (TOF MS ES^+): m/z: (M+H) calcd. for $\text{C}_{32}\text{H}_{17}\text{O}_2\text{F}_6$: 547.1111; found: 547.1133.

ACKNOWLEDGEMENTS

We thank CSIR (New Delhi) for generous financial support of our research activities. We also thank to SAIF Mumbai for recording the spectral data. Milind Meshram thank CSIR (New Delhi) for the award of a research fellowship. SK thank DST for the award of JC Bose fellowship.

REFERENCES

1. G. W. Kabalka, Y. Ju, and Z. Wu, *J. Org. Chem.*, 2003, **68**, 7915; S. Kawasaki, T. Satoh, M. Miura, and M. Nomura, *J. Org. Chem.*, 2003, **68**, 6836; K. Sakabe, H. Tsurugi, K. Hirano, T. Satoh, and M. Miura, *Chem. Eur. J.*, 2010, **16**, 445.
2. N. Miyaura, T. Yanagi, and A. Suzuki, *Synth. Commun.*, 1981, **11**, 513; N. Miyaura and A. Suzuki, *Chem. Rev.*, 1995, **95**, 2457; A. Suzuki, *J. Organomet. Chem.*, 1999, **576**, 147; S. Kotha, K. Lahiri, and D. Kashinath, *Tetrahedron*, 2002, **58**, 9633; S. Kotha and K. Lahiri, *Eur. J. Org. Chem.*, 2007, 1221.
3. C. W. Cunningham, K. Hom, C. Acharya, A. Wilks, A. D. MacKerell Jr., and A. Coop, *Helv. Chim. Acta*, 2010, **93**, 220; S. Kotha and P. Khedkar, *J. Org. Chem.*, 2009, **74**, 5667; S. Kotha and A. S. Chavan, *J. Org. Chem.*, 2010, **75**, 4319; A.-T. Wu, W.-D. Liu, and W.-S. Chung, *J. Chin. Chem. Soc.*, 2002 **49**, 77; B. M. Illescas, N. Martin, C. Seoane, E. Orti, P. M. Viruela, R. Viruela, and A. de la Hoz, *J. Org. Chem.*, 1997, **62**, 7585; M. D. Hoey and D. C. Dittmer, *J. Org. Chem.*, 1991, **56**, 1947; S. Kotha, G. Thota, and A. K. Ghosh, *Bioorg. Med. Chem. Lett.*, 2000, **10**, 1755; H. Sasabe, N. Kihara, Y. Furusho, K. Mizuno, A. Ogawa, and T. Takata, *Org. Lett.*, 2004, **6**, 3957.
4. S. Kotha and A. K. Ghosh, *Synthesis*, 2004, 558.
5. S. Kotha and A. K. Ghosh, *Indian J. Chem.*, 2006, **45B**, 227.
6. S. Kotha, S. Halder, and K. Lahiri, *Synthesis*, 2002, 339.
7. C.-M. Chen and Y.-C. Lin, *Tetrahedron Lett.*, 2009, **50**, 1151.
8. K. L. Billingsley, T. E. Barder, and S. L. Buchwald, *Angew. Chem. Int. Ed.*, 2007, **46**, 5359.
9. K. L. Billingsley and S. L. Buchwald, *Angew. Chem. Int. Ed.*, 2008, **47**, 4695.