

HETEROCYCLES, Vol. 81, No. 7, 2010, pp. 1603 - 1629. © The Japan Institute of Heterocyclic Chemistry
Received, 6th April, 2010, Accepted, 6th May, 2010, Published online, 7th May, 2010
DOI: 10.3987/REV-10-672

SYNTHESIS OF NITROGEN- AND OXYGEN-BRIDGED SEVEN- TO TEN-MEMBERED CARBOCYCLES USING METATHESIS REACTIONS

Ken-ichi Takao* and Kin-ichi Tadano*

Department of Applied Chemistry, Keio University, Hiyoshi, Kohoku-ku,
Yokohama 223-8522, Japan

takao@applc.keio.ac.jp; tadano@applc.keio.ac.jp

Abstract – This review describes the synthesis of nitrogen- and oxygen-bridged seven- to ten-membered carbocycles using metathesis reactions and their applications to natural products synthesis achieved in the past decade.

Contents

1. Introduction
2. Synthesis of nitrogen-bridged seven- to ten-membered cycloalkenes
 - 2.1. Synthesis of azabicyclo[n.3.1]alkenes
 - 2.2. Total synthesis of (–)-adaline
 - 2.3. Synthesis of calystegine analogues
 - 2.4. Total synthesis of (+)-anatoxin-a
 - 2.5. Formal synthesis of (+)-anatoxin-a
 - 2.6. Total synthesis of (+)-ferruginine
3. Synthesis of oxygen-bridged seven- to ten-membered cycloalkenes
 - 3.1. Synthesis of oxabicyclo[4.2.1]nonenes
 - 3.2. Synthesis of oxabicyclo[n.2.1]alkenes
 - 3.3. Synthesis of calystegine analogue
4. Synthesis of oxygen-bridged cyclooctadiene derivatives
 - 4.1. Total synthesis of (±)-mycoepoxydiene
 - 4.2. Total synthesis of natural (+)-mycoepoxydiene
 - 4.3. Total syntheses of (–)-1893A and (+)-1893B
5. Conclusions
6. References

1. INTRODUCTION

Metathesis is established as a remarkably valuable synthetic tool in current organic chemistry.¹ The innovative development of the metathesis strategy has depended on refinements of the catalysts. Representative examples of commonly used metathesis catalysts are illustrated in Figure 1. The Schrock group produced the first efficient metal-catalyst for metathesis, i.e. molybdenum carbene complex (**1**), in 1990.² After that Grubbs and co-workers developed an even more easy-to-use catalyst, the air- and moisture-tolerant ruthenium-based complex (**2**), which is known as the first-generation Grubbs catalyst.³ In 1999, the novel *N*-heterocyclic carbene-derived catalyst (**3**), the second-generation Grubbs catalyst, was found to be more active in olefin metathesis.⁴ In addition, the isopropoxystyrene-derived catalyst (**4**), a structurally resembling catalyst to **3**, was developed by Hoveyda and co-workers.⁵ These catalysts (**1–4**), all commercially available at present, have been verified as efficient mediators for constructing a variety of cyclic olefins.

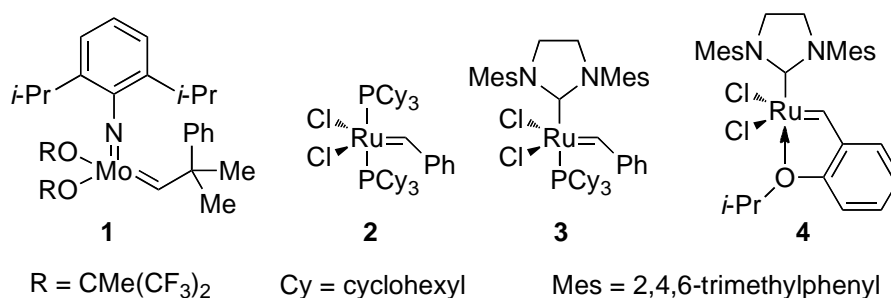
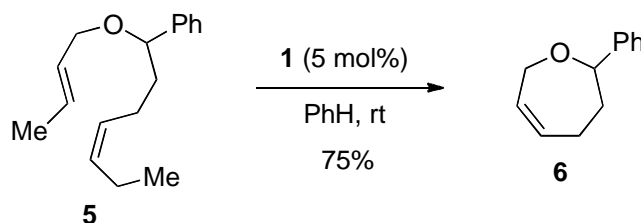


Figure 1. Representatives of commonly used metathesis catalysts

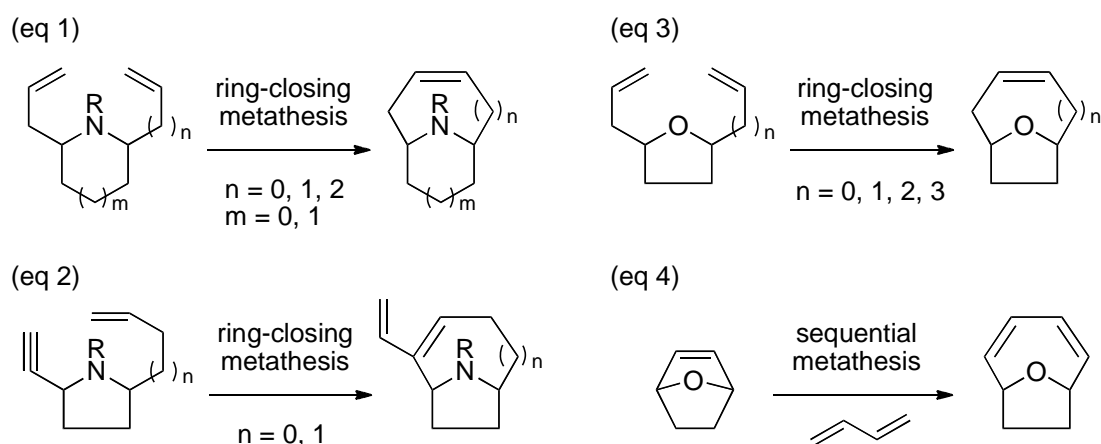
Organic compounds containing a medium-sized heterocycle are frequently found in nature and many of them exhibit interesting biological activities. The medium-sized rings are generally difficult to be constructed by traditional cyclization methodologies because of enthalpic and entropic factors.⁶ Therefore the direct construction of medium-sized rings is still a challenge subject in current organic synthesis. In 1992, Grubbs and Fu realized a breakthrough in the field of heterocycles synthesis featuring an olefin metathesis reaction; the ring-closing metathesis (RCM) reaction was applied to the formation of five- to seven-membered cyclic ethers using the Schrock catalyst (**1**).⁷ For example, the RCM reaction of diene (**5**) provided a seven-membered oxygen-containing heterocycle (**6**) in good yield (Scheme 1).



Scheme 1. The first example of heterocycles synthesis using olefin metathesis

Since this landmark achievement, synthetic efforts directed toward the medium-sized heterocyclic compounds using metathesis reactions have been widely investigated.⁸ We have also been interested in

developing a variety of metathesis approaches for the formation of medium-sized bridged bicyclic heterocycles, and their applications to natural product synthesis. This review summarizes (1) the synthesis of nitrogen-bridged seven- to ten-membered carbocycles using RCM of dienes and enynes (eqs 1 and 2 in Scheme 2), (2) the synthesis of oxygen-bridged seven- to ten-membered carbocycles using RCM of dienes (eq 3), and (3) the direct construction of oxygen-bridged cyclooctadiene using sequential metathesis, i.e., ring-opening/cross metathesis (ROCM) followed by RCM (eq 4). Most reports cited in this review are focused on the metathesis-based approaches aimed at natural products synthesis.



Scheme 2. Formation of seven- to ten-membered bridged heterocycles by metathesis

2. SYNTHESIS OF NITROGEN-BRIDGED SEVEN- TO TEN-MEMBERED CYCLOALKENES

2.1. Synthesis of Azabicyclo[n.3.1]alkenes

Nitrogen-bridged carbocycles such as the general structures **7–10** represent a unique class of alkaloids displaying intriguing biological profiles (Figure 2).⁹ The Martin group has developed a concise approach to the synthesis of azabicyclo[n.3.1]alkenes ($n = 3, 4, 5$) using the RCM reaction of *cis*-2,6-dialkenyl *N*-alkoxycarbonyl piperidine derivatives.¹⁰ This is the first example that employed RCM to prepare azabicyclo[n.3.1]alkanes with a nitrogen atom in the one-atom bridge.

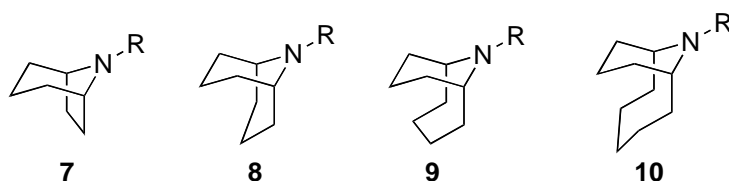
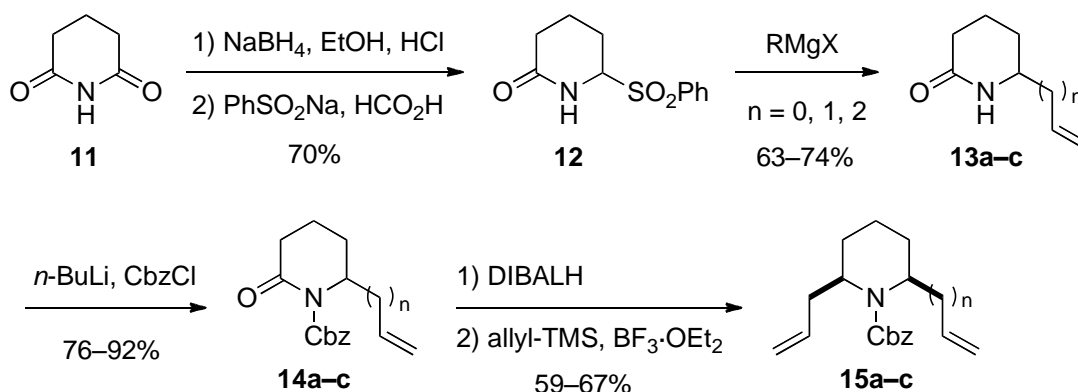


Figure 2. Examples of nitrogen-bridged carbocycles (**7–10**)

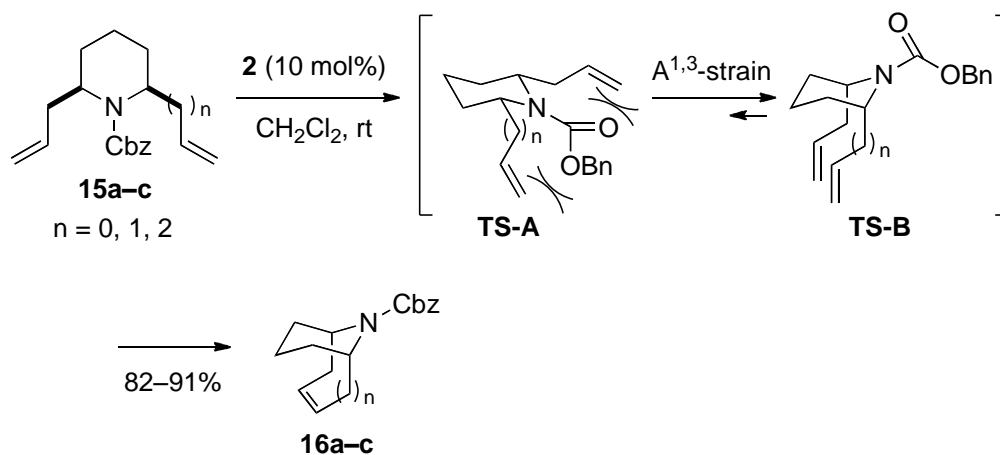
The requisite *cis*-2,6-dialkenylpiperidines were prepared starting from glutarimide (**11**) (Scheme 3). Hydride reduction of **11** in the presence of acid, followed by treatment of the resultant δ -ethoxy δ -lactam with sodium benzenesulfinate, gave δ -sulfonyl δ -lactam (**12**), which was reacted with alkenyl Grignard reagents to provide lactams (**13a–c**, $n = 0, 1, 2$). Treatment of **13a–c** with benzyl chloroformate (CbzCl) provided imides (**14a–c**). Hydride reduction of the lactam carbonyl group in **14a–c**, followed by allylation

of the resultant hemiaminals with allyltrimethylsilane in the presence of $\text{BF}_3 \cdot \text{OEt}_2$, furnished *cis*-2-allyl-6-alkenylpiperidines (**15a–c**) with high stereoselectivities (*cis/trans* = 16–20:1).



Scheme 3. Synthesis of substrates (**15a–c**) for ring-closing metathesis

The dialkenyl piperidines (**15a–c**) underwent efficient RCM at room temperature in the presence of the first generation Grubbs catalyst (**2**) in dichloromethane to give the corresponding nitrogen-bridged cycloalkenes (**16a–c**) in 82–91% yield (Scheme 4). The *N*-Cbz group played an important role in these reactions. The *cis*-2,6-disubstituted *N*-Cbz piperidines are expected to exist in the chair conformer **TS-B** preferentially, wherein the substituents at the 2- and 6-positions are in axial orientations in order to avoid $A^{1,3}$ -strain with the *N*-Cbz group that is present in the alternate chair conformer **TS-A**.¹¹ The two alkenyl groups in **TS-B** are thus properly disposed to undergo facile RCM to give the bicyclic alkenes (**16a–c**).



Scheme 4. Ring-closing metathesis of **15a–c**

Bubnov and co-workers have also reported the analogous approach to nitrogen-bridged cycloalkenes from pyridine and pyrrole featuring the RCM reaction.¹²

2.2. Total Synthesis of (–)-Adaline

(–)-Adaline (**17**) is the major defensive alkaloid isolated from the European ladybug and possesses a nitrogen-bridged cyclooctanone skeleton (Figure 3).¹³ Kibayashi and co-workers have achieved the total synthesis of **17** via the RCM reaction of *cis*-2,6-dialkenylpiperidine.¹⁴

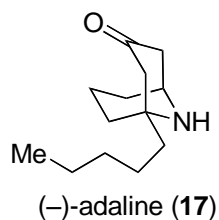
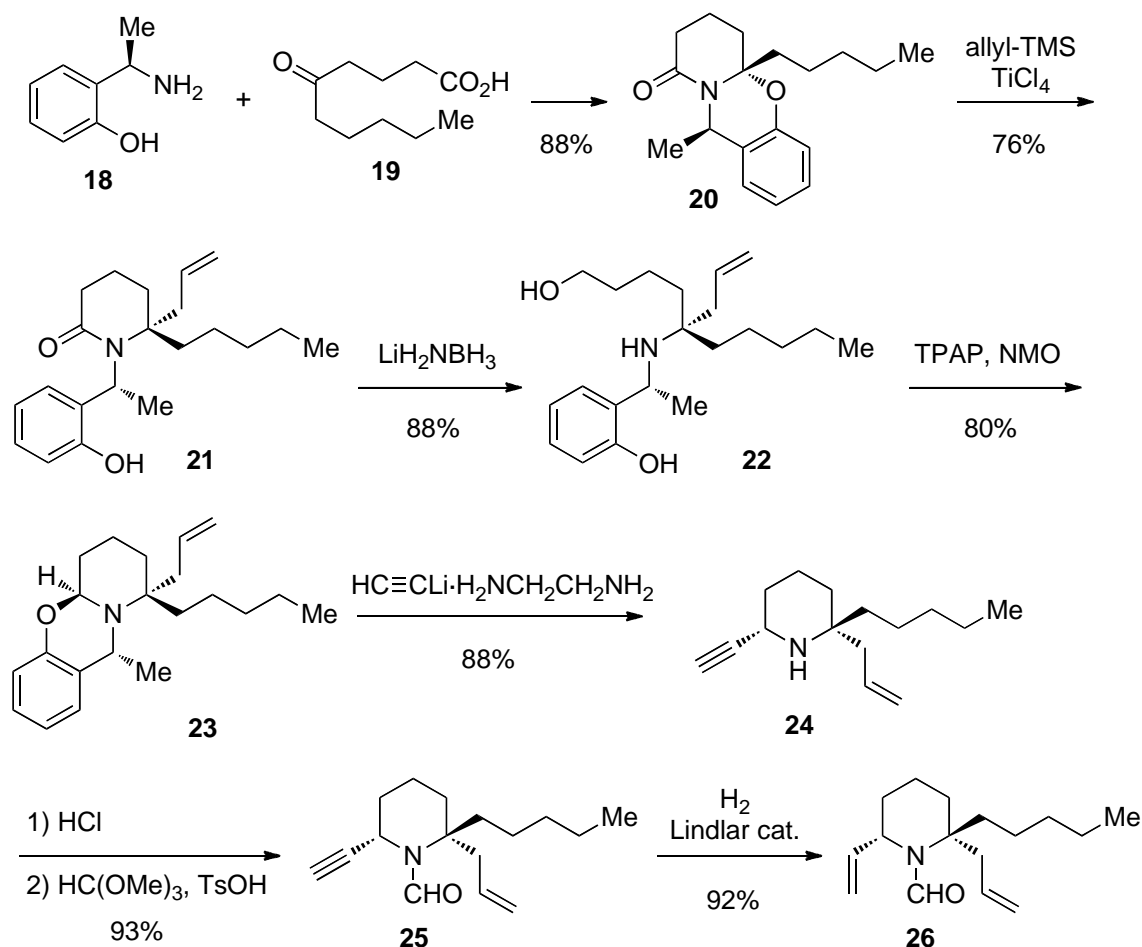


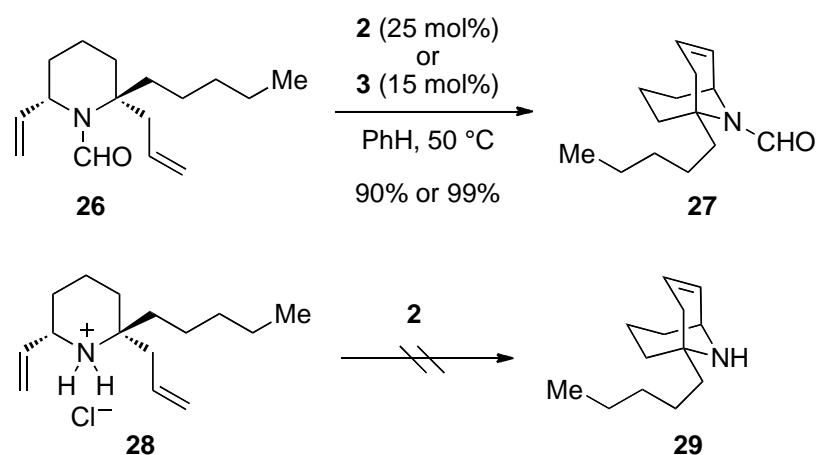
Figure 3. Structure of (-)-adalinone (17)

Condensation of the enantiomeric amine (**18**), as a chiral auxiliary, with δ -keto acid (**19**) gave tricyclic lactam (**20**), which was treated with allyltrimethylsilane in the presence of TiCl_4 (Scheme 5). The diastereoselective addition of an allyl group to the in situ generated *N*-acyliminium ion provided 6,6-disubstituted 2-piperidone (**21**).¹⁵ Reductive lactam-ring opening of **21**, followed by Ley oxidation of the resultant amino alcohol (**22**), afforded tricyclic *N,O*-acetal (**23**). Upon treatment of **23** with lithium acetylide, an $\text{S}_{\text{N}}2$ -like alkynylation proceeded with concomitant removal of the chiral auxiliary, leading to trisubstituted piperidine (**24**) as a single diastereomer. The hydrochloride salt of **24** was reacted with trimethylorthoformate to give the *N*-formyl derivative (**25**), which was converted into *cis*-2,6-dialkenylpiperidine (**26**) by hemihydrogenation using Lindlar catalyst.



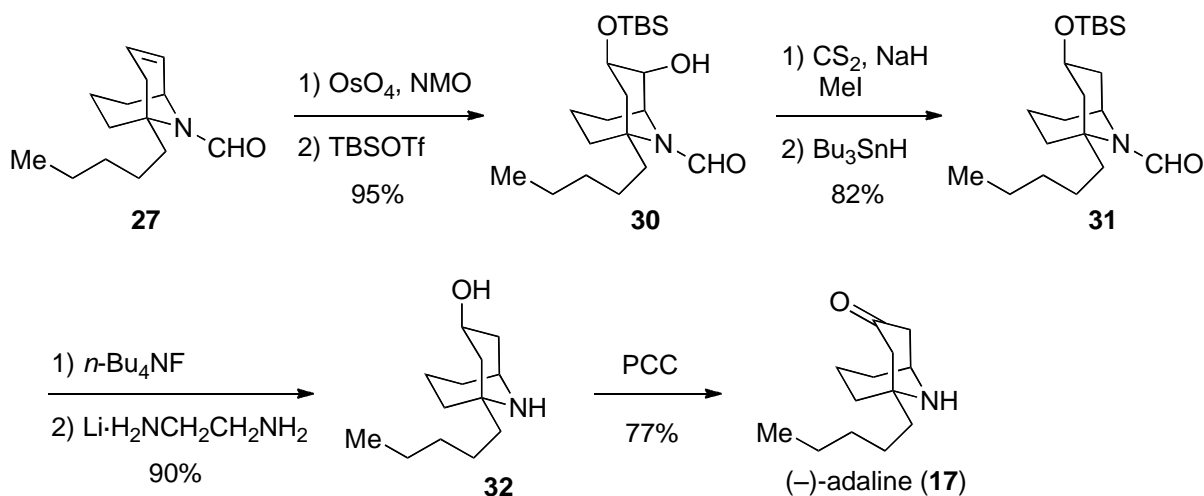
Scheme 5. Synthesis of substrate (**26**) for ring-closing metathesis

The RCM reaction applied to **26** smoothly proceeded with **2** in benzene at 50 °C to give nitrogen-bridged cyclooctene (**27**) in 90% yield (Scheme 6). When the second-generation Grubbs catalyst (**3**) was employed, the reaction proceeded more efficiently to afford **27** in almost quantitative yield. On the other hand, the attempted RCM reaction of the hydrochloride salt (**28**),¹⁶ prepared from **24** by Lindlar reduction, failed to construct the bicyclic piperidine (**29**), otherwise resulting in recovery of the starting material. This failure is most probably due to diequatorial arrangement of the 2,6-dialkenyl substituents in the chair conformer of **28**.



Scheme 6. Ring-closing metathesis of **26**

Dihydroxylation of **27** with osmium tetroxide, followed by regioselective protection of the resultant diol, provided mono-*O-t*-butyldimethylsilyl (TBS) ether (**30**) (Scheme 7). Transformation of **30** to **31** was performed by the Barton–McCombie radical deoxygenation procedure. Removal of the TBS and formyl protecting groups in **31** furnished amino alcohol (**32**), which was finally converted into (–)-adaline (**17**) by pyridinium chlorochromate (PCC) oxidation.



Scheme 7. Total synthesis of (–)-adaline (**17**)

2.3. Synthesis of Calystegine Analogues

Calystegines (for example, **33**–**35**) are nortropane alkaloids with three to five hydroxy groups in various positions of 8-azabicyclo[3.2.1]octane skeleton, and show inhibitory activities against several glycosidase enzymes (Figure 4).¹⁷ Among a number of calystegines isolated to date, calystegine B₂ (**34**) is the most abundant in nature. Kaliappan and co-workers have synthesized several unnatural calystegine analogues as potential glycosidases inhibitors, relying on the RCM reaction for constructing the nitrogen-bridged cycloheptene structure.¹⁸

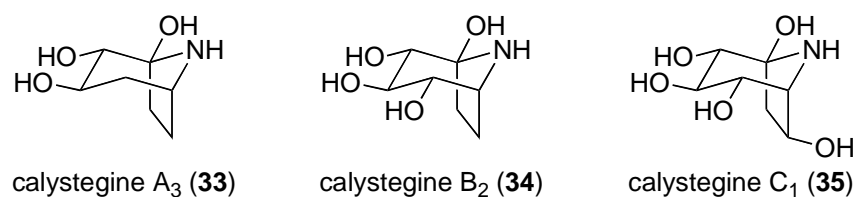
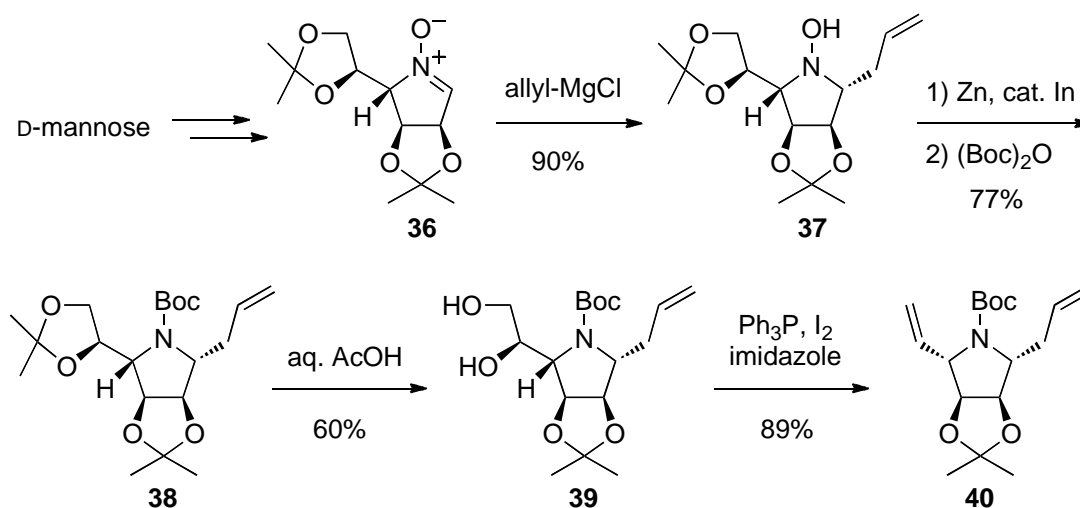


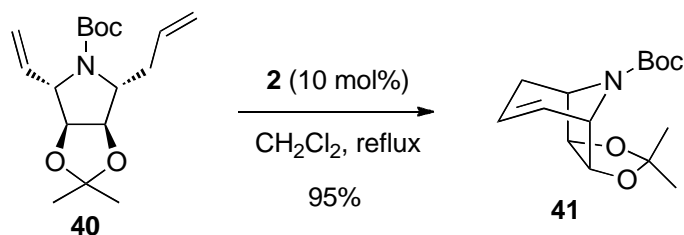
Figure 4. Examples of naturally occurring calystegines

Addition of allylmagnesium chloride to D-mannose-derived nitron (**36**) occurred stereoselectively from the convex face of the bicyclic structure, affording α -allylated *N*-OH pyrrolidine derivative (**37**) (Scheme 8). The N–O bond in **37** was cleaved with powdered zinc in the presence of a catalytic amount of indium. The resulting amine was protected as *N*-*t*-butoxycarbonyl (Boc) to provide carbamate (**38**). The *O*-isopropylidene group in the side chain of **38** was hydrolyzed selectively to give vicinal diol (**39**), which was converted into diene (**40**) by the reductive reaction with triphenylphosphine, iodine, and imidazole.



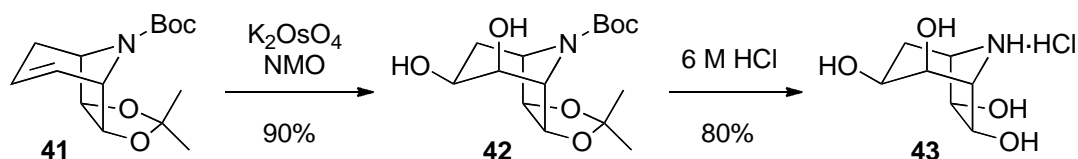
Scheme 8. Synthesis of substrate (**40**) for ring-closing metathesis

The *cis*-2-allyl-5-vinylpyrrolidine (**40**) was subjected to the RCM reaction with **2** in refluxing dichloromethane (Scheme 9). The expected nitrogen-bridged cycloheptene derivative (**41**) was obtained in an excellent yield of 95%.



Scheme 9. Ring-closing metathesis of **40**

The RCM product (**41**) was further utilized as an advance precursor for the syntheses of several analogues of calystegine. Dihydroxylation of **41** provided *exo*-diol (**42**) as a sole diastereomer (Scheme 10). Simultaneous cleavage of the acetonide and the *N*-Boc group was achieved with 6 M HCl to afford tetrahydroxylated azabicyclic compound (**43**) as the hydrochloride salt. In comparison to the naturally occurring calystegines, the resulting **43** could be categorized as an analogue of calystegine B (a nortropine alkaloid with four hydroxy groups). By using the similar synthetic route, other calystegine analogues having two to five hydroxy groups were also synthesized. Some of the synthetic analogues exhibited glycosidase inhibitory activity.



Scheme 10. Synthesis of calystegine analogue (**43**)

2.4. Total Synthesis of (+)-Anatoxin-a

The Martin group completed the total synthesis of (+)-anatoxin-a (**44**),¹⁹ isolated from the toxic blooms of the blue-green freshwater alga (Figure 5).²⁰ In their total synthesis, enyne ring-closing metathesis was applied to construct the nitrogen-bridged cyclooctene structure.

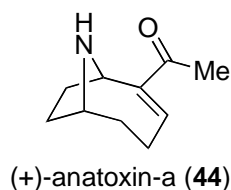
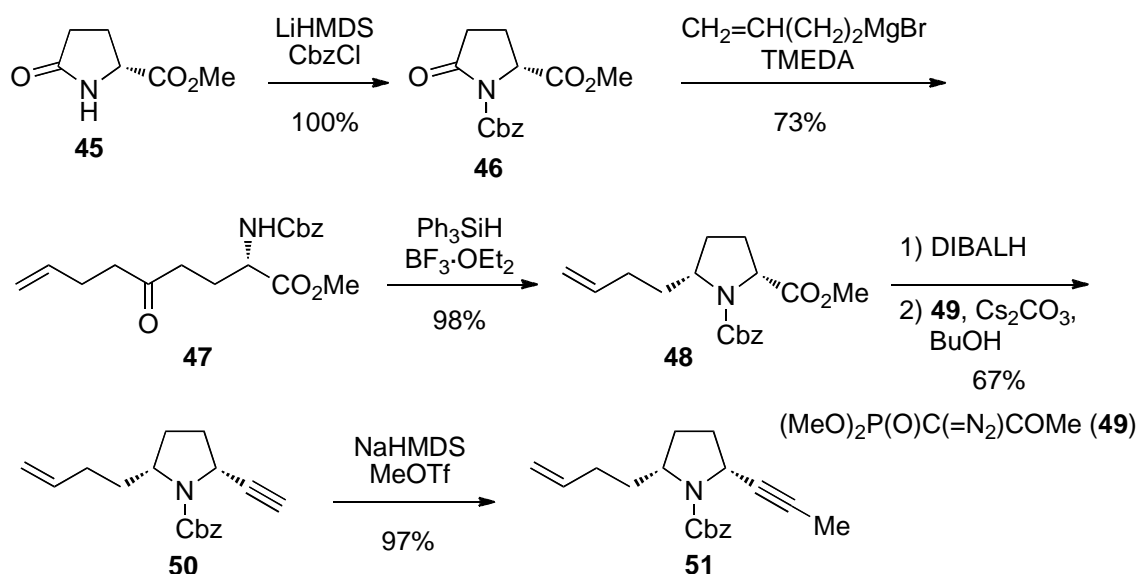


Figure 5. Structure of (+)-anatoxin-a (**44**)

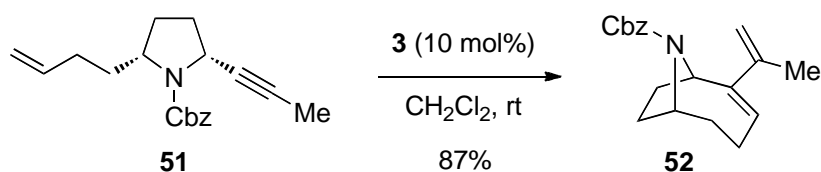
The synthesis commenced with *N*-protection of methyl D-pyrroglutamate (**45**) to provide the *N*-Cbz- γ -lactam (**46**) (Scheme 11). Addition of 3-butenyl Grignard reagent to **46** in the presence of tetramethylethylenediamine (TMEDA) afforded an α -amino acid derivative (**47**). Treatment of **47** with a premixed solution of triphenylsilane and $\text{BF}_3 \cdot \text{OEt}_2$ provided *cis*-2,5-disubstituted pyrrolidine (**48**) with high diastereoselectivity (*cis/trans* = 11:1). The bulky silane reagent provides a significant steric bias for the stereoselective reduction of the transient *N*-acyl iminium ion from the less-hindered face of the pyrrolidine ring. The methyl ester moiety of **48** was reduced with DIBALH, and the intermediate

aldehyde was treated with Ohira–Bestmann reagent (**49**) to give acetylene (**50**). Methylation of the sodium acetylide generated from **50** afforded enyne (**51**), the substrate for enyne ring-closing metathesis.



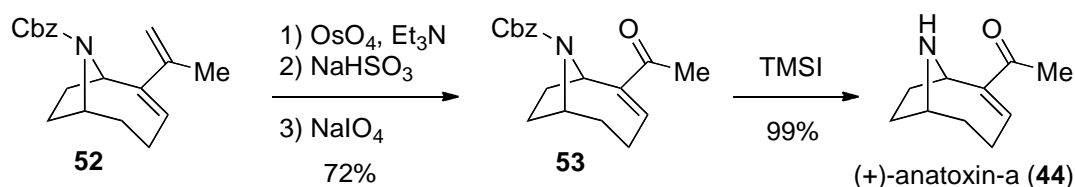
Scheme 11. Synthesis of substrate (**51**) for enyne ring-closing metathesis

The enyne (**51**) was exposed to **3** in dichloromethane at room temperature (Scheme 12). The key enyne ring-closing metathesis provided the desired nitrogen-bridged cyclooctene (**52**) cleanly in 87% yield.



Scheme 12. Enyne ring-closing metathesis of **51**

Regioselective dihydroxylation of the less-substituted olefin in **52** with the complex of osmium tetroxide and triethylamine, followed by hydrolysis of the intermediate osmate ester, afforded the diol, which was subjected to oxidative cleavage to provide methyl ketone (**53**) (Scheme 13). The *N*-Cbz group in **53** was removed with iodotrimethylsilane, thus completing the total synthesis of (+)-anatoxin-a (**44**).

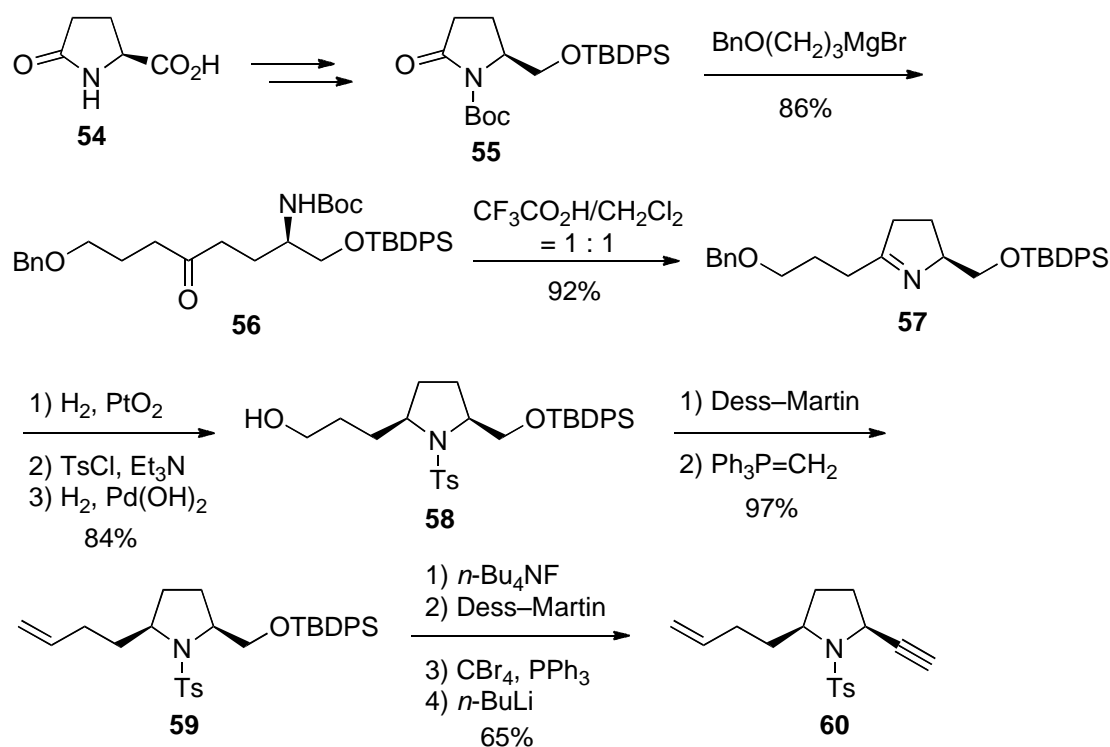


Scheme 13. Total synthesis of (+)-anatoxin-a (**44**)

2.5. Formal Synthesis of (+)-Anatoxin-a

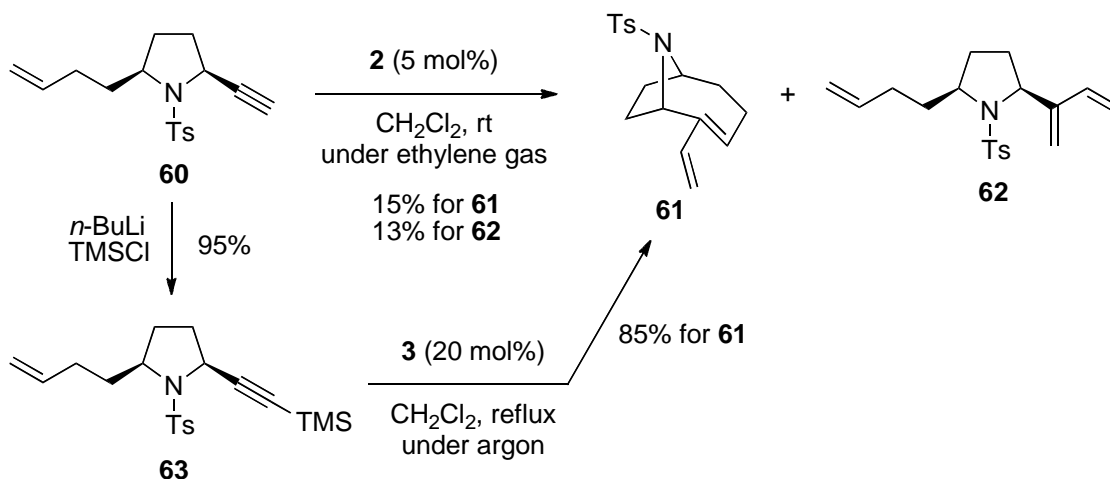
The Mori group has investigated extensively the RCM of enyne for construction of various ring-sized cyclic compounds, which was then utilized for natural product synthesis.²¹ They have successfully applied the developed enyne metathesis strategy to the formal synthesis of (+)-anatoxin-a (**44**).²²

The known *N*-Boc protected γ -lactam (**55**, TBDPS = *t*-butyldiphenylsilyl), prepared from L-pyrroglutamic acid (**54**), was reacted with 3-(benzyloxy)propyl Grignard reagent to give acyclic ketone (**56**) (Scheme 14). Deprotection of the Boc group with acid gave the cyclized imine (**57**). Stereoselective hydrogenation of **57**, followed by *N*-tosylation and then deprotection of the benzyl group, afforded *cis*-2,5-disubstituted pyrrolidine derivative (**58**). Dess–Martin oxidation of **58** followed by Wittig reaction with $\text{Ph}_3\text{P}=\text{CH}_2$ provided terminal alkene (**59**). Deprotection of the TBDPS group in **59** followed by oxidation gave aldehyde, which was subjected to Corey–Fuchs dibromoolefination and subsequent treatment with *n*-butyllithium to afford terminal enyne (**60**).



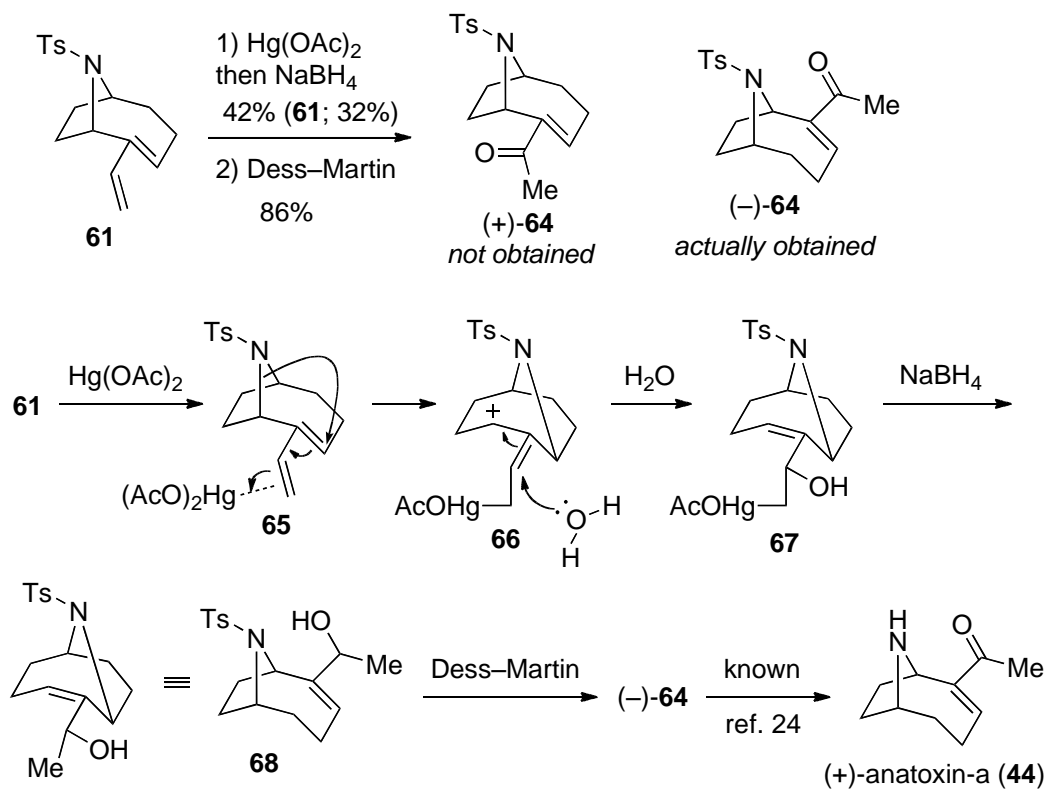
Scheme 14. Synthesis of substrate (**60**) for enyne ring-closing metathesis

As a preliminary study on enyne metathesis of terminal alkynes,²³ the reaction of **60** was carried out using **2** in dichloromethane under ethylene gas (Scheme 15). However, the desired cyclized product (**61**) was obtained in only 15% yield along with 1,3-diene (**62**) in 13% yield. Although this RCM reaction was examined under various conditions (in the presence or absence of ethylene and using **2**, **3** or **4** as a catalyst), the results were disappointing. This difficulty was overcome by protection of the terminal alkyne with a trimethylsilyl (TMS) group. Thus, the RCM reaction of the silylated alkyne (**63**) proceeded smoothly by use of **3** in refluxing dichloromethane under argon, giving nitrogen-bridged cyclooctene with a vinyl side chain, i.e. **61**, as a result of the unexpected desilylation, in 85% yield.



Scheme 15. Enyne ring-closing metathesis of **60** and **63**

Oxymercuration/reductive demercuration of **61**, followed by Dess–Martin oxidation of the resultant secondary alcohol, provided the known *N*-tosylanatoxin-a (**64**) (Scheme 16). However, the $[\alpha]_D$ value of the synthetic sample ((-)-**64**) possessed a levorotatory property, opposite to that of the expected enantiomer ((+)-**64**). This fact was explained as follows: the inversion of chirality took place during oxymercuration reaction. The authors rationalized the unusual inversion of chirality in terms of a stereospecific skeletal rearrangement of olefin–Hg complex (**65**) to allyl cation species (**66**). Subsequent nucleophilic attack of water to **66** resulted in the formation of **67**, which was converted to (-)-**64** by demercuration followed by oxidation. Compound (-)-**64** had been already converted into (+)-anatoxin-a (**44**).²⁴ Therefore, the formal synthesis of **44** was achieved.



Scheme 16. Formal synthesis of (+)-anatoxin-a (**44**)

2.6. Total Synthesis of (+)-Ferruginine

(+)-Ferruginine (**69**) is one of the tropane alkaloids, which possesses a nitrogen-bridged cycloheptane skeleton like the well-known cocaine (**70**), and shows the agonist activity against the nicotinic acetylcholine receptor (Figure 6).²⁵ Aggarwal and co-workers have utilized the enyne RCM approach in their total synthesis of **69**.²⁶

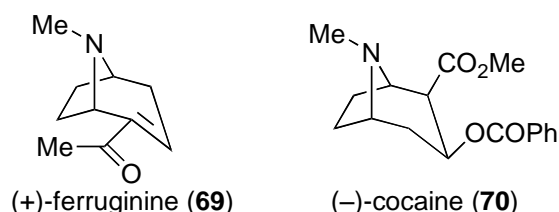
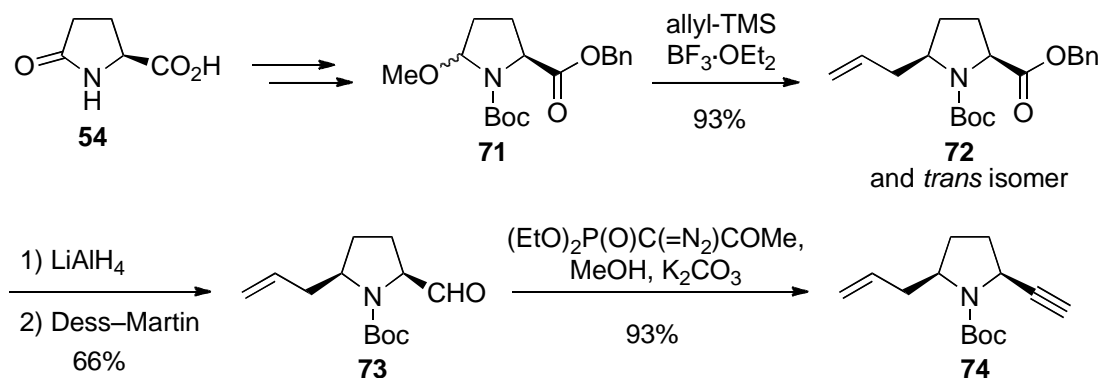


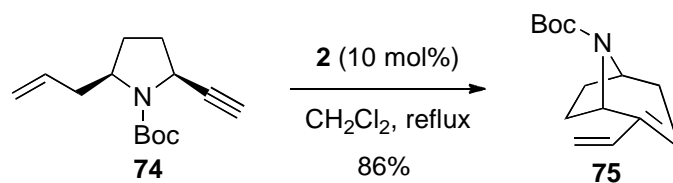
Figure 6. Structures of (+)-ferruginine (**69**) and (-)-cocaine (**70**)

The protected aminal (**71**) was prepared from L-pyrroglutamic acid (**54**) by the known four-step procedure (Scheme 17). Treatment of **71** with allyltrimethylsilane in the presence of $\text{BF}_3 \cdot \text{OEt}_2$ gave the required *cis*-2,5-disubstituted pyrrolidine (**72**) as the major product (*cis/trans* = 80:20). Reduction of **72** followed by oxidation provided aldehyde (**73**), which was converted into terminal enyne (**74**) with the Ohira–Bestmann reagent.



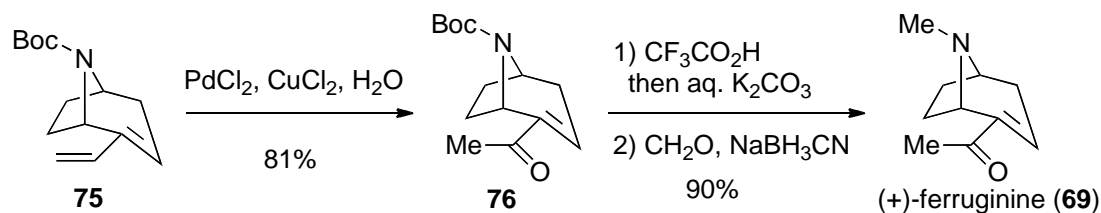
Scheme 17. Synthesis of substrate (**74**) for enyne ring-closing metathesis

The enyne RCM reaction of **74** with **2** in refluxing dichloromethane proceeded under an inert atmosphere, providing a nitrogen-bridged cycloheptene (**75**) in 86% yield (Scheme 18). In contrast, the use of **3** resulted in reduction of the yield of **75**, presumably due to the occurrence of homodimerization of **75** during the reaction with the aid of the more active metathesis catalyst.



Scheme 18. Enyne ring-closing metathesis of **74**

Wacker oxidation of **75** gave methyl ketone (**76**) (Scheme 19). Deprotection of the Boc group in **76**, followed by reductive *N*-methylation of the resultant amine, completed the synthesis of (+)-ferruginine (**69**).

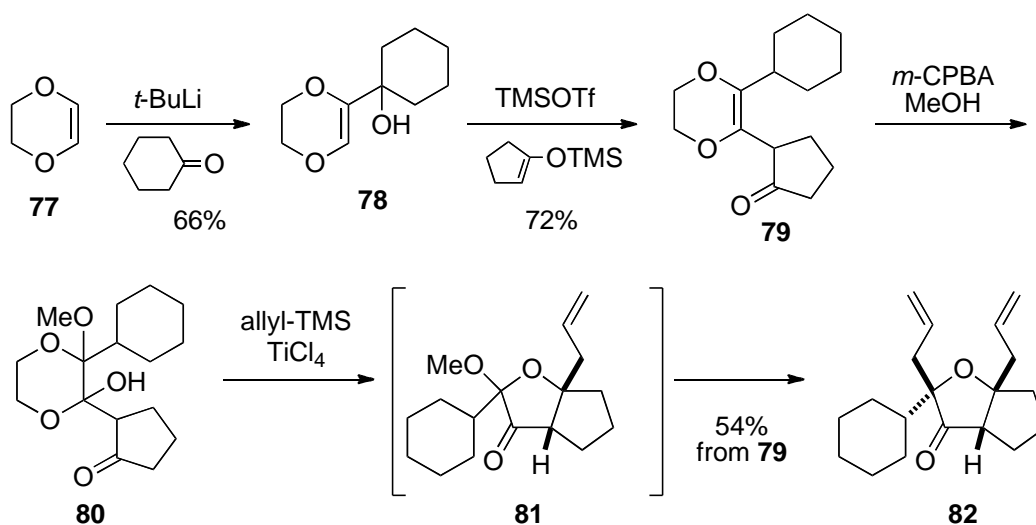


Scheme 19. Total synthesis of (+)-ferruginine (**69**)

3. SYNTHESIS OF OXYGEN-BRIDGED SEVEN- TO TEN-MEMBERED CYCLOALKENES

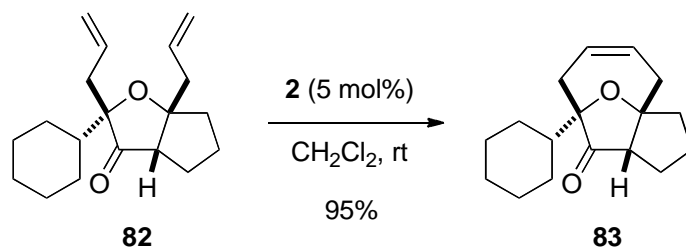
3.1. Synthesis of Oxabicyclo[4.2.1]nonenes

Oxygen-bridged carbocycles are versatile synthetic intermediates, serving not only for the synthesis of natural product and medicinally important compounds, but also as templates and building blocks in organic synthesis.²⁷ The Hanna group has demonstrated the utility of RCM in the formation of 9-oxabicyclo[4.2.1]nonenes.²⁸ The addition of the vinyl lithium generated from 1,4-dioxene (**77**) to cyclohexanone gave allylic alcohol (**78**), which was reacted with 1-(trimethylsilyloxy)cyclopentene in the presence of trimethylsilyl triflate (TMSOTf) to furnish 2,3-disubstituted 1,4-dioxene (**79**) (Scheme 20).²⁹ Oxidation of **79** with *m*-chloroperbenzoic acid (*m*-CPBA) in methanol afforded methyl acetal-hemiacetal (**80**). Treatment of **80** with excess allyltrimethylsilane in the presence of TiCl₄ led to the *cis*-2,5-diallylated tetrahydrofuran (**82**) via the monoallylated intermediate (**81**). By the same reaction sequence, a variety of diallyl compounds were also prepared.



Scheme 20. Synthesis of substrate (**82**) for ring-closing metathesis

The RCM reaction of **82** was carried out by use of **2** in dichloromethane at room temperature to provide 9-oxabicyclo[4.2.1]nonene (**83**) in 95% yield (Scheme 21). The bicyclic conformational constraint in **82** might facilitate the desired RCM reaction. Also other substrates smoothly underwent RCM, leading to the expected products in excellent yield.

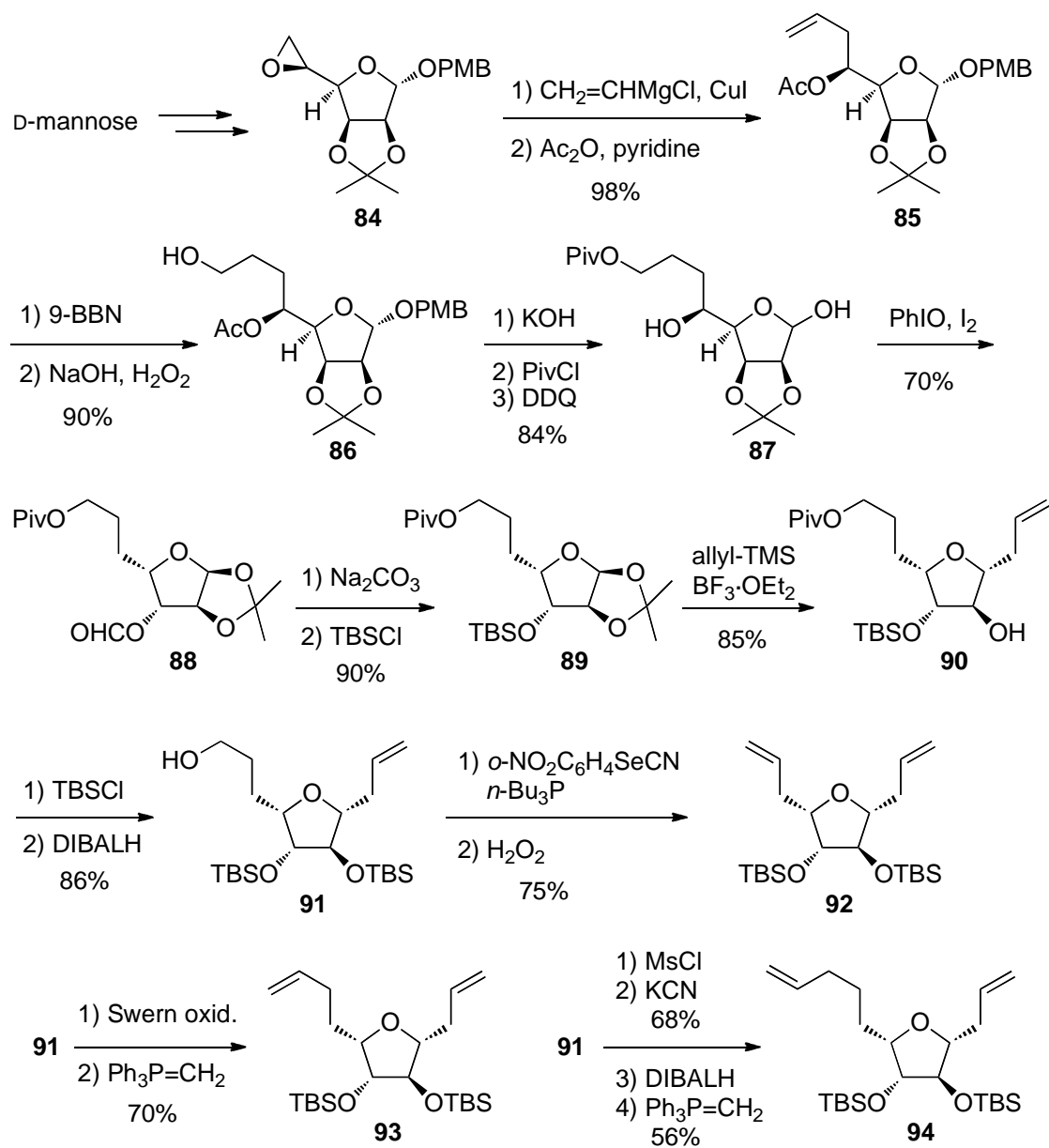
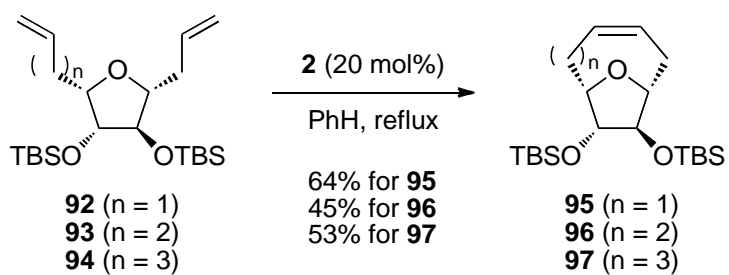


Scheme 21. Ring-closing metathesis of **82**

3.2. Synthesis of Oxabicyclo[n.2.1]alkenes

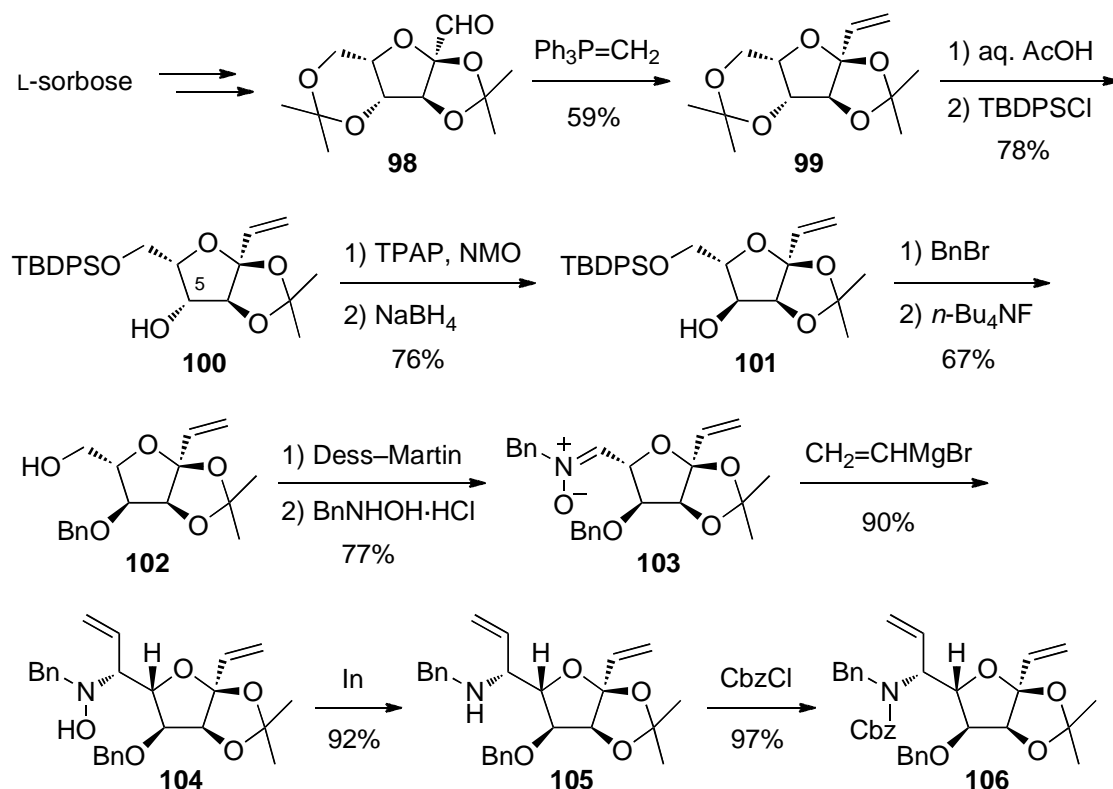
The de Armas/Marrero-Tellado group has reported the synthesis of oxabicyclo[n.2.1]alkenes ($n = 4, 5, 6$) in enantiomerically pure forms starting from carbohydrate by using RCM reactions.³⁰ The known epoxide (**84**, PMB = *p*-methoxybenzyl), prepared from D-mannose, was treated with vinylmagnesium chloride in the presence of copper iodide (Scheme 22). Subsequent acetylation of the resultant homoallyl alcohol gave acetate (**85**). Hydroboration of **85** followed by oxidative treatment provided primary alcohol (**86**). Hydrolysis and regioselective protection with pivaloyl chloride (PivCl), followed by removal of the PMB group at the anomeric position, gave hemiacetal (**87**). Treatment of **87** with iodosylbenzene and iodine resulted in oxidative β -fragmentation of the anomeric oxygen-centered radical,³¹ affording the formyl derivative (**88**). Partial hydrolysis of **88** and protection with a TBS group provided **89**, which was subjected to the diastereoselective allylation with allyltrimethylsilane in the presence of $\text{BF}_3 \cdot \text{OEt}_2$ to give *cis*-2,5-disubstituted tetrahydrofuran (**90**). Protection of **90** as a TBS ether followed by DIBALH reduction gave alcohol (**91**). Conversion of **91** into 2,5-diallylated tetrahydrofuran (**92**) was performed by Grieco's procedure. On the other hand, *cis*-2-allyl-5-(3-butenyl)tetrahydrofuran (**93**) was prepared from **91** by Swern oxidation followed by Wittig reaction. Another diene (**94**) was also synthesized from **91** in four steps.

After extensive experiments, treatment of diene (**92**) with **2** in refluxing benzene was found to be the best conditions, affording oxygen-bridged cyclooctene (**95**) in 64% yield (Scheme 23). Under the same conditions, oxygen-bridged cyclononene (**96**) and cyclodecene (**97**) were obtained from dienes (**93**) and (**94**), respectively. When each reaction was examined at room temperature or in refluxing dichloromethane, no formation of the corresponding cyclized product was observed.

Scheme 22. Synthesis of substrates (**92–94**) for ring-closing metathesisScheme 23. Ring-closing metathesis of **92–94**

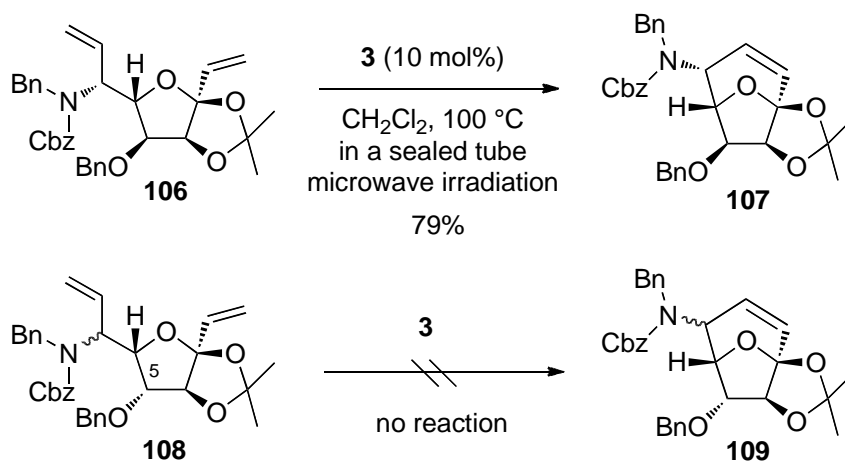
3.3. Synthesis of Calystegine Analogue

Tamayo and co-workers have applied RCM reaction to construct an oxygen-bridged cycloheptene structure in the context of the synthesis of a calystegine analogue (for structures of calystegines, see Figure 4).³² The L-sorbose derivative (**98**) was subjected to Wittig reaction, affording the methylenated product (**99**) (Scheme 24). Acid hydrolysis of the 5,7-*O*-isopropylidene group in **99**, followed by selective 7-*O*-protection with a TBDPS group, gave secondary alcohol (**100**). For the stereochemical inversion at C-5, **100** was oxidized to ketone by Ley oxidation and then reduced with NaBH₄ to afford 7-*O*-silyl ether (**101**) as a single diastereomer. By a protection–deprotection sequence, **101** was converted into 5-*O*-benzyl ether (**102**). Dess–Martin oxidation of **102**, followed by condensation of the resultant aldehyde with benzylhydroxylamine hydrochloride, provided nitronne (**103**). Treatment of **103** with vinylmagnesium bromide gave hydroxylamine (**104**) stereoselectively. Reduction of **104** with indium afforded amine (**105**), which was protected as carbamate (**106**).



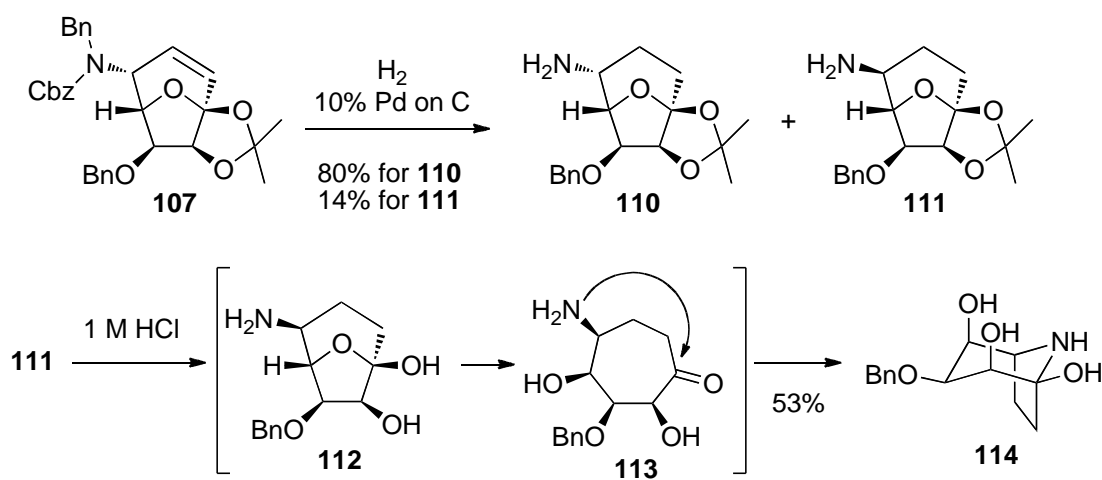
Scheme 24. Synthesis of substrate (**106**) for ring-closing metathesis

The RCM reaction of **106** proceeded under microwave conditions (Scheme 25). A solution of **106** and a catalytic amount of **3** in dichloromethane was heated by irradiated microwave under argon in a sealed tube at 100 °C. After 2 h, the cyclized product (**107**) was obtained in 79% yield. On the other hand, the C-5 epimer of **106**, i.e. **108**, was prepared from **100** by the similar reaction sequence used for the conversion of **101** to **106**. However, the RCM reaction of **108** did not provide the expected product (**109**), suggesting that the configuration at C-5 must be responsible to the failure of the RCM.



Scheme 25. Ring-closing metathesis of **106**

By treatment of **107** with palladium on carbon under an atmosphere of hydrogen, reduction of the carbon–carbon double bond and removal of the *N*-protecting groups took place to provide amine (**110**) (Scheme 26). When the hydrogenation of **107** was performed on a gram scale, the epimer (**111**) at the carbon bearing the amino group was also obtained in 14% yield. Exposure of **111** to hydrochloric acid resulted in hydrolysis of the acetonide, ring-opening of the bicyclic hemiketal (**112**), and intramolecular attack of the amino group to the carbonyl group in the resultant cycloheptanone (**113**) took place. Eventually, the triepimer of calystegine B₂ as its *O*-benzyl derivative (**114**) was obtained. This is a rare example of a polyhydroxylated nortropanic ring with two hydroxy groups both in axial disposition. Unfortunately, attempts to remove the final benzyl group from **114** failed. On the other hand, acid hydrolysis of **110** gave a complex mixture.

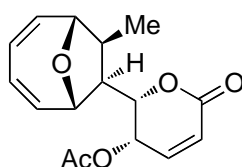


Scheme 26. Synthesis of calystegine analogue (**114**)

4. SYNTHESIS OF OXYGEN-BRIDGED CYCLOOCTADIENE DERIVATIVES

4.1. Total Synthesis of (\pm)-Mycoepoxydiene

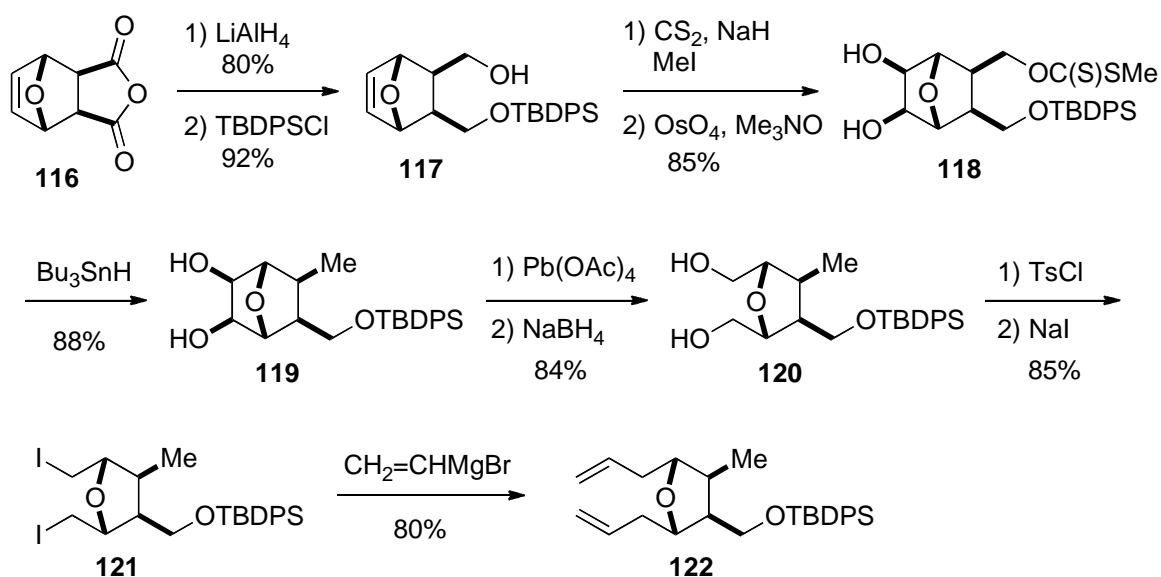
(+)-Mycoepoxydiene ((+)-**115**) is the first natural product that contains a 9-oxabicyclo[4.2.1]nona-2,4-diene structure (Figure 7).³³ This unprecedented structure is thought to be of polyketide origin. Our group has accomplished the first total synthesis of (\pm)-**115** by using a RCM strategy for constructing the oxygen-bridged cyclooctadiene core skeleton.³⁴



(+)-mycoepoxydiene ((+)-**115**)

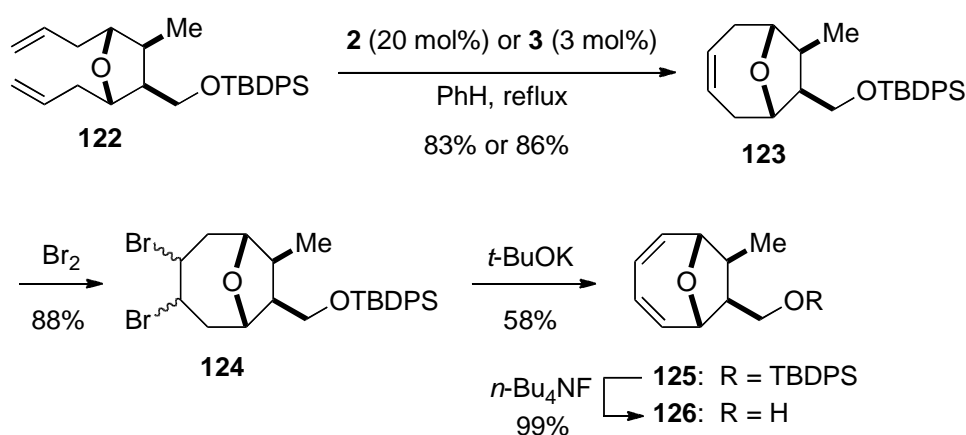
Figure 7. Structure of (+)-mycoepoxydiene ((+)-**115**)

The total synthesis started from the known tricyclic compound (**116**), the Diels–Alder adduct of furan and maleic anhydride (Scheme 27). Hydride reduction of the anhydride ring in **116**, followed by monosilylation of the resultant *meso*-diol, gave mono-silyl ether (**117**). Conversion of **117** into the xanthate ester and subsequent dihydroxylation afforded diol (**118**) stereoselectively, which was subjected to the Barton–McCombie radical deoxygenation to provide highly functionalized oxanorbornane (**119**). Oxidative cleavage of the *cis*-diol in **119**, followed by reduction of the resultant dialdehyde hydrate, provided a tetrasubstituted tetrahydrofuran derivative (**120**). The diol (**120**) was transformed into diiodide (**121**) via the corresponding ditosylate. Simultaneous substitution of the two iodo groups in **121** with each vinyl group was achieved by an excess amount of vinylmagnesium bromide, affording *cis*-2,5-diallylated tetrahydrofuran (**122**).



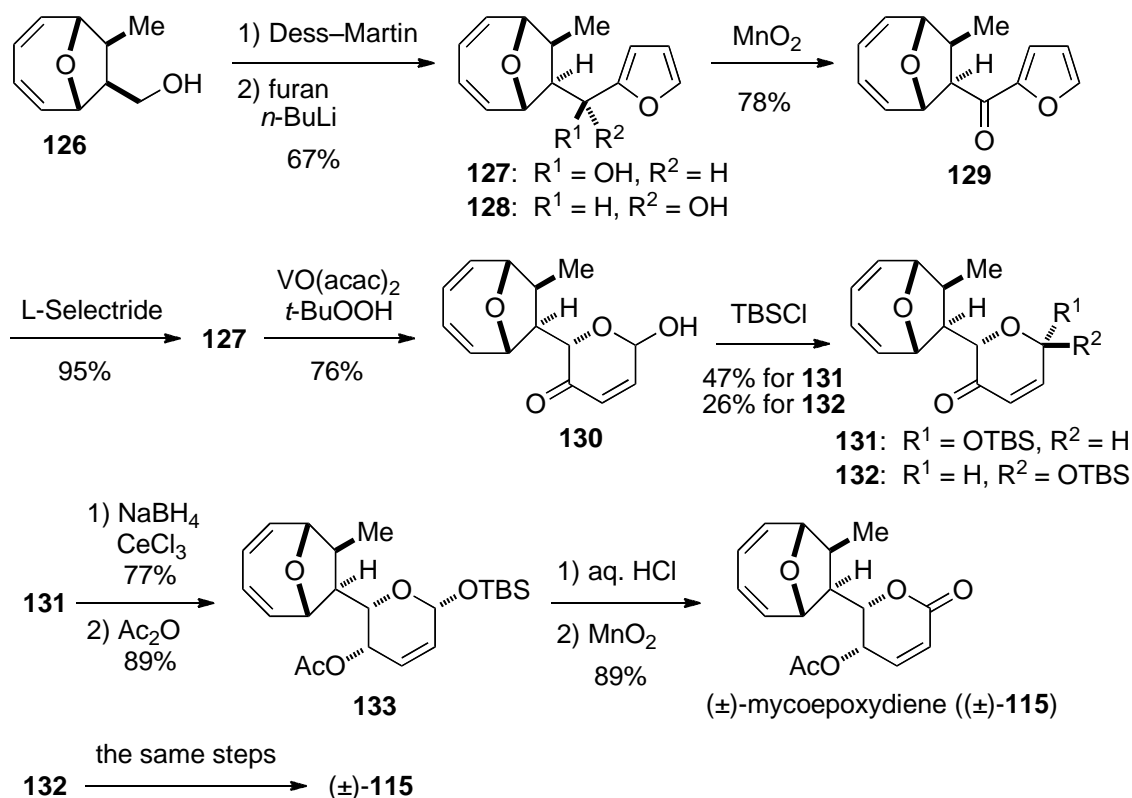
Scheme 27. Synthesis of substrate (**122**) for ring-closing metathesis

Treatment of **122** with **2** (four-time addition of each 5 mol% equiv of **2** over a period of 20 h) in refluxing benzene furnished the RCM product (**123**) in 83% yield (Scheme 28). When 20 mol% of **2** was added in one portion, the product (**123**) was obtained in a less-satisfactory yield of 41%. The use of **3** enabled the reduction of the catalyst-loading to 3 mol% and also the reduction of the reaction time to 6 h, with the formation of **123** in a slightly higher yield of 86%. The oxygen-bridged cyclooctadiene core skeleton in the target natural product was introduced into the oxygen-bridged cyclooctene (**123**). Thus, the addition of bromine to **123**, followed by β -elimination of two-molar equivalents of hydrogen bromide from the resultant dibromide (**124**), provided the 9-oxabicyclo[4.2.1]nona-2,4-diene derivative (**125**), which was deprotected, providing the key synthetic intermediate (**126**).



Scheme 28. Ring-closing metathesis of **122** and construction of the oxygen-bridged cyclooctadiene skeleton

The attachment of the δ -lactone moiety to the main scaffold was achieved as shown in Scheme 29. Dess–Martin oxidation of **126** gave the aldehyde, which was allowed to react with 2-lithiated furan to provide an inseparable mixture (*ca.* 3:2) of furfuryl alcohols (**127** and **128**). The desired diastereomer (**127**) could be obtained as a sole product by an oxidation–reduction of the diastereomeric mixture. Reduction of ketone (**129**) with L-Selectride proceeded presumably through the Li-chelation-assisted transition state occurring between the carbonyl group and the bridge-oxygen. The oxidative rearrangement of the furfuryl alcohol was realized by treatment of **127** with *t*-butyl hydroperoxide in the presence of a catalytic amount of vanadyl acetylacetonate ($\text{VO}(\text{acac})_2$), providing 2-pyranone (**130**). Protection of the hemiacetal hydroxy group in **130** as the TBS ether gave a mixture of the α -isomer (**131**) and the β -isomer (**132**). The major isomer (**131**) was subjected to Luche reduction and subsequent acetylation to afford allylic acetate (**133**) with a high level of diastereoselectivity. Finally, acid hydrolysis of the TBS group in **133**, followed by oxidation of the resultant lactol, provided (\pm)-mycoepoxydiene ((\pm)-**115**). Through the same reaction steps used for the α -isomer (**131**), the β -isomer (**132**) was also converted into (\pm)-**115**.



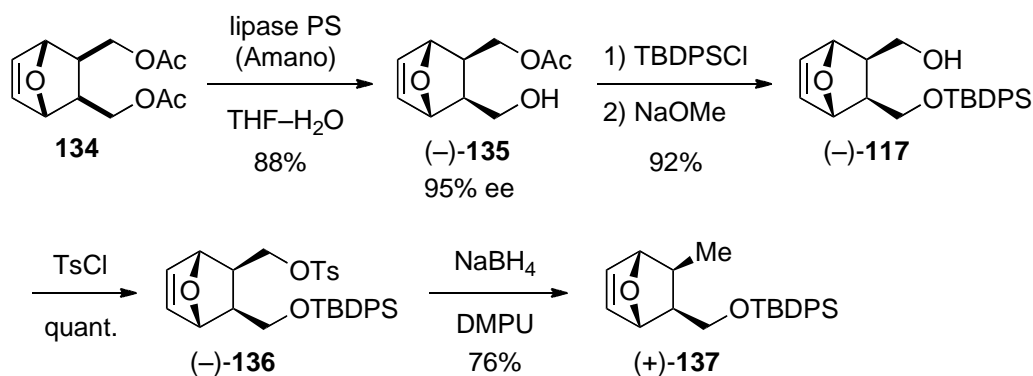
Scheme 29. Total synthesis of (±)-mycoepoxydiene ((±)-**115**)

4.2. Total Synthesis of Natural (+)-Mycoepoxydiene

In the progress directed toward the concise synthesis of the core skeleton (**126**) of mycoepoxydiene (**115**), we have developed a more concise methodology for the construction of the oxygen-bridged cyclooctadiene structure using sequential metathesis.³⁵ Our second-generation approach to enantioenriched mycoepoxydiene ((+)-**115**) involves ring-opening/cross metathesis (ROCM) followed by RCM to construct the oxygen-bridged cyclooctadiene skeleton in a one-pot operation.

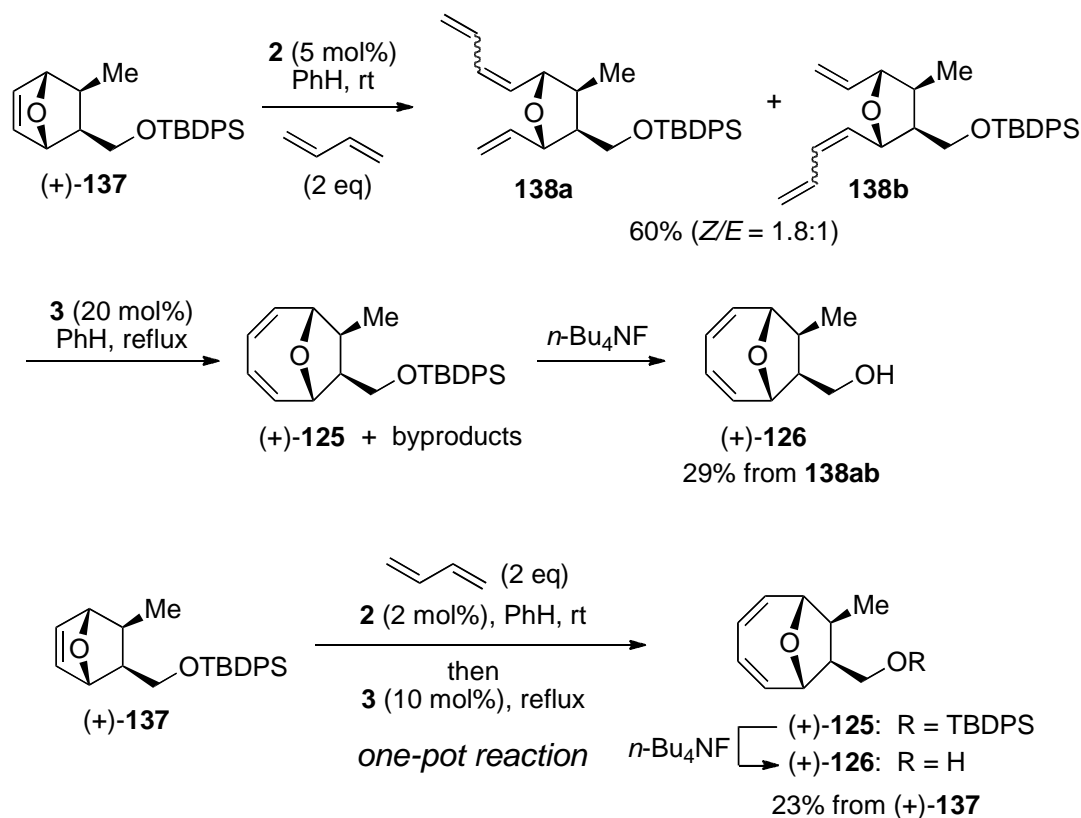
The synthesis of (+)-**115**, the natural enantiomer, began with the enzymatic hydrolysis of *meso*-diacetate (**134**) (Scheme 30). By treatment of **134** with lipase PS (Amano) in aqueous THF, enantioselective hydrolysis of one of the acetyl esters occurred effectively to provide monoacetate ((-)-**135**) with 95% ee. Silylation of (-)-**135** followed by deacetylation afforded (-)-**117**. Tosylation of (-)-**117** and subsequent reductive removal of the sulfonate in the resultant (-)-**136** with sodium borohydride in *N,N'*-dimethylpropyleneurea (DMPU) led to an oxanorborene derivative ((+)-**137**).

With use of **2** in benzene, the ROCM reaction of (+)-**137** in the presence of 1,3-butadiene proceeded smoothly at room temperature to give an inseparable mixture of trienes (**138a** and **138b**) in 60% yield with a favorable formation of the *Z*-isomers, which were stereochemically indispensable for the next ring-closing step (Scheme 31). In contrast, the catalyst **3** produced preferentially the undesired *E*-isomers in a diminished yield of 40%. This lower *Z*-selectivity was also observed when the reaction



Scheme 30. Synthesis of substrate ((+)-137) for ring-opening/cross metathesis followed by ring-closing metathesis

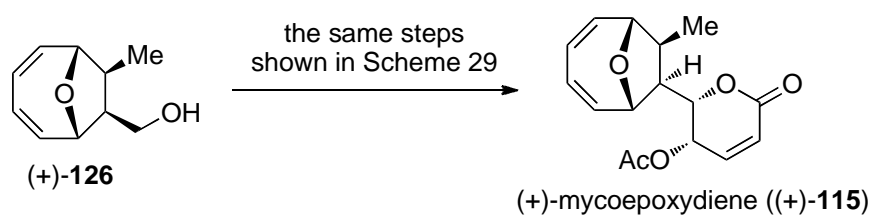
was conducted in dichloromethane. The RCM reaction of the mixture of **138a** and **138b** occurred by using **3** in refluxing benzene, affording the oxygen-bridged cyclooctadiene compound ((+)-125) accompanied by inseparable and unidentified byproducts. By exposure of the mixture to tetrabutylammonium fluoride, homogeneous (+)-126 was obtained in a yield of 29% from **138ab** after chromatographic purification on silica gel. On the other hand, the catalyst **2** did not activate the RCM reaction, and solvent did not influence this reaction. To construct the oxygen-bridged cyclooctadiene structure from the oxanorbornene derivative more concisely, the sequential ROCM/RCM reaction was performed in a one-pot process. Treatment of (+)-137 with 1,3-butadiene (2 equiv) in the presence of **2** (2



Scheme 31. Ring-opening/cross metathesis followed by ring-closing metathesis of (+)-137

mol%) in benzene at room temperature initially produced trienes **138a** and **138b**. After (+)-**137** was consumed, the reaction mixture was heated to reflux under bubbling argon to remove excess 1,3-butadiene. Then each 2 mol% of **3** was added in five portions over a period of 4 days. Desilylation of the reaction mixture provided the key intermediate ((+)-**126**) in a yield of 23% from (+)-**137**. Although the yield is moderate, this one-pot ROCM/RCM approach enabled us to cut seven steps in the synthetic route and to improve the overall yield of (+)-**126**.

From compound (+)-**126**, the similar reaction sequence used for the racemic total synthesis led to (+)-mycoepoxydiene ((+)-**115**) (Scheme 32). Through this enantioselective total synthesis of (+)-**115**, the absolute stereochemistry of natural mycoepoxydiene was established.



Scheme 32. Total synthesis of (+)-mycoepoxydiene ((+)-**115**)

4.3. Total Syntheses of (–)-1893A and (+)-1893B

Soon after the completion of total synthesis of (±)-mycoepoxydiene ((±)-**115**),³⁴ (–)-1893A (**139**) and (+)-1893B (**140**), which showed cytotoxic and insecticidal activities, were isolated from the fermentation broth of a marine endophytic fungus (Figure 8).³⁶ These natural products (**139** and **140**) were found to possess the same oxygen-bridged cyclooctadiene core skeleton as in **115**. We have synthesized **139** and **140** from the common intermediate ((+)-**126**).^{35,37}

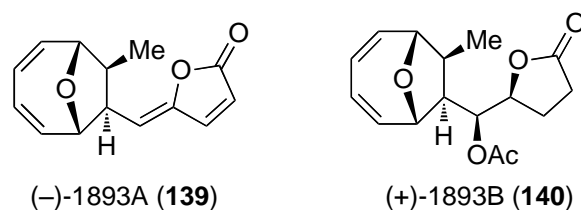
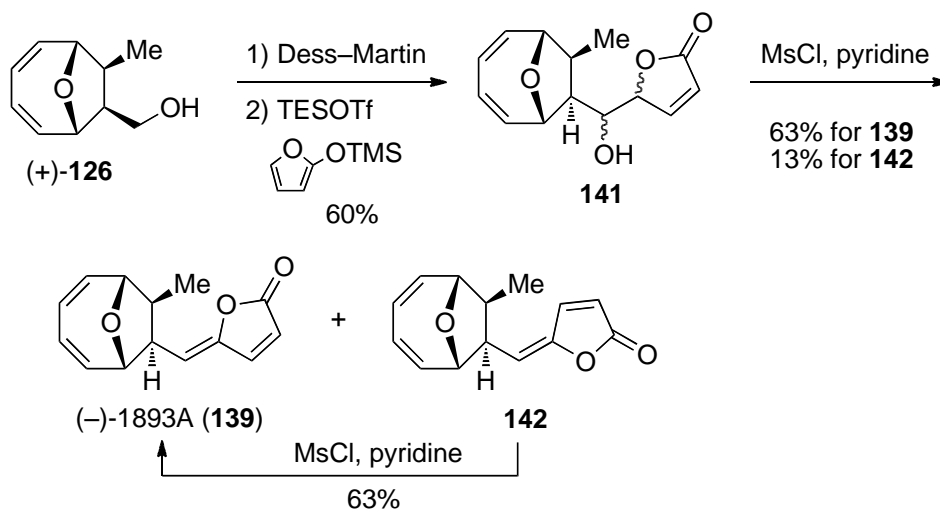


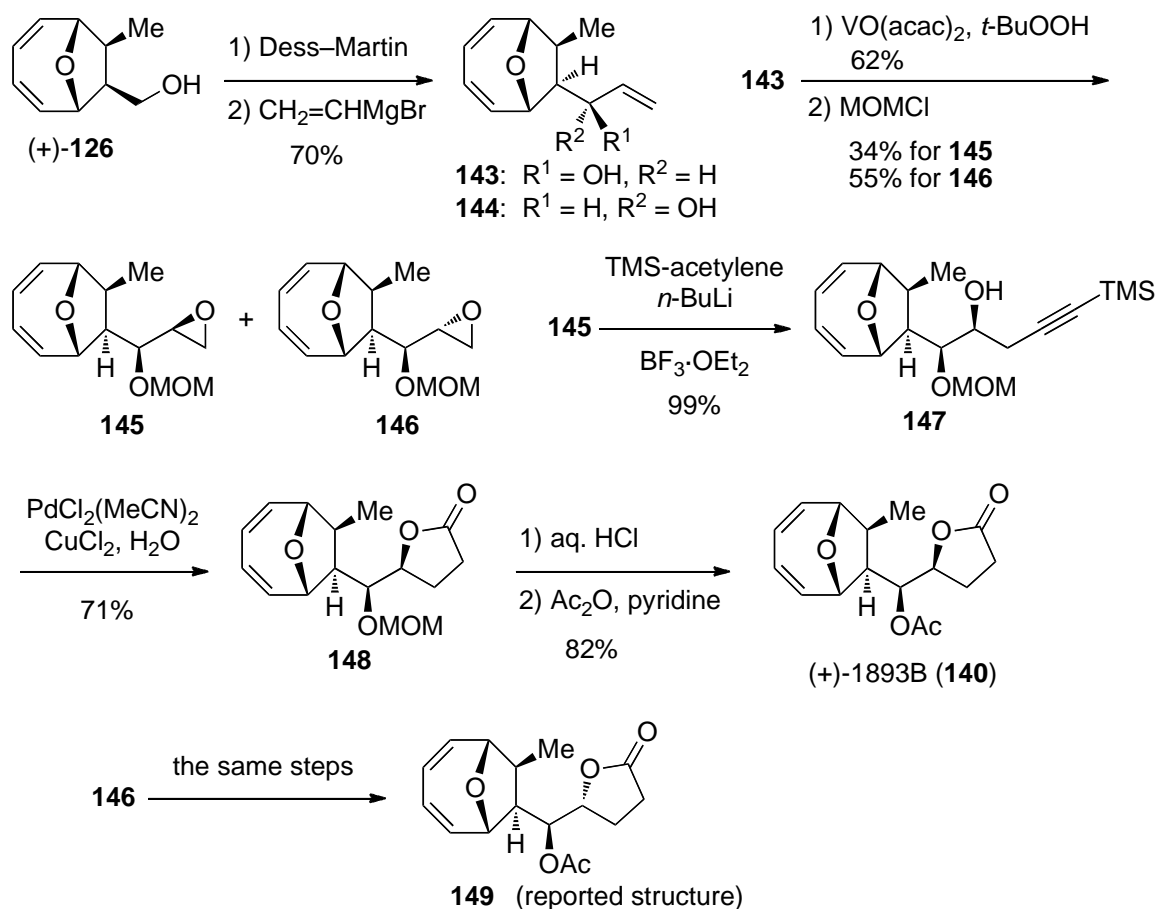
Figure 8. Structures of (–)-1893A (**139**) and (+)-1893B (**140**)

Oxidation of (+)-**126** and subsequent vinylogous aldol reaction of the resulting aldehyde with 2-(trimethylsilyloxy)furan in the presence of triethylsilyl triflate (TESOTf) provided γ -adduct (**141**) as a mixture of stereoisomers (Scheme 33). The sulfonylation of **141** with mesyl chloride in pyridine followed by heating gave (–)-1893A (**139**) and its *E*-isomer (**142**) in a *Z/E* ratio of *ca.* 5:1. In addition, the minor product (**142**) was subjected to the same reaction conditions to afford additional **139**. This result is reasonably attributable to a reversible conjugate addition of a nucleophilic species such as a chloride ion to δ -position followed by β -elimination, leading to **139**.



Scheme 33. Total synthesis of (-)-1893A (**139**)

The structure of 1893B was originally assigned to **149** as depicted in Scheme 34 by $^1\text{H-NMR}$ spectral analysis.³⁶ However, the stereochemistry of 1893B was envisaged to possess the same relative configuration as that of mycoepoxidiene (**115**), i.e. hence to be **140**. Therefore, the syntheses of both structures (**140** and **149**) were examined.³⁷ The common intermediate ((+)-**126**) was oxidized to the aldehyde, which was reacted with vinylmagnesium bromide to provide allylic alcohols (**143** and **144**) in a ratio of *ca.* 1:1 (Scheme 34). After separation and stereochemical determination of the two diastereomers, β -isomer (**143**) was subjected to VO(acac)₂-catalyzed oxidation and subsequent protection as the methoxymethyl (MOM) ether, providing epoxides (**145** and **146**) in a ratio of *ca.* 1:1.6. The stereochemistry of the major isomer (**146**) was unambiguously determined to be *anti* alkoxy–epoxide as depicted. The minor *syn*-isomer (**145**) was treated with lithium trimethylsilylacetylide, resulting in epoxy-ring opening to afford acetylene-diol (**147**). Conversion of **147** into γ -lactone (**148**) was achieved by intramolecular Wacker-type oxidation. Deprotection of the MOM group in the resultant **148** followed by acetylation provided (+)-1893B (**140**), which was identical in all respects to those of natural 1893B. On the other hand, the major *anti*-isomer (**146**) was transformed into **149**, the originally reported structure for 1893B, by the analogous reaction sequence used for **145**. The spectroscopic data of **149** did not coincide with those of natural 1893B. Consequently, our total synthesis of **140** verified the stereochemistry of natural (+)-1893B.



Scheme 34. Total synthesis of (+)-1893B (**140**)

5. CONCLUSIONS

This review summarizes the utilization of metathesis for synthesizing nitrogen- and oxygen-bridged seven- to ten-membered carbocycles. The successful formation of medium-sized rings by RCM requires an installation of a conformationally properly disposed diene unit. In the case of the formation of nitrogen-bridged cycloalkenes, the *N*-alkoxycarbonyl, *N*-acyl or *N*-sulfonyl group was found to play an important role in the RCM reaction. The enyne RCM as well as the olefin RCM were also developed to serve the construction of medium-sized bridged heterocycles and were applied to natural products synthesis. Furthermore, the sequential metathesis reaction realized the expeditious access to the oxygen-bridged cyclooctadiene skeleton. Depending upon the targeted structures, a variety of valuable protocols have been devised. There is no doubt that the utility of metathesis will contribute remarkably to the development of organic synthesis in future.

6. REFERENCES

- For recent reviews on the synthetic application of metathesis, see: (a) R. H. Grubbs, A. G. Wenzel, and A. K. Chatterjee, *Comprehensive Organometallic Chemistry III*, Vol. 11, ed. by D. M. Mingos and R. H. Crabtree, Elsevier, Amsterdam, 2007, pp. 179-205; (b) J. Mulzer, E. Ohler, and T. Gaich,

- [‘Comprehensive Organometallic Chemistry III,’ Vol. 11, ed. by D. M. Mingos and R. H. Crabtree, Elsevier, Amsterdam, 2007, pp. 207-269;](#) (c) M. Mori and T. Kitamura, [‘Comprehensive Organometallic Chemistry III,’ Vol. 11, ed. by D. M. Mingos and R. H. Crabtree, Elsevier, Amsterdam, 2007, pp. 271-310;](#) (d) K. C. Nicolaou, P. G. Bulger, and D. Sarlah, [Angew. Chem. Int. Ed.](#), 2005, **44**, 4490.
- R. R. Schrock, J. S. Murdzek, G. C. Bazan, J. Robbins, M. DiMare, and M. O’Regan, [J. Am. Chem. Soc.](#), 1990, **112**, 3875.
 - (a) P. Schwab, M. B. France, J. W. Ziller, and R. H. Grubbs, [Angew. Chem., Int. Ed. Engl.](#), 1995, **34**, 2039; (b) P. Schwab, R. H. Grubbs, and J. W. Ziller, [J. Am. Chem. Soc.](#), 1996, **118**, 100.
 - M. Scholl, S. Ding, C. W. Lee, and R. H. Grubbs, [Org. Lett.](#), 1999, **1**, 953.
 - S. B. Garber, J. S. Kingsbury, B. L. Gray, and A. H. Hoveyda, [J. Am. Chem. Soc.](#), 2000, **122**, 8168.
 - G. Illuminati and L. Mandolini, [Acc. Chem. Res.](#), 1981, **14**, 95.
 - G. C. Fu and R. H. Grubbs, [J. Am. Chem. Soc.](#), 1992, **114**, 5426.
 - For reviews on the synthesis of heterocycles by metathesis, see: (a) S. K. Chattopadhyay, S. Karmakar, T. Biswas, K. C. Majumdar, H. Rahaman, and B. Roy, [Tetrahedron](#), 2007, **63**, 3919; (b) A. Deiters and S. F. Martin, [Chem. Rev.](#), 2004, **104**, 2199. For a review on the synthesis of five- and six-membered heterocycles by metathesis, see: (c) K. C. Majumdar, S. Muhuri, R. Ul Islam, and B. Chattopadhyay, [Heterocycles](#), 2009, **78**, 1109.
 - (a) A. G. King and J. Meinwald, [Chem. Rev.](#), 1996, **96**, 1105; (b) M. Lounasmaa and T. Tamminen, [The Alkaloids](#), 1993, **44**, 1.
 - (a) C. E. Neipp and S. F. Martin, [Tetrahedron Lett.](#), 2002, **43**, 1779; (b) C. E. Neipp and S. F. Martin, [J. Org. Chem.](#), 2003, **68**, 8867.
 - For a review on A^{1,3}-strain, see: R. W. Hoffmann, [Chem. Rev.](#), 1989, **89**, 1841.
 - N. Yu. Kuznetsov, V. N. Khrustalev, I. A. Godovikov, and Y. N. Bubnov, [Eur. J. Org. Chem.](#), 2006, 113.
 - B. Tursch, J. C. Braekman, D. Daloze, C. Hootle, D. Losman, R. Karlsson, and J. M. Pasteels, [Tetrahedron Lett.](#), 1973, **14**, 201.
 - T. Itoh, N. Yamazaki, and C. Kibayashi, [Org. Lett.](#), 2002, **4**, 2469.
 - N. Yamazaki, T. Ito, and C. Kibayashi, [Tetrahedron Lett.](#), 1999, **40**, 739.
 - The catalyst **2** is poisoned by free bases; however, it is tolerant to hydrochloride salt of amine: G. C. Fu, S. T. Nguyen, and R. H. Grubbs, [J. Am. Chem. Soc.](#), 1993, **115**, 9856.
 - (a) D. Tepfer, A. Goldmann, N. Pamboukdjian, M. Maille, A. Lepingle, D. Chevalier, J. Dénarié, and C. Rosenberg, [J. Bacteriol.](#), 1988, **170**, 1153; (b) B. Dräger, [Nat. Prod. Rep.](#), 2004, **21**, 211.
 - K. P. Kaliappan, P. Das, S. T. Chavan, and S. G. Sabharwal, [J. Org. Chem.](#), 2009, **74**, 6266.

19. (a) J. B. Brenneman and S. F. Martin, [Org. Lett., 2004, 6, 1329](#); (b) J. B. Brenneman, R. Machauer, and S. F. Martin, [Tetrahedron, 2004, 60, 7301](#).
20. J. P. Devlin, O. E. Edwards, P. R. Gorham, N. R. Hunter, R. K. Pike, and B. Stavric, [Can. J. Chem., 1977, 55, 1367](#).
21. M. Mori, [Adv. Synth. Catal., 2007, 349, 121](#); see also ref [1c](#).
22. (a) M. Mori, T. Tomita, Y. Kita, and T. Kitamura, [Tetrahedron Lett., 2004, 45, 4397](#); (b) T. Tomita, Y. Kita, T. Kitamura, Y. Sato, and M. Mori, [Tetrahedron, 2006, 62, 10518](#).
23. M. Mori, N. Sakakibara, and A. Kinoshita, [J. Org. Chem., 1998, 63, 6082](#).
24. P. Somfai and J. Åhman, [Tetrahedron Lett., 1992, 33, 3791](#).
25. I. R. C. Bick, J. W. Gillard, and H. Leow, [Aust. J. Chem., 1979, 32, 2537](#).
26. V. K. Aggarwal, C. J. Astle, and M. Rogers-Evans, [Org. Lett., 2004, 6, 1469](#).
27. F. López and J. L. Mascareñas, [Chem. Eur. J., 2007, 13, 2172](#).
28. I. Hanna and V. Michaut, [Org. Lett., 2000, 2, 1141](#).
29. I. Hanna, [Tetrahedron Lett., 1999, 40, 2521](#).
30. P. de Armas, F. García-Tellado, and J. J. Marrero-Tellado, [Eur. J. Org. Chem., 2001, 4423](#).
31. P. de Armas, C. G. Francisco, and E. Suárez, [J. Am. Chem. Soc., 1993, 115, 8865](#).
32. D. Lo Re, F. Franco, F. Sánchez-Cantalejo, and J. A. Tamayo, [Eur. J. Org. Chem., 2009, 1984](#).
33. P. Cai, A. T. McPhail, E. Krainer, B. Katz, C. Pearce, C. Boros, B. Caceres, D. Smith, and D. R. Houck, [Tetrahedron Lett., 1999, 40, 1479](#).
34. K. Takao, G. Watanabe, H. Yasui, and K. Tadano, [Org. Lett., 2002, 4, 2941](#).
35. K. Takao, H. Yasui, S. Yamamoto, D. Sasaki, S. Kawasaki, G. Watanabe, and K. Tadano, [J. Org. Chem., 2004, 69, 8789](#).
36. G. Chen, Y. Lin, L. Wen, L. L. P. Vrijmoed, and E. B. G. Jones, [Tetrahedron, 2003, 59, 4907](#).
37. (a) H. Yasui, K. Hirai, S. Yamamoto, K. Takao, and K. Tadano, [Heterocycles, 2006, 67, 123](#); (b) H. Yasui, K. Hirai, S. Yamamoto, K. Takao, and K. Tadano, [J. Antibiot., 2006, 59, 456](#).



Ken-ichi Takao was born in Tokyo, Japan in 1967. He received his Ph.D. in 1995 from Keio University under the direction of Professor Kin-ichi Tadano. Then he worked at Sagami Chemical Research Center for one year. From 1996 to 1998, he joined Science University of Tokyo (Professor Susumu Kobayashi) as an instructor. In 1998 he moved to Keio University, where he is now an associate professor. In the meantime, he worked with Professor William R. Roush as a visiting researcher at Scripps Florida (2005-2006). He received the Astellas Pharma Award in Synthetic Organic Chemistry, Japan in 2006. His research interests are focused on total synthesis of biologically and structurally interesting natural products and the development of stereoselective synthetic organic reactions.



Kin-ichi Tadano was born in Chiba Prefecture, Japan, in 1948. In 1977 he received his Ph.D. degree from Keio University in synthetic studies of carbocyclic nucleotides under the supervision of Professor Tetsuo Suami. He started his academic career in 1973 as an instructor in the Department of Applied Chemistry, Keio University. From 1977 to 1979, he was a research associate at the laboratory led by Professor Kenneth L. Rinehart of the University of Illinois at Urbana-Champaign, U. S. A. He then returned to Keio University to resume his position on the faculty. He was promoted to Assistant Professor (1982), to Associate Professor (1988), and then to Professor (1994). He was received the Synthetic Organic Chemistry Award, Japan (2009). His principle scientific concerns are synthetic studies of biologically important and structurally unique natural products and the development of asymmetric synthesis using sugars as a chiral environment.