

HETEROCYCLES, Vol. 83, No. 4, 2011, pp. 739 - 742. © The Japan Institute of Heterocyclic Chemistry
Received, 28th January, 2011, Accepted, 21st February, 2011, Published online, 2nd March, 2011
DOI: 10.3987/COM-11-12159

EFFICIENT STEREOSELECTIVE SYNTHESIS OF CATECHIN TRIMER DERIVATIVE USING SILVER LEWIS ACID-MEDIATED EQUIMOLAR CONDENSATION

Yukiko Oizumi,^a Yoshihiro Mohri,^a Yasunao Hattori,^b and Hidefumi Makabe^{a*}

^aSciences of Functional Foods, Graduate School of Agriculture, Shinshu University, 8304 Minami-minowa, Kami-ina, Nagano 399-4598, Japan

^bDepartment of Chemistry, Graduate School of Medicinal Science, Kyoto Prefectural University of Medicine, Kita-ku, Kyoto 603-8334, Japan

*E-mail address: makabeh@shinshu-u.ac.jp

Abstract – A stereoselective synthesis of benzylated catechin trimer under intermolecular condensation is achieved using equimolar amount of dimeric catechin nucleophile and monomeric catechin electrophile catalyzed by AgOTf or AgBF₄. The coupled product can be transformed into procyanidin C2 by a known procedure.

Proanthocyanidins are known as condensed or noncondensed hydrolysable tannins.¹ These condensed tannins can be found in the vegetables kingdom.² In particular, they exist in grape seeds and skins and red wines. Many biological activities, mainly a powerful free-radical scavenging activity, have been reported for flavonoids, and their investigation is increasingly important. Tannin extracts from plants give various types of polyphenols. Because their identification as well as purification is extremely difficult, further studies of proanthocyanidins remains. Recently, to obtain procyanidin oligomers in pure state, synthetic efforts were devoted. There are several reports about condensation studies for procyanidin trimers such as procyanidin C2 (**1**) using catechin and/or epicatechin nucleophile and electrophile under Lewis acids.³ However, excess amount of nucleophile was needed for oligomerization control. Thus we have pursued equimolar condensation of nucleophile and electrophile to construct the skeleton of procyanidin oligomers using various types of Lewis acids. We have already reported a stereoselective synthesis of catechin and/or epicatechin dimers from equimolar amount of catechin nucleophile and electrophile using

Yb(OTf)₃ as a Lewis acid.⁴ In this communication, we would like to describe the stereoselective synthesis of the protected catechin trimer using equimolar amount of dimeric catechin nucleophile **2** and monomeric catechin electrophile **3** (Figure 1).

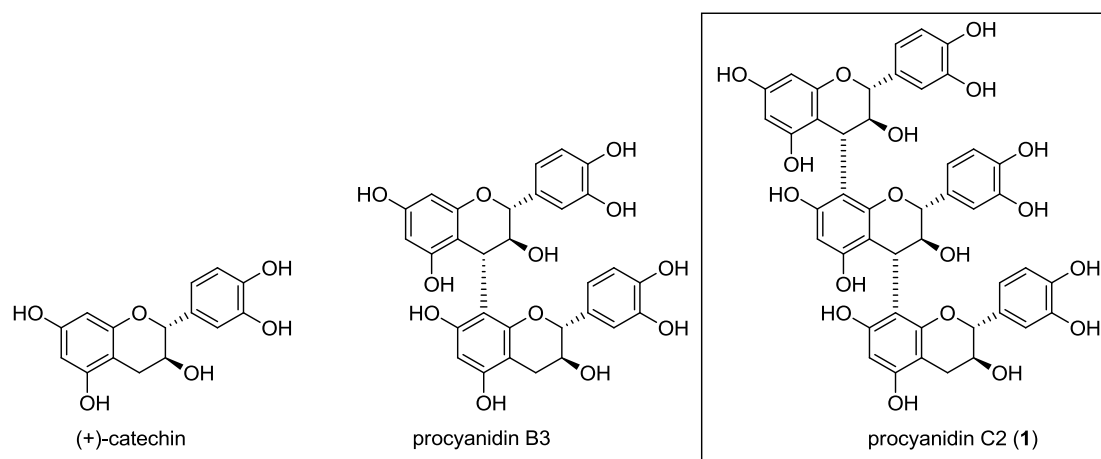
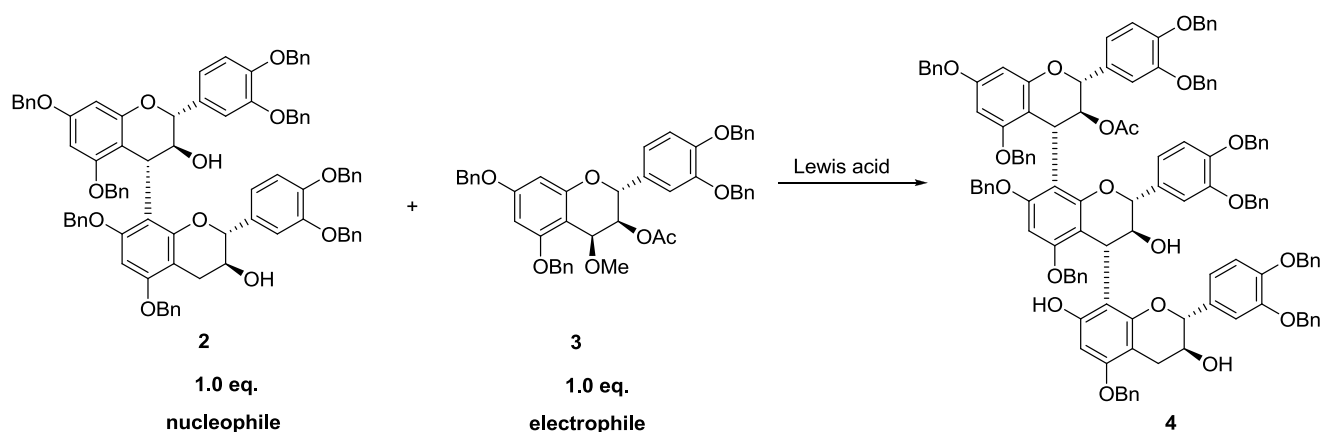


Figure 1. The structure of procyanidin C2 (**1**)

We chose octabenzylated catechin dimer **2** as a nucleophile and compound **3** as an electrophile prepared by us before.⁴ Equimolar condensation of **2** with **3** was examined using transition metal Lewis acids and Yb(OTf)₃ in CH₂Cl₂ (Table 1). We paid attention to silver Lewis acid because condensation can be performed under neutral conditions. Ferreira and co-workers reported that using AgBF₄ as the thiophilic Lewis acid offered advantages to control the level of oligomerization in the procyanidin B1-B4 and C2 synthesis.⁵ As shown in Table 1, AgBF₄ and AgOTf gave **4** in excellent yield. However, Yb(OTf)₃, which gave good results for dimer condensation, afforded low yield. Due to the bulkiness of Yb(OTf)₃, it seemed to be difficult for dimeric nucleophile **2**, which is more bulky than monomeric nucleophile, to attack C-4 position of electrophile **3** (Scheme 1, Table 1). In the case of Cu(OTf)₂, the yield was low although starting materials were consumed within 3h.



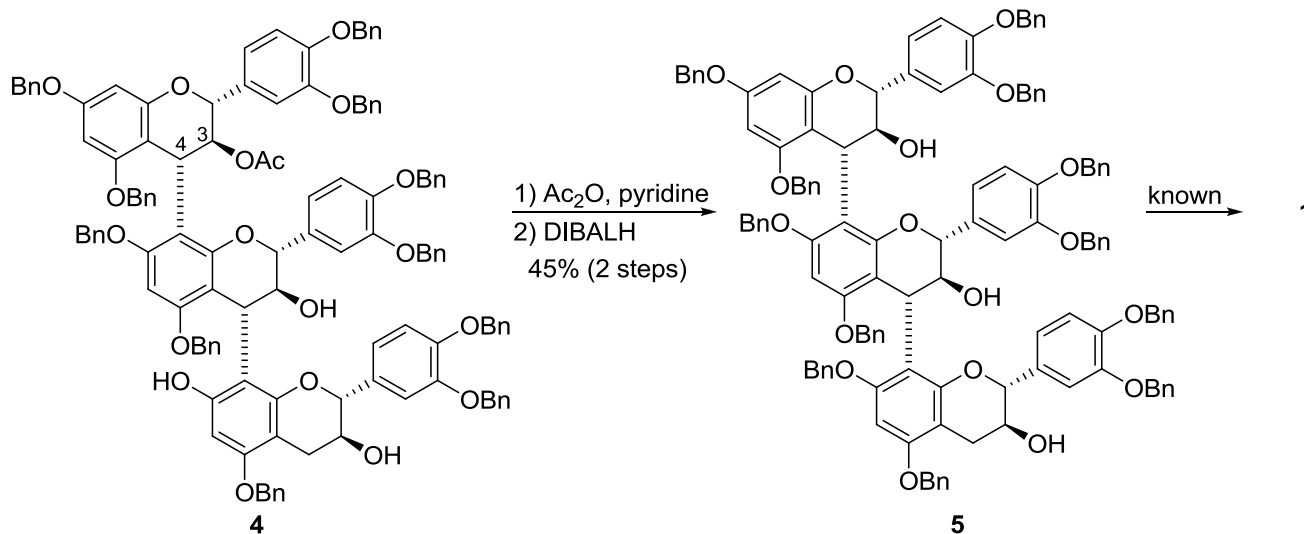
Scheme 1. Lewis acid catalyzed equimolar condensation between nucleophile **2** and electrophile **3**

Table 1. Equimolar coupling reaction of **2** and **3** by Lewis acids^a

Lewis acids ^b	Time (h)	Yield (%)
Yb(OTf) ₃	12	13
Cu(OTf) ₂	3	23
AgBF ₄	3	85
AgOTf	3	86

^aThe reaction was carried out at room temperature in CH₂Cl₂.^b1.0 equivalent of Lewis acid was used.

In order to confirm the stereochemistry at C-4 position, compound **4** was transformed into known compound **5**.^{3a} Hydrolysis of the acetate of **4** using NaOMe under reflux did not give **5**. Thus diol **4** was acetylated using Ac₂O in pyridine to give triacetate and subsequent DIBALH reduction afforded **5**.⁶ The ¹H and ¹³C NMR spectral data of **5** were identical with those of the reported values.^{3a} This result indicated that electrophile **3** reacted with nucleophile **2** at C-4 position in a stereoselective manner to afford 3,4-*trans* trimer **4**. Triol **5** can be transformed into procyanidin C2 (**1**) by a known procedure (Scheme 2).^{3a} The synthesis of various types of procyanidin oligomers using equimolar condensation of nucleophile and electrophile in the presence of Lewis acid are currently underway.

**Scheme 2.** Transformation of known compound **5** from **4**

REFERENCES AND NOTES

1. D. Ferreira and X.-C. Li, *Nat. Prod. Rep.*, **2000**, *17*, 193.
2. D. Ferreira and X.-C. Li, *Nat. Prod. Rep.*, **2002**, *19*, 517.
3. For recent synthetic studies on catechin and/or epicatechin trimer: A. Saito, A. Tanaka, M. Ubukata, and N. Nakajima, *Synlett*, **2004**, 1069; (b) A. Saito, Y. Doi, A. Tanaka, N. Matsuura, M. Ubukata, and N. Nakajima, *Bioorg. Med. Chem.*, **2004**, *12*, 4783; (c) K-i. Oyama, M. Kuwano, M. Ito, K.

- Yoshida, and T. Kondo, *Tetrahedron Lett.*, 2008, **49**, 3176; (d) A. Saito, Y. Mizushima, A. Tanaka, and N. Nakajima, *Tetrahedron*, 2009, **65**, 7422; (e) K. Ohmori, N. Ushimaru, and K. Suzuki, *Proc. Natl. Acad. Sci. U.S.A.*, 2004, **101**, 12002; (f) A. P. Kozikowski, W. Tückmantel, G. Boettcher, and L. J. Romanczyk, Jr., *J. Org. Chem.*, 2003, **68**, 1641.
4. (a) Y. Mohri, M. Sagehashi, T. Yamada, Y. Hattori, K. Morimura, T. Kamo, M. Hirota, and H. Makabe, *Tetrahedron Lett.*, 2007, **48**, 5891; (b) Y. Mohri, M. Sagehashi, T. Yamada, Y. Hattori, K. Morimura, Y. Hamazu, T. Kamo, M. Hirota, and H. Makabe, *Heterocycles*, 2009, **79**, 549; (c) Y. Oizumi, Y. Mohri, M. Hirota, and H. Makabe, *J. Org. Chem.*, 2010, **75**, 4884.
5. P. J. Steynberg, R. J. J. Nel, H. van Rensburg, B. C. B. Bezuidenhout, and D. Ferreira, *Tetrahedron*, 1998, **54**, 8153.
6. The data for **5** (0.82:0.18 mixture of rotational isomers): $[\alpha]_D^{22} -143$ (c 0.85, CHCl_3). ^1H NMR (500 MHz, CDCl_3 , major isomer) $\delta = 7.44\text{-}6.40$ (57.4H, m), 6.17 (0.82H, d, $J = 2.3$ Hz), 6.17 (0.82H, d, $J = 2.3$ Hz), 6.09 (0.82H, d, $J = 2.3$ Hz), 6.08 (0.82H, s), 5.22-4.40 (21.32H, m), 4.25 (0.82H, d, $J = 8.8$ Hz), 4.05-3.95 (1.64H, m), 3.81-3.75 (0.82H, m), 3.60 (0.82H, d, $J = 8.9$ Hz), 3.10 (0.82H, dd, $J = 16.0, 6.0$ Hz), 2.96 (0.82H, d, $J = 9.5$ Hz), 2.37 (0.82H, dd, $J = 16.5, 9.8$ Hz), 1.33 (0.82H, d, $J = 3.5$ Hz), 1.14 (0.82H, d, $J = 3.5$ Hz); ^{13}C NMR (125MHz, CDCl_3 , major isomer) $\delta = 157.9, 157.8, 156.7, 155.5, 155.4, 155.2, 155.1, 155.0, 153.8, 149.2, 149.2, 149.1, 148.8, 148.6, 137.7, 137.5, 137.5, 137.4, 137.3, 137.2, 137.2, 137.1, 137.1, 136.0, 132.4, 132.4, 131.7, 128.9\text{-}126.9, 121.1, 120.7, 120.6, 115.1, 114.9, 114.8, 114.6, 114.2, 113.8, 112.4, 109.4, 108.8, 102.4, 94.7, 93.8, 92.0, 91.8, 81.8, 81.0, 80.4, 73.1, 73.0, 71.9\text{-}69.8, 68.4, 37.6, 37.5, 28.5$; ESIMS: $m/z = 1969.8$ $[\text{M}+\text{Na}]^+$.