

HETEROCYCLES, Vol. 83, No. 12, 2011, pp. 2731 - 2767. © 2011 The Japan Institute of Heterocyclic Chemistry  
Received, 21st September, 2011, Accepted, 21st October, 2011, Published online, 2nd November, 2011  
DOI: 10.3987/REV-11-717

## SYNTHETIC ACCESSES TO AZOLYLTHIAZOLES

**Bakr F. Abdel-Wahab,<sup>1\*</sup> Hanan A. Mohamed,<sup>1</sup> Abdelbasset A. Farahat,<sup>2</sup> and Kamal M. Dawood<sup>3</sup>**

<sup>1</sup>Applied Organic Chemistry Department, National Research Centre, Dokki, 12622 Giza, Egypt; <sup>2</sup>Department of Chemistry, Georgia State University, Atlanta, GA, 30303, USA and Department of Pharmaceutical Organic chemistry, Faculty of Pharmacy, Mansoura University, Mansoura 35516, Egypt; <sup>3</sup>Chemistry Department, Faculty of Science, Cairo University, Giza 12613, Egypt

Corresponding author. Tel: 202 3371635; Fax: 202 7601877

E-mail: Bakrfatehy@yahoo.com

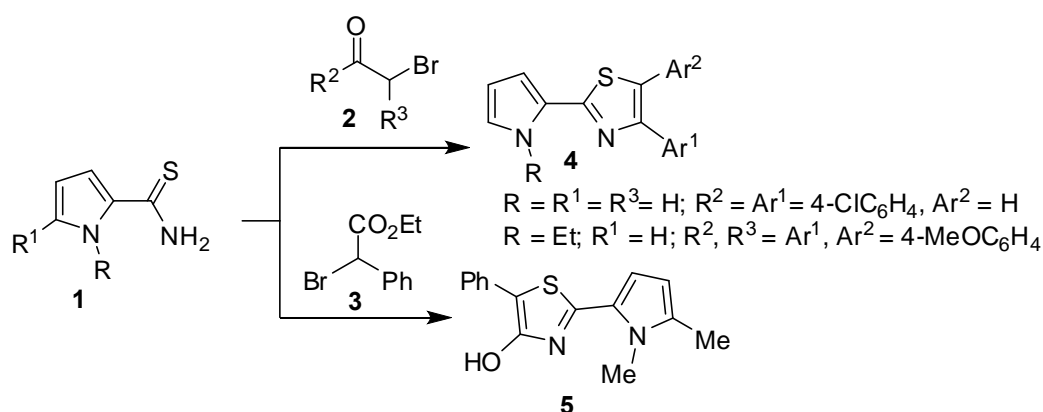
**Abstract** – Published data over the last years on the methods of synthesis and biological applications of azolythiazoles are reviewed here for the first time till 2011. The review was classified according to the type of azole ring linked to thiazole.

### 1. INTRODUCTION

The linking of a thiazole ring with different azoles moieties by one single covalent bond give rise to a class of heterocyclic systems known as azolythiazoles which have diverse biological activities. Bithiazole derivatives play an important role in the synthesis of polymers possessing magnetic properties,<sup>1</sup> manufacture of high-performance electroluminescent devices such as light-emitting diodes,<sup>2</sup> and medicine, for example, aminoalkyl derivatives of 2,4'-bithiazole-4-carboxylic acid were shown to exhibit antitumor activity.<sup>3</sup> 2',4'-Disubstituted 2,4'-bithiazoles represent an important class of natural products which exhibit an intriguing and diversified spectrum of biological activities. Bleomycins<sup>4</sup> and tallysomycins<sup>5</sup> are glycopeptide antibiotics which carry a bithiazole amino acid at their C-terminal position. Another field of application of bithiazole derivatives includes synthesis of macrobicyclic cryptands.<sup>6</sup> Despite of this versatile importance and in connection to our previous review articles about azolythidiazoles<sup>7</sup> and other heterocyclic systems,<sup>8-19</sup> the azolythiazoles has not previously reviewed. In this review, the azolythiazoles systems have been classified according to the type of azole nucleus linked to thiazole.

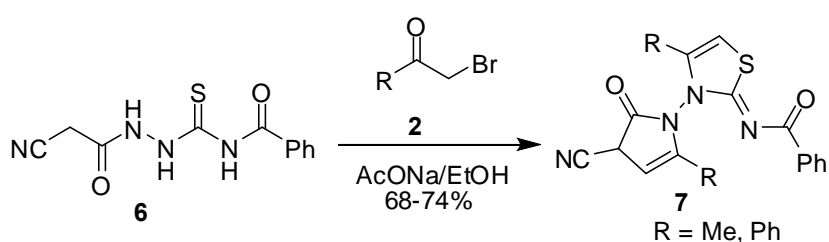
## 2. PYRROLYLTHIAZOLES

Preparation of pyrrolylthiazoles as agrochemical fungicides has been reported. Thus, pyrrole-2-thioamides **1** were cyclocondensed with phenacylbromides **2** to give 2-(1*H*-pyrrol-2-yl)thiazoles **4** which gave complete control of *Helminthosporium* teres on barley plants when sprayed at 200 ppm and inhibited arachidonate-induced blood platelet aggregation in guinea pigs.<sup>20,21</sup> While 2-(1,5-Dimethylpyrrol-2-yl)-5-phenyl-4-thiazolol **5** was synthesized by cyclocondensation of  $\alpha$ -bromo carboxylate **3** with thioamides **1** (Scheme 1).<sup>22</sup>



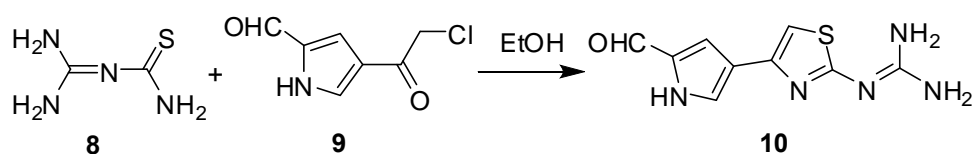
Scheme 1

The reaction of *N*-[2-(2-cyanoacetyl)hydrazinecarbonothioyl]benzamide **6** with phenacyl bromides **2** in boiling ethanol containing a catalytic amount of freshly fused sodium acetate afforded *N*-[3-(3-cyano-5-subst-2-oxo-2,3-dihydro-1*H*-pyrrol-1-yl)-4-methylthiazol-2(3*H*)-ylidene]benzamides **7** (Scheme 2).<sup>23</sup>



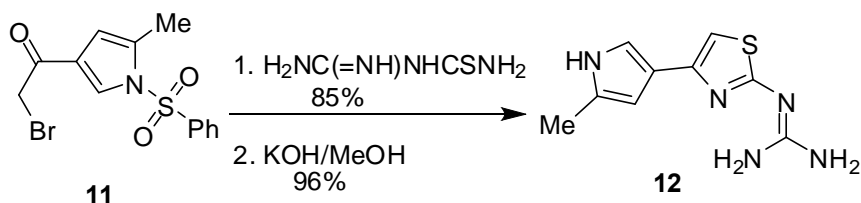
Scheme 2

4-(2-Methyl-1*H*-pyrrol-3-yl)-2-(guanidino)thiazole **10** was prepared, as antiulcer agent, by condensation of (diaminomethylene)thiourea **8** with 2-chloro-1-(2-formyl-1*H*-pyrrol-4-yl)ethanone **9** (Scheme 3).<sup>24</sup>



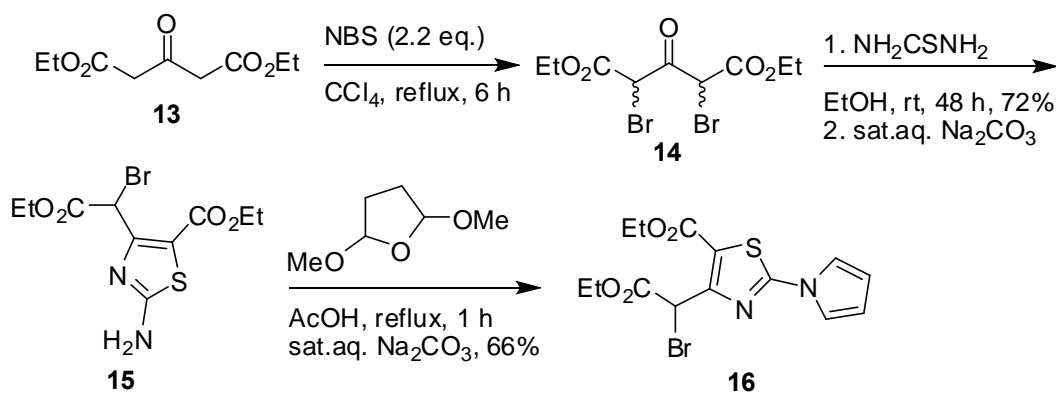
Scheme 3

2-Bromo-1-[5-methyl-1-(phenylsulfonyl)-1*H*-pyrrol-3-yl]ethanone **11** was cyclocondensed with thioamide in acetone followed by basification by refluxing in methanolic KOH to give 96% 2-[4-(5-methyl-1*H*-pyrrol-3-yl)thiazol-2-yl]guanidine **12** (Scheme 4).<sup>21</sup>



Scheme 4

Diethyl 2,4-dibromo-3-oxoglutarate **14** was synthesized by bromination of diethyl 3-oxoglutarate **13** with *N*-bromosuccinimide in carbon tetrachloride. The reaction of **14** with thiourea was carried out in ethanol at room temperature for 48 h and subsequent treatment with sodium carbonate furnished ethyl 2-(2-amino-5-ethoxycarbonylthiazol-4-yl)-2-bromoethanoate **15**. Reacting **15** with 2,5-dimethoxy-tetrahydrofuran in acetic acid gave pyrrole derivative **16** (Scheme 5).<sup>25</sup>



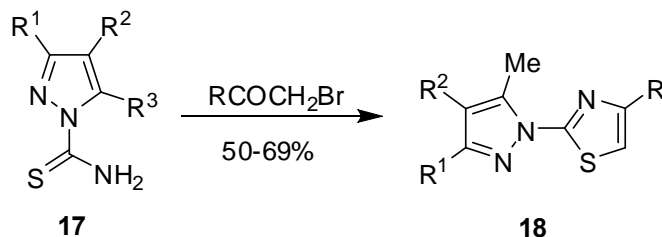
Scheme 5

### 3. PYRAZOLYLTHIAZOLES

Pyrazolyl-1,3-thiazoles were prepared by different methods such as reaction of 2-bromoketones with carbothioamide or reaction of thiazolyhydrazines with dicarbonyl or 2-ketonitrile compounds.

#### 3.1. Reaction between thiocarboxamides and 2-bromoketones

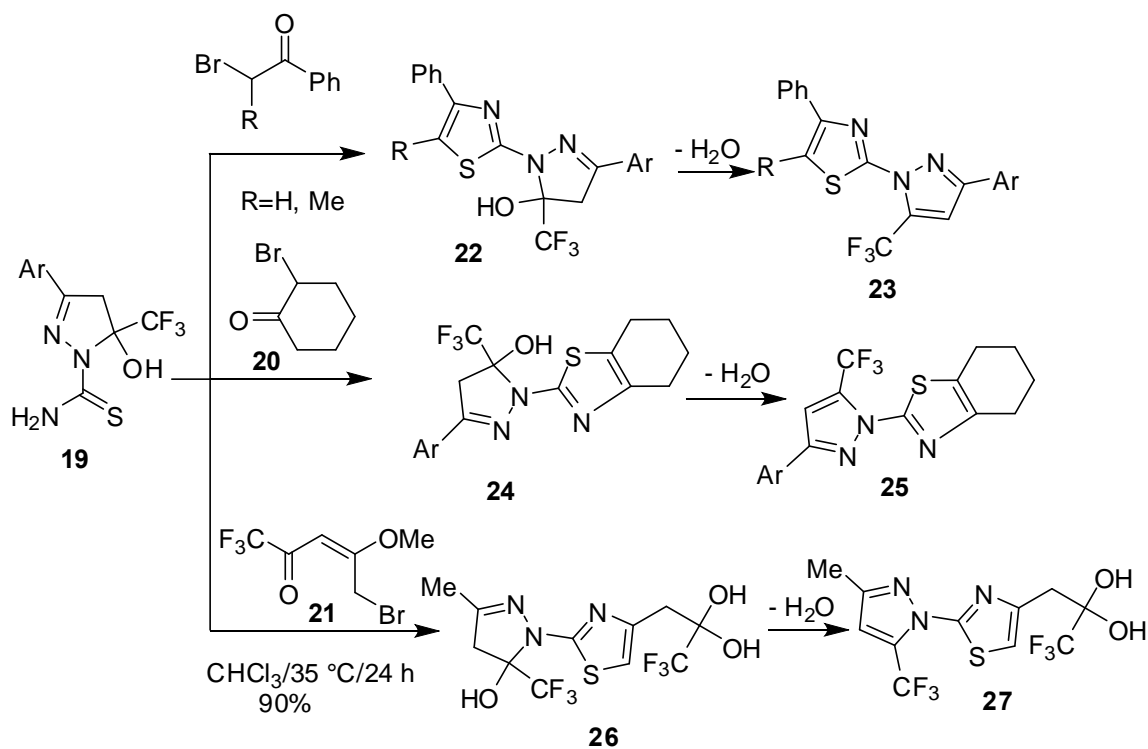
Pyrazole-1-carbothioamides **17** and phenacylbromides were refluxed in ethanol and acetic acid for 2 h to give 1-(thiazol-2-yl)-1*H*-pyrazoles **18** in good yields (Scheme 6).<sup>26-29</sup>



R = Ph, *p*-ClC<sub>6</sub>H<sub>4</sub>, *p*-BrC<sub>6</sub>H<sub>4</sub>, *p*-MeC<sub>6</sub>H<sub>4</sub>, 3-coumarinyl deriv., 3-chromonyl deriv., PhNHCOCH<sub>2</sub>,  
 R<sup>1</sup> = Me, R<sup>2</sup> = H, PhN:N; R<sup>1</sup> = PhNH, R<sup>2</sup> = H; R<sup>3</sup> = NH<sub>2</sub>, Me

Scheme 6

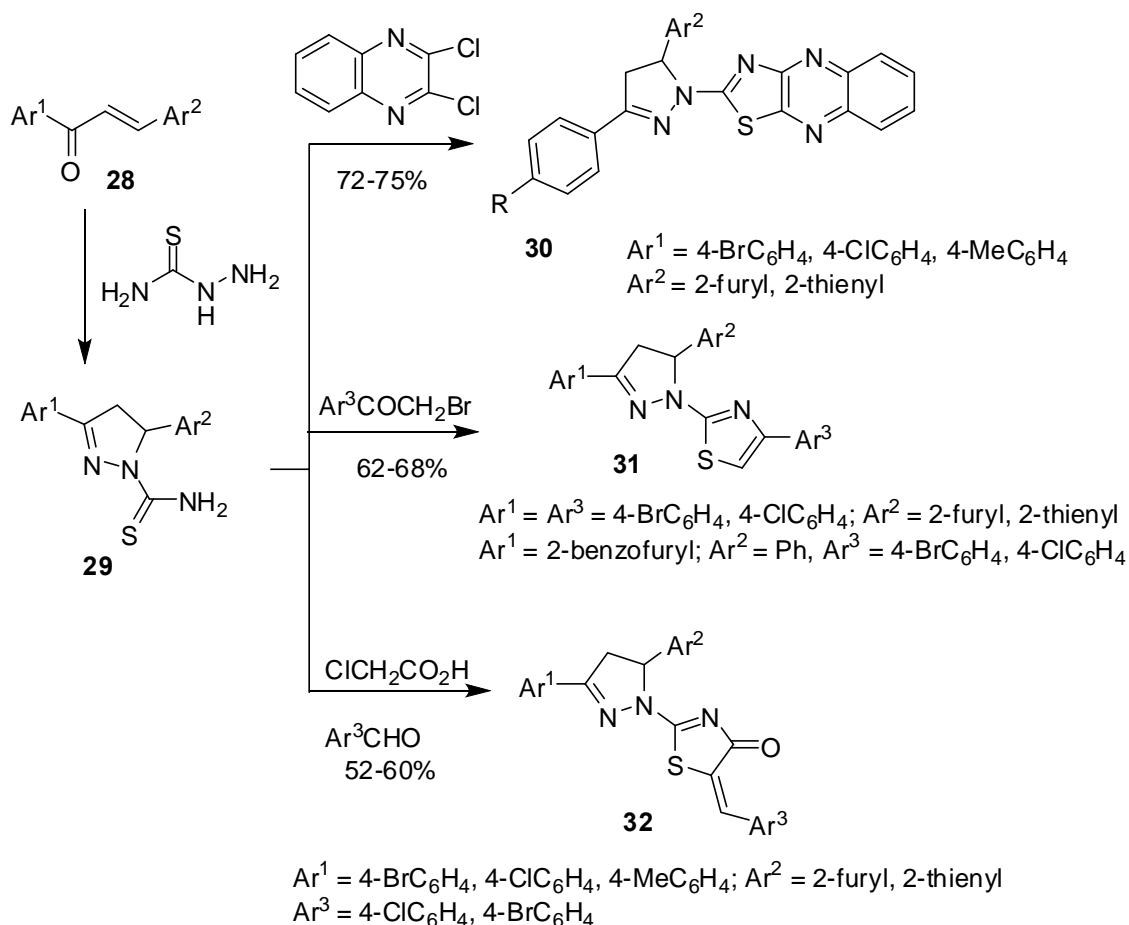
5-Hydroxy-5-trifluoromethyl-4,5-dihydro-1*H*-1-pyrazolethiocarboxyamides **19** were reacted with phenacylbromides, and 2-bromocyclohexanone **20** to give the corresponding pyrazolyl-thiazoles **23** and **25** after dehydration of **22** and **24** respectively (Scheme 7).<sup>30</sup> The reaction of 5-bromo-1,1,1-trifluoro-4-methoxy-pent-3-en-2-one **21** with 5-hydroxy-3-methyl-5-(trifluoromethyl)-4,5-dihydro-1*H*-pyrazole-1-carbothioamide **19** in chloroform under stirring for 24h at 35 °C furnished **27** after removing of water molecule from **26** (Scheme 7).<sup>31</sup>



Scheme 7

Refluxing the appropriate  $\alpha,\beta$ -unsaturated carbonyl compounds **28** with thiosemicarbazide in presence of NaOH provided the requisite **29** in good overall yields. Reactions of **29** with 2,3-dichloroquinoxaline, substituted phenacyl bromides, and chloroacetic acid and aromatic aldehydes, afforded the corresponding

3,5-diaryl-1-(thiazolo[4,5-*b*]quinoxalin-2-yl)-2-pyrazoline derivatives **30**; 3,5-diaryl-1-(4-aryl-2-thiazolyl)-2-pyrazolines **31**; 3,5-diaryl-1-(5-arylidene-4,5-dihydro-4-oxo-2-thiazolyl)-2-pyrazolines **32** (Scheme 8).<sup>32-35</sup>

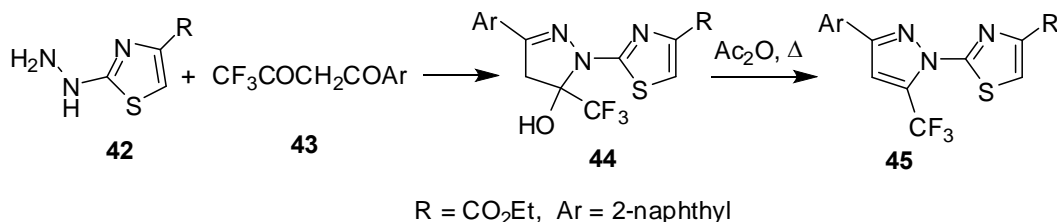


Scheme 8

7-Benzylidene-3,3*a*,4,5,6,7-hexahydro-3-phenyl-2-thiocarbamoyl-2*H*-indazole **34** was synthesized by the reaction of 2,6-bis-benzylidenecyclohexanone **33** with thiosemicarbazide in presence of NaOH. Reaction of **34** with 2,3-dichloroquinoxaline, substituted phenacyl bromides in absolute ethanol, and aromatic aldehydes and chloroacetic acid in presence of a mixture of acetic acid and acetic anhydride gave the corresponding fused 7-benzylidene-3,3*a*,4,5,6,7-hexahydro-3-phenyl-2-(thiazolo[4,5-*b*]quinoxalin-2-yl)-2*H*-indazole **35**, 2-(4-aryl-2-thiazolyl)-7-benzylidene-3,3*a*,4,5,6,7-hexahydro-3-phenyl-2*H*-indazole analogues **36** and 2-(5-arylidene-4,5-dihydro-4-oxo-2-thiazolyl)-7-benzylidene-3,3*a*,4,5,6,7-hexahydro-3-phenyl-2*H*-indazole derivatives **37** (Scheme 9).<sup>33</sup>

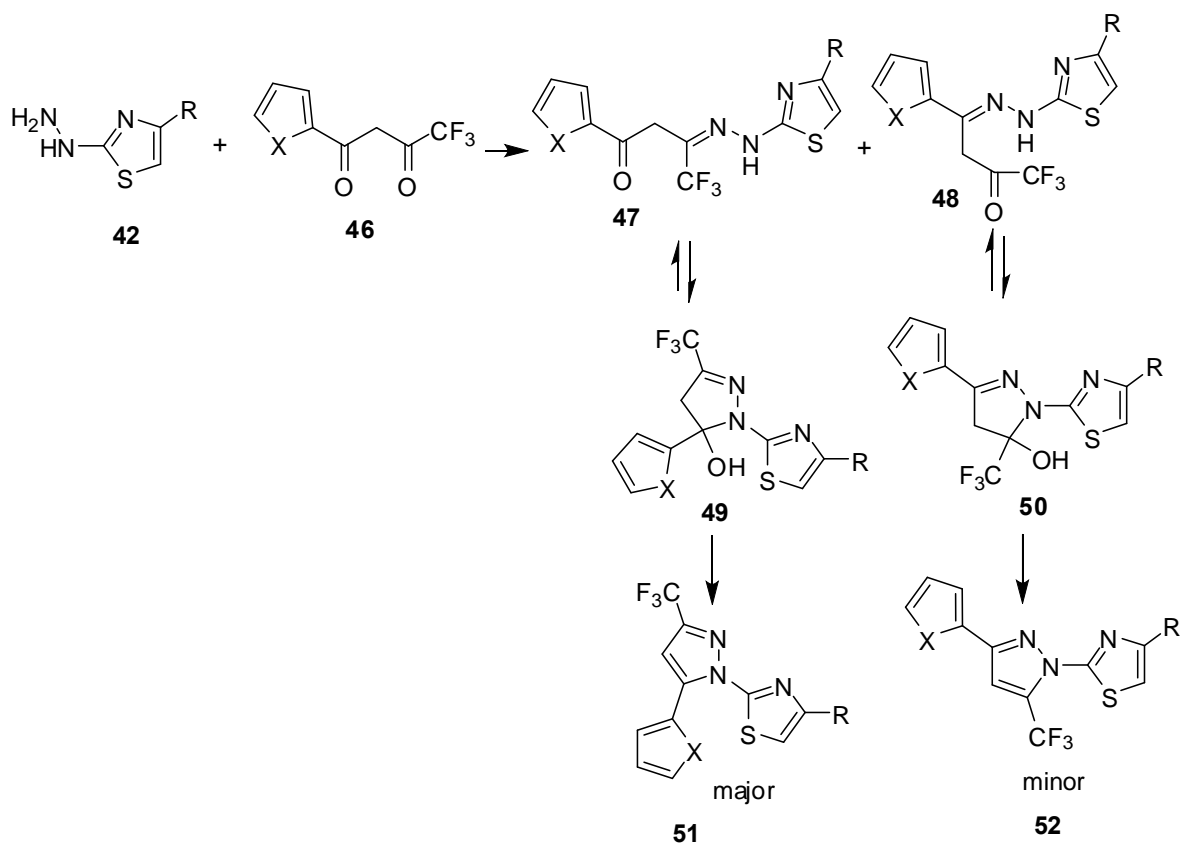


unsymmetrical  $\beta$ -diketones was reported. 2-Pyrazolinylthiazoles **44** were prepared regioselectively by cyclocondensation of 4-substituted-2-hydrazinothiazoles **42** with 1,3-dicarbonyl compounds **43**. The aromatization of **44** via dehydration to give 2-(3-aryl-5-trifluoromethylpyrazol-1-yl)thiazoles **45** (Scheme 12) required forcing conditions (boiling acetic anhydride).<sup>38</sup>



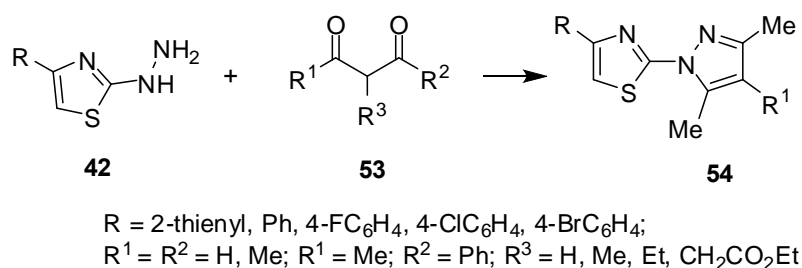
Scheme 12

Reaction of 2-hydrazinothiazoles **42** with 1-thienyl- and 1-furyl-1,3-butanediones **46** in methanol in the presence of hydrochloric acid mainly led to a mixture of pyrazoles and pyrazolines **49-52** in strong acidic conditions. Isomeric hydrazones and pyrazolines **47-50** were formed and isolated in these reactions in the absence of hydrochloric acid. It has been shown that the regioselectivity in the reaction of diketones with 2-hydrazinothiazoles is governed by both the concentration of acid and the nature of substituents in the 1,3-diketones. Cyclization of hydrazones is shown to occur under milder conditions than dehydration for pyrazolines **49** and **50** (Scheme 13).<sup>39</sup>



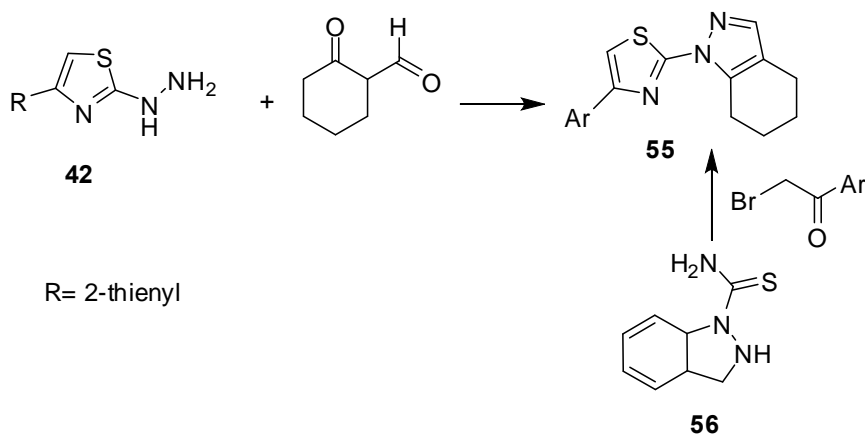
Scheme 13

The pyrazolylthiazoles **54** were prepared by the condensation of appropriate 2-hydrazino-4-arylthiazoles **42** with  $\beta$ -diketones **53** (Scheme 14).<sup>40-44</sup>



Scheme 14

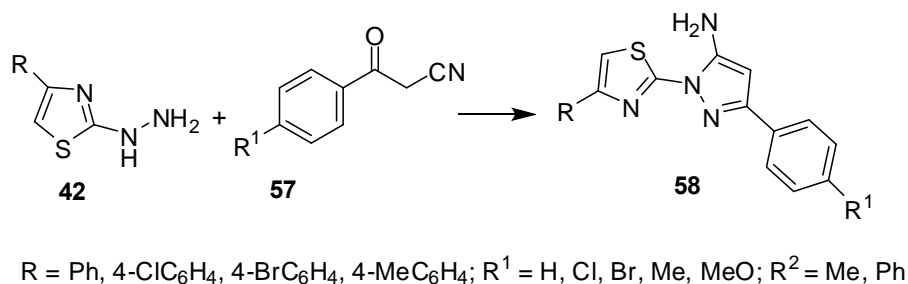
However, treatment of 2-hydrazino-4-(2-thienyl)thiazole **42** with 2-formylcyclohexanone yielded **55** as major product. Which could be obtained exclusively by the reaction of tetrahydroindazolyl-1-thiocarboxamide **56** and phenacyl bromides (Scheme 15).<sup>43</sup>



Scheme 15

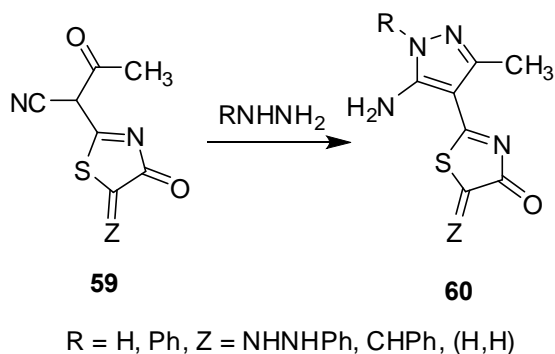
### 3.3. Reaction with $\beta$ -keto-nitriles

Condensation of 2-hydrazinothiazole **42** and 4-arylacetonitriles **57** gave 52-73% pyrazolylthiazoles **58** (Scheme 16).<sup>26</sup>



Scheme 16

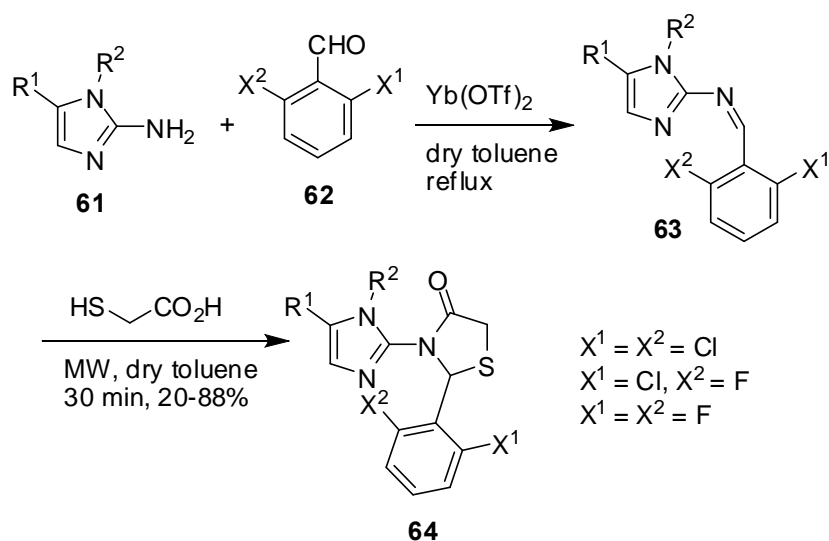
Thiazolinonylpyrazoles **60** were synthesized via the reactions of 2- $\alpha$ -cyanoacetyl-2-thiazolin-4-one **59** with hydrazine derivatives (Scheme 17).<sup>45</sup>



Scheme 17

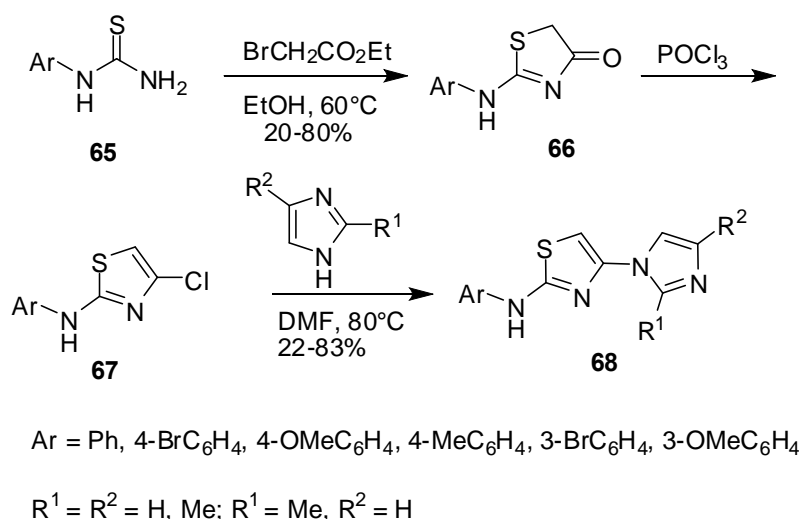
#### 4. IMIDAZOLYLTHIAZOLES

Microwave-assisted synthesis of a novel class of imidazolylthiazolidin-4-ones has reported. Thus, generation of imidazolylthiazolidin-4-ones achieved **64**, in two steps, by reacting a mixture of 5-phenyl-1*H*-imidazol-2-amine **61**, 2,5-disubs. benzaldehyde **62** in dry toluene using 5 mol% of  $\text{Yb}(\text{OTf})_3$  as catalyst, followed by reaction with mercaptoacetic acid under microwave irradiation (Scheme 18).<sup>46</sup>



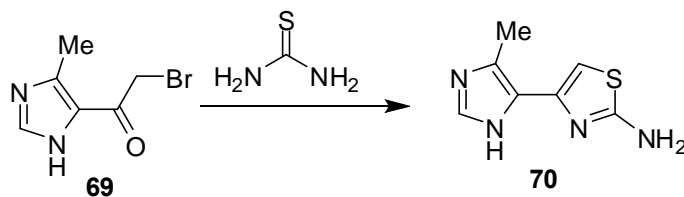
Scheme 18

Ring closure of arylthioureas **65** with ethyl bromoacetate followed by chlorination of the resulting 2-phenylaminothiazol-4-ones **66** with phosphorus oxychloride yielded (4-chlorothiazol-2-yl)phenylamines **67** as intermediates. The desired [4-(imidazol-1-yl)-thiazol-2-yl]phenylamines **68** were obtained by nucleophilic aromatic substitution in DMF solution, using the respective imidazoles in excess as reagents and bases which used as potent Colchicine site binding Tubulin inhibitors (Scheme 19).<sup>47</sup>



Scheme 19

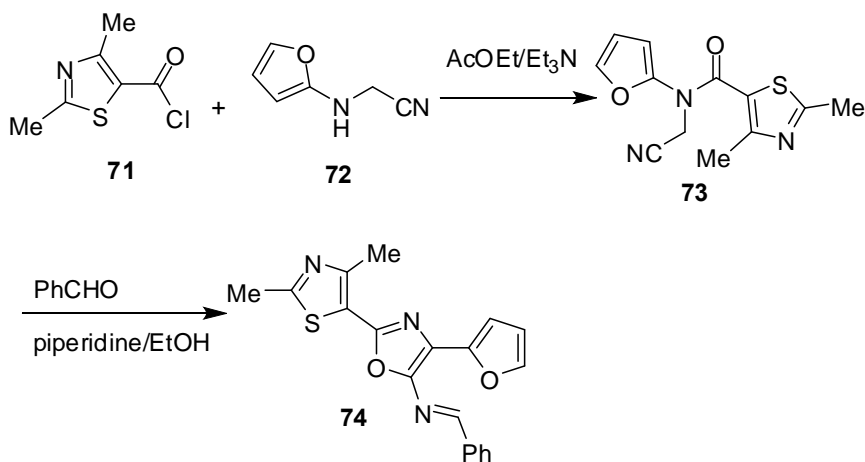
4-(4-Methyl-5-imidazolyl)thiazole **70** was prepared by reaction of 4-methyl-5-bromoacetylthiazole **69** with thiourea (Scheme 20).<sup>48</sup>



Scheme 20

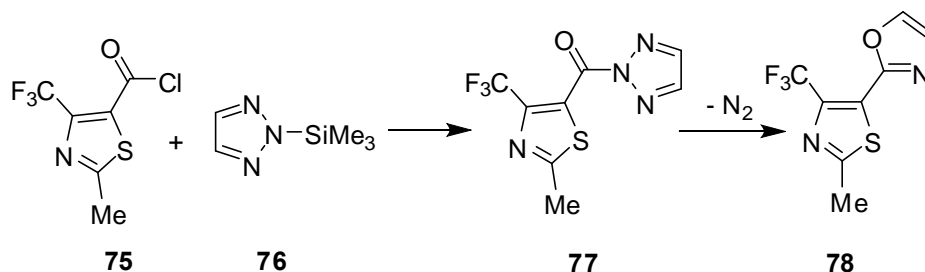
## 5. Thiazolyloxazoles

Agrochemical microbicides contain thiazolyloxazoles **74** prepared by treatment of  $\alpha$ -furyl-aminoacetonitrile **72** in ethyl acetate/triethylamine with 2,4-dimethylthiazole-5-carboxylic acid chloride **71** at room temperature to give **73** which in ethanol was treated with benzaldehyde in the presence of piperazine at 60 °C for 2 h to afford **74** (Scheme 21).<sup>49</sup>



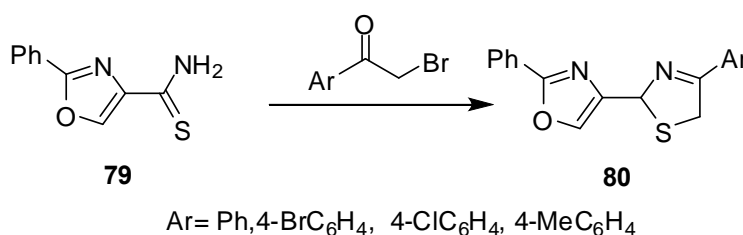
Scheme 21

Upon reacting thiazole **75** with 2-trimethylsilyl-1,2,3-triazole **76** in refluxing toluene for three days gave thiazolyl oxazole **78** in a 86% yield by nitrogen elimination rearrangement reaction of the triazole amide **77** (Scheme 22).<sup>50</sup>



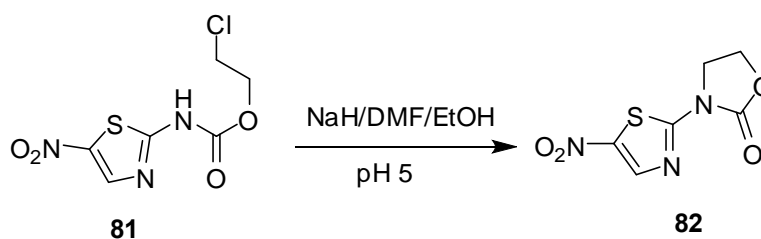
Scheme 22

Reaction of 2-aryloxazole-4-carboxylic acid thioamides **79** with different phenacylbromides gave 4-(thiazol-2-yl)oxazoles **80** in high yield (Scheme 23).<sup>51</sup>



Scheme 23

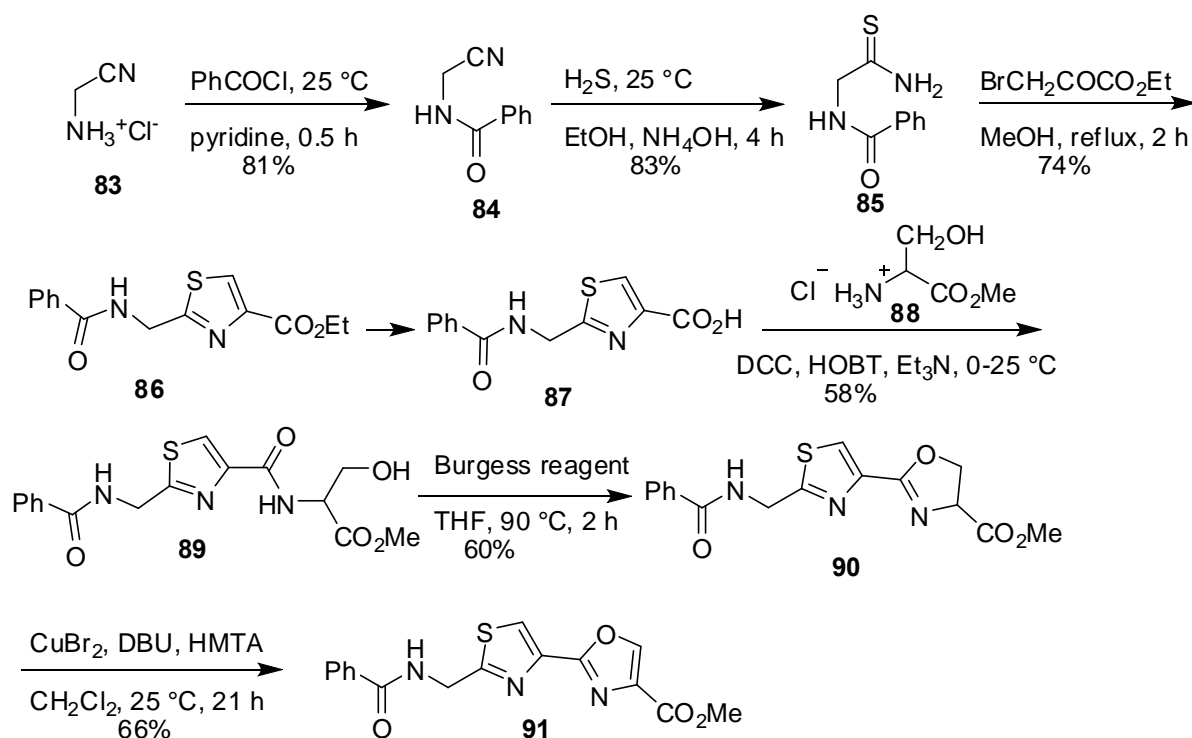
3-(5-Nitro-2-thiazolyl)-2-oxazolidinone **82** was obtained by refluxing 2-chloroethyl 5-nitrothiazol-2-ylcarbamate **81** in DMF with sodium hydride and ethanol at pH 5 (Scheme 24).<sup>52-54</sup>



Scheme 24

The synthesis of a directly connected thiazole-oxazole ring system **90** present in Microcin B17 was reported. Aminoacetonitrile hydrochloride **83** was converted to **84** under standard benzoylation conditions. Hydrogen sulfide treatment of an aqueous ethanolic ammonia solution of **84** provided the thioamide **85**, which on condensation with ethyl bromopyruvate in boiling methanol afforded the fully protected thiazole amino acid **86**. Selective hydrolysis of the ester group provided **87**, which the coupling

of **87** with *DL*-serine methyl ester **88** preceded under standard solution to afford 2-(benzamidomethyl)-4-*N*-[1-(methoxycarbonyl)-2-hydroxyethyl]carbamoyl]thiazole **89** which undergo cyclization using Burgess reagent {methyl *N*-[(triethylammonio)sulfonyl]carbamate}, the aromatization of dihydroxazole **90** was performed using CuBr<sub>2</sub>-DBU system to afford **91** (Scheme 25).<sup>55</sup>

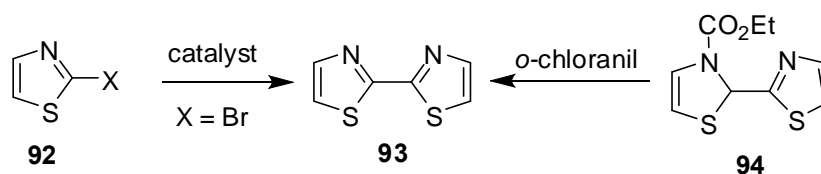


Scheme 25

## 6. BITHIAZOLES

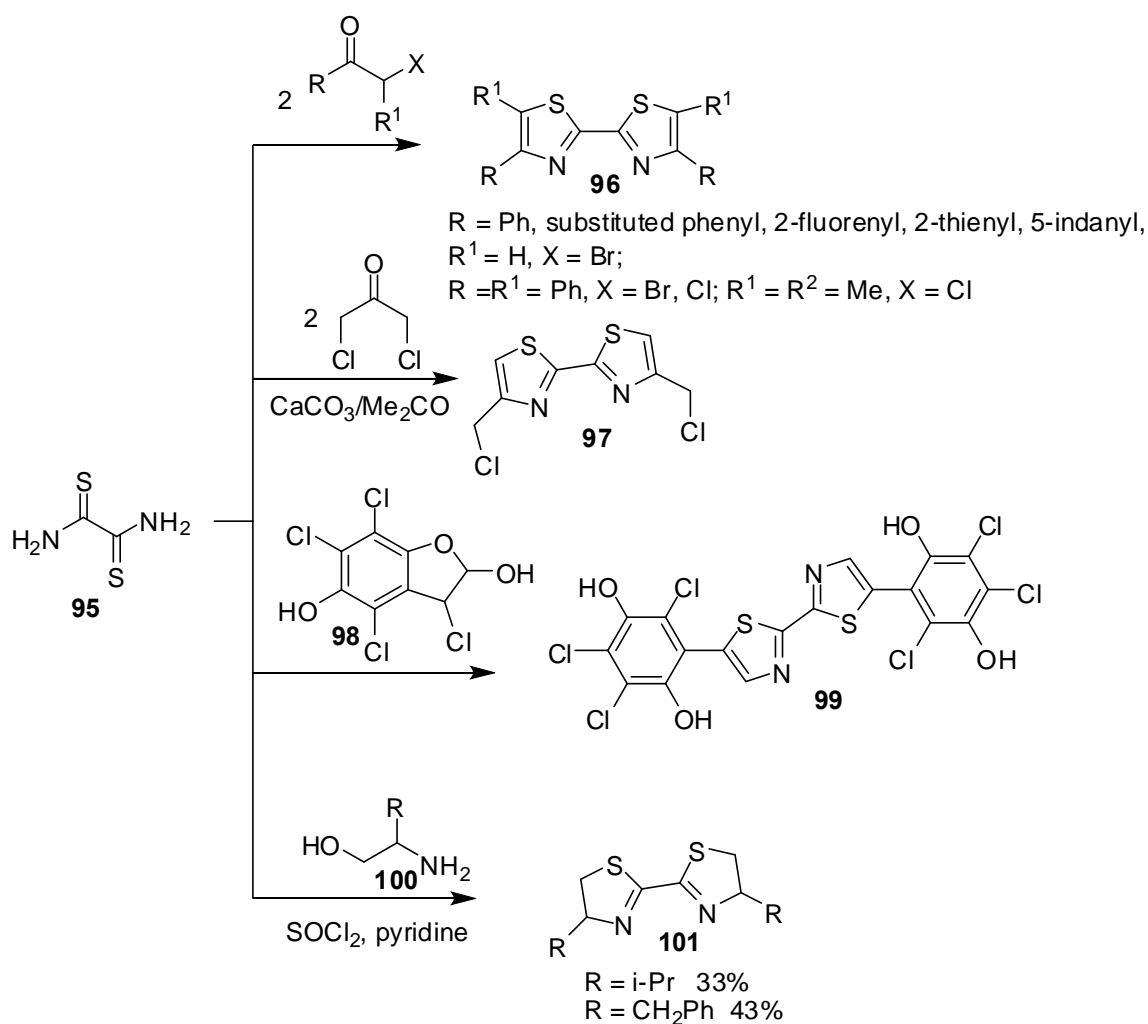
### 6.1. 2,2'-BITHIAZOLES

2,2'-Bithiazole **93** has been synthesized in good yield via homocoupling of 2-bromothiazole **92** in the presence of a catalyst such as Pd(OAc)<sub>2</sub>/LiCl (72% yield)<sup>56</sup>; Pd(OAc)<sub>2</sub>/*n*-Bu<sub>4</sub>NBr/*i*-Pr<sub>2</sub>EtN (86% yield)<sup>56</sup>; Pd(PPh<sub>3</sub>)<sub>4</sub>/Bu<sub>3</sub>SnSnBu<sub>3</sub> (79% yield)<sup>57</sup>; BuLi/CuCl (52% yield)<sup>58</sup> (Scheme 26). Also, 2,2'-bithiazole **93** was prepared by decarboxylation of ethyl 2-(thiazol-2-yl)thiazole-3(2*H*)-carboxylate **94** using *o*-chloranil (Scheme 26).<sup>59</sup>



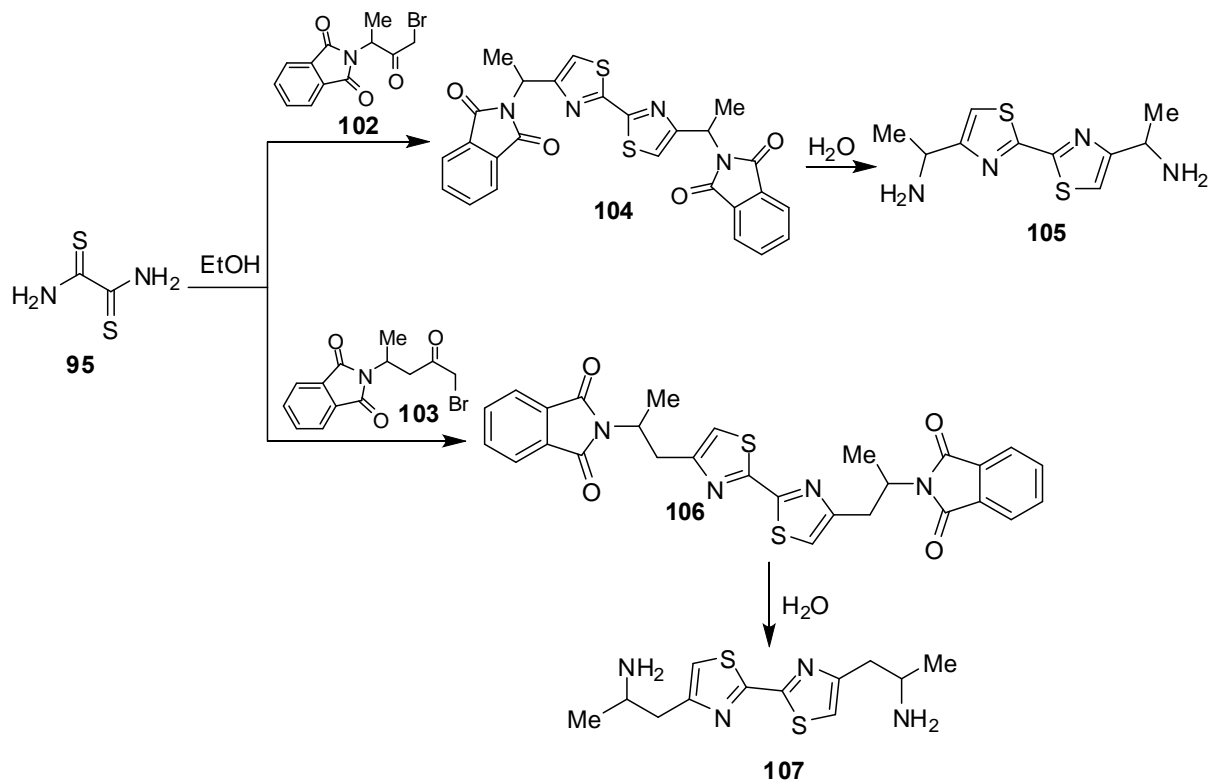
Scheme 26

Bithiazoles **96** were prepared in 80-90% yield by cyclocondensation of 1 mole rubeanic acid **95** with 2 moles appropriate  $\alpha$ -bromo ketone.<sup>60-66</sup> 4,4'-Bis(chloromethyl)-2,2'-bi-1,3-thiazole **97** was prepared by condensation of **95** and 1,3-dichloroacetone.<sup>67,68</sup> 5,5'-Bis(2,5-dihydroxy-3,4,6-trichlorophenyl)-2,2'-bithiazole **99** was synthesized from 2,5-dihydroxy-3,4,6,7-tetrachloro-2,3-dihydrobenzo[*b*]furan **98** and dithiooxalyl diamide **95**.<sup>69</sup> 2,2'-Bithiazolines **101** were prepared by reaction of 2-amino-alcohol derivatives **100** with ethanebis(thioamide) **95** in two steps (Scheme 27).<sup>64,70</sup>

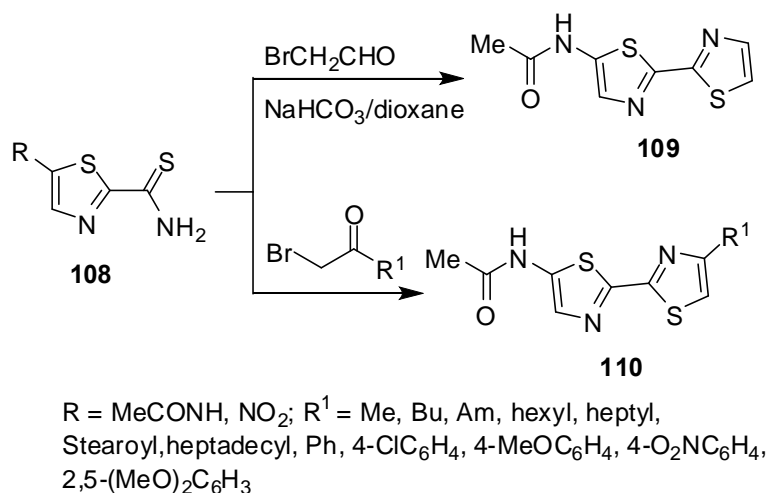


Scheme 27

Condensation of 2-(4-bromo-3-oxobutan-2-yl)isoindoline-1,3-dione **102** and 2-(5-bromo-4-oxopentan-2-yl)isoindoline-1,3-dione **103** with ethanebis(thioamide) **95** in ethanol gave the corresponding 4,4'-bis(1,2-phthalimidoethyl)-2,2'-bithiazole **104** and 4,4'-bis(2-phthalimidopropyl)-2,2'-bithiazole **106** in good yields, hydrolyzed to the di-HCl salts of 4,4'-bis(1-aminoethyl)-2,2'-bithiazole **105** and 4,4'-bis(2-aminopropyl)-2,2'-bithiazole **107** (Scheme 28).<sup>71</sup>

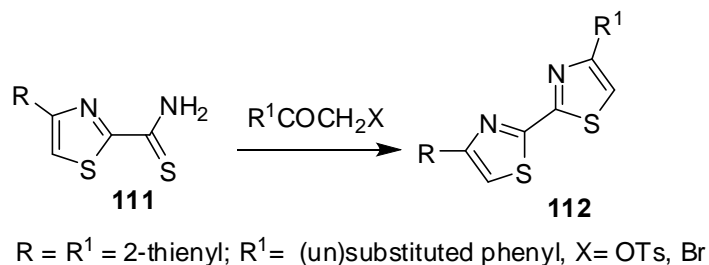


Refluxing 2-thiocarbamylthiazoles **108** with 2-bromoacetaldehyde in dioxane gave 5-acetyl-2,2'-bithiazole **109**. Condensation of 2-thiocarbamylthiazoles **108** with the appropriate bromoketone by refluxing in glacial AcOH or dioxane and purification gave 5-acetamido-4'-alkyl-2,2'-bithiazoles **110** (Scheme 29).<sup>72,73</sup>



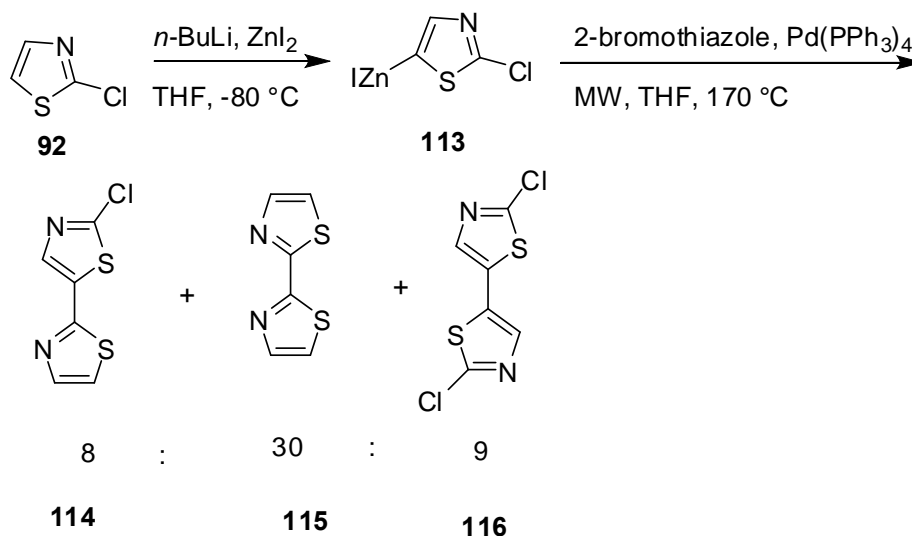
4-(2-Thienyl)thiazole-2-thiocarboxamide **111** on treatment with a variety of  $\alpha$ -tosyloxy ketones afforded 4-substituted 4'-(2-thienyl)-2,2'-bithiazoles **112**.<sup>74</sup> Condensation of **111** with phenacyl bromides gives

4-aryl-4'-(2-thienyl)-2,2'-bithiazoles **112**. Compounds **112** show varying degrees of phototoxicity when tested against mosquito larvae (Scheme 30).<sup>75</sup>



Scheme 30

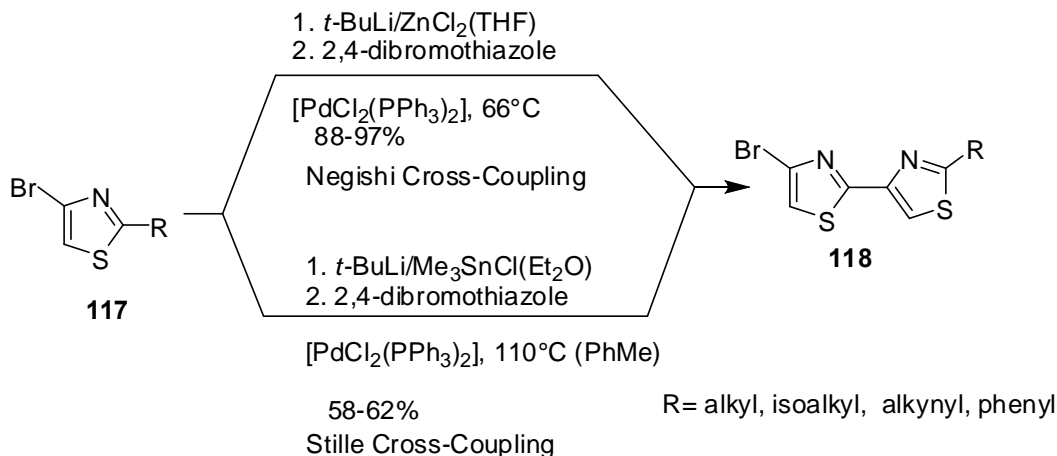
The organo-zinc intermediate **113** was converted to bithazole **114**, 2,2'-bithiazole **115**, 2,2'-dichloro-5,5'-bithiazole **116** by treatment with 2-bromothiazole, in the presence of Pd(PPh<sub>3</sub>)<sub>4</sub>, and under microwave conditions (Scheme 31).<sup>76</sup>



Scheme 31

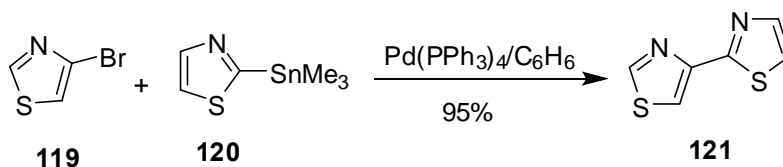
## 6.2. 2,4'-BITHIAZOLES

2'-Substituted 4-bromo-2,4'-bithiazoles were prepared from 2,4-dibromothiazole by regioselective cross-coupling reactions. Cross-coupling of an organometallic reagent with 2,4-dibromothiazole **117** should occur at the 2-position. Subsequent bromo-lithium exchange generates a carbon nucleophile that can react in a second step with another molecule of compound **117** to the desired product **118**. The Negishi cross-coupling gave high yields of the 2'-alkyl-4-bromo-2,4'-bithiazoles **118** (88-97%). The synthesis of the 2'-phenyl- and 2'-alkynyl-4-bromo-2,4'-bithiazoles **118** required a Stille cross-coupling that did not proceed as smoothly as the Negishi cross-coupling (58-62% yield) (Scheme 32).<sup>77</sup>



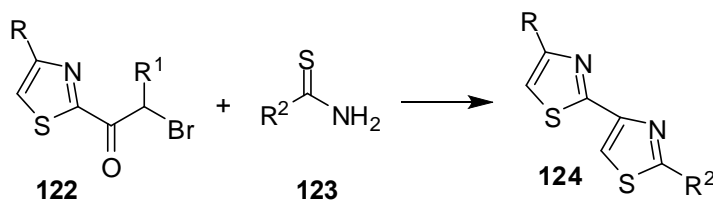
Scheme 32

2,4'-Bithiazoles **121** was prepared in 95% yield by treatment of **119** With 2-(trimethylstannyl)thiazole **120** (Scheme 33).<sup>78</sup>



Scheme 33

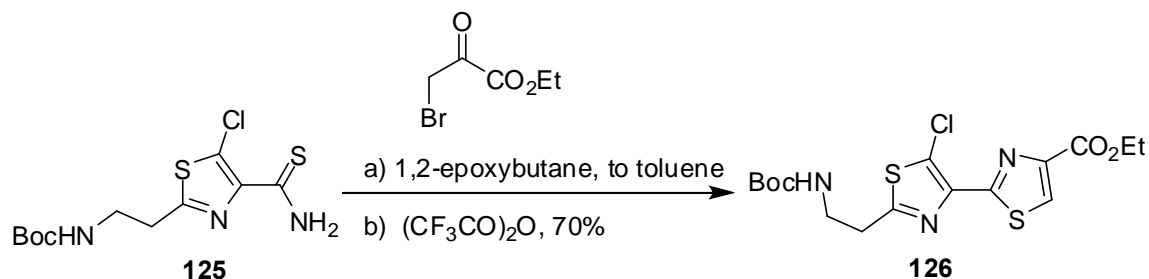
2,4'-Bithiazoles **124** obtained by cyclization of thioacetamides **123** with 2-bromo-1-(4-subst-thiazol-2-yl)-ethanone **122** (Scheme 34).<sup>79-83</sup>



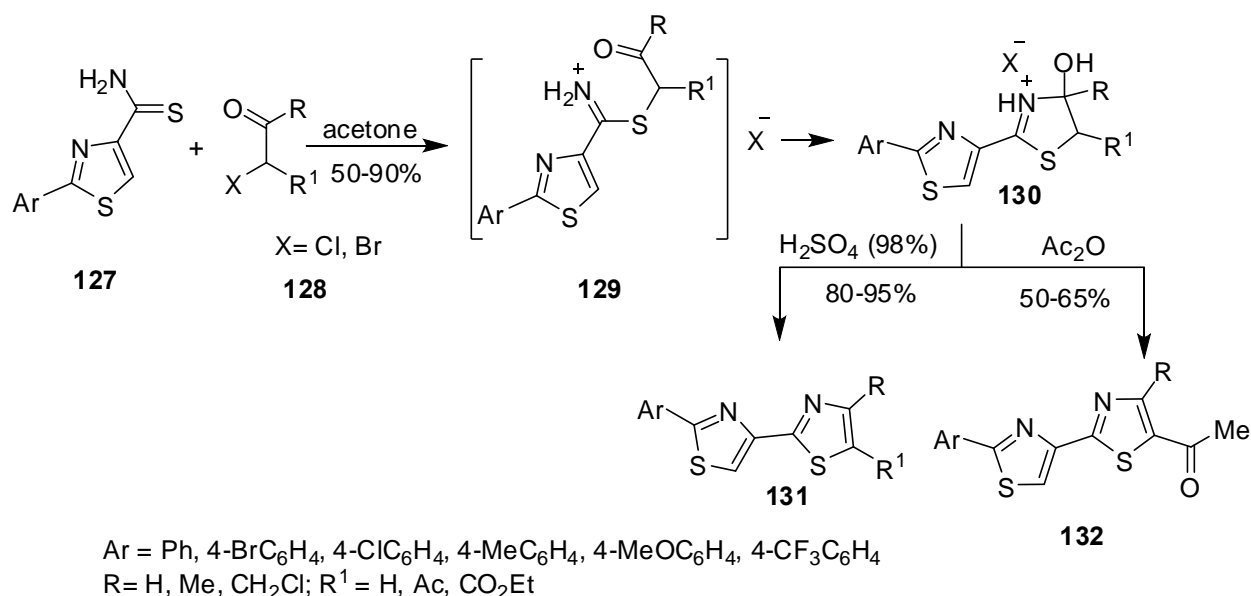
R = Ph, *p*-ClC<sub>6</sub>H<sub>4</sub>, *p*-MeC<sub>6</sub>H<sub>4</sub>, CO<sub>2</sub>Me; R<sup>1</sup> = H, Me, Et  
R<sup>2</sup> = Me, Ph, *p*-ClC<sub>6</sub>H<sub>4</sub>, *p*-MeOC<sub>6</sub>H<sub>4</sub>, NH<sub>2</sub>, PhNH, *p*-MeC<sub>6</sub>H<sub>4</sub>NH, *p*-ClC<sub>6</sub>H<sub>4</sub>NH

Scheme 34

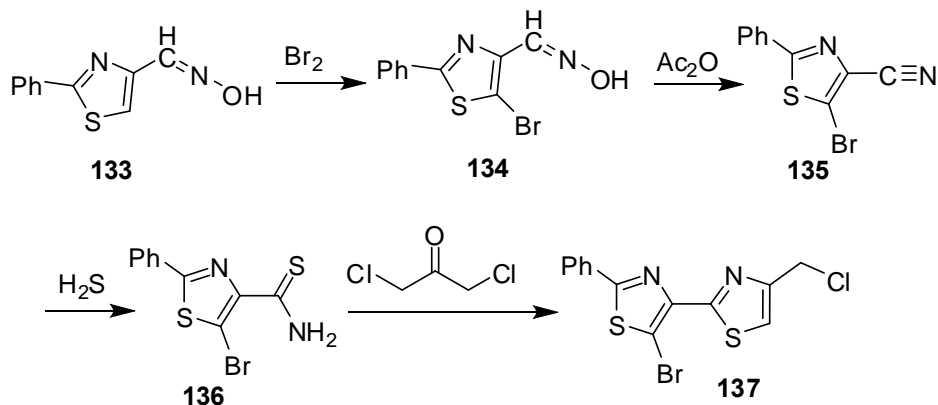
Hantzsch cyclization of **125** with ethyl bromopyruvate was performed in the presence of 1,2-epoxybutane to trap HBr as it evolved during cyclization. The crude hydroxylated intermediate was then dehydrated with trifluoroacetic anhydride in pyridine at -20 °C to afford monochlorobithiazole ethyl ester **126** in 70% yield (Scheme 35).<sup>73</sup>



Bithiazoles **130** were prepared, in 50-90% yield, by reaction of thioamides **127** with  $\alpha$ -haloketones **128** in acetone. Treatment of **130** with 98% sulfuric acid gave 2,4-bithiazole **131** in 80-95% yield, while on treatment with acetic anhydride furnished 5-acetylbithiazoles **132** (Scheme 36).<sup>84</sup>



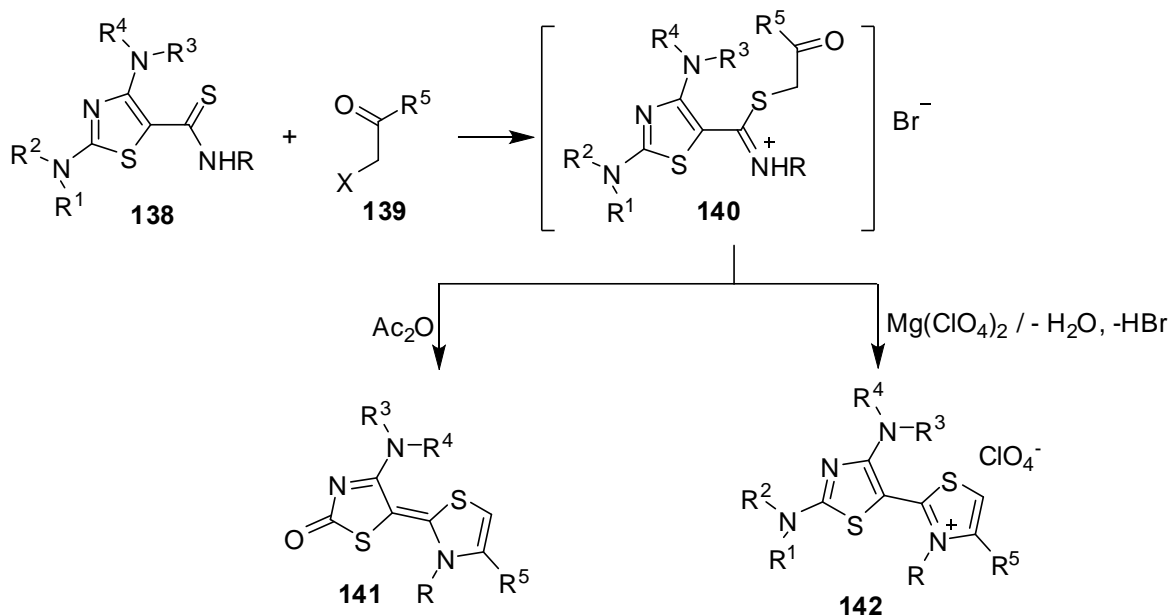
The synthesis of 2'-phenyl-5'-bromo-4-chloromethyl-2,4'-bisthiazole **137** starting from the oxime of 2-phenyl-4-formylthiazole **133** has been reported, thus, bromination of the oxime **133** followed by dehydration afforded 5-bromo-2-phenylthiazole-4-carbonitrile **135**. Thiohydrolysis of the latter gave 5-bromo-2-phenylthiazole-4-carbothioamide **136** which on treatment with 1,3-dichloropropan-2-one led to the target compound **137** (Scheme 37).<sup>85</sup>



Scheme 37

### 6.3. 2,5'-BITHIAZOLES

The 2,4-diaminothiazole-5-carbothioamides **138** react with halomethyl carbonyl compounds **139** and  $\text{Mg}(\text{ClO}_4)_2$  in  $\text{Ac}_2\text{O}$ , the corresponding 2',4'-bis(dialkylamino)-3,4-diaryl[2,5'-bithiazol]-3-ium perchlorates **141** and **142** were isolated (Scheme 38). These compounds result, obviously, via the primarily formed **140** by a ring-closure reaction between the carbonyl and iminium groups (Scheme 38).<sup>86</sup>



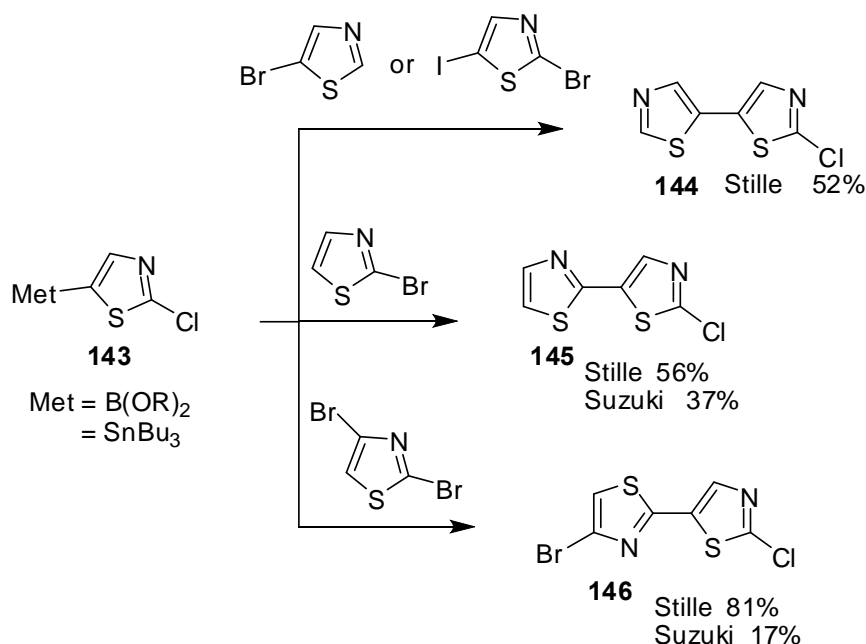
$\text{R}^1\text{R}^2\text{N} = \text{R}^3\text{R}^4\text{N} = \text{piperidin-1-yl, morpholin-4-yl}$   
 $\text{R} = 4\text{-MeOC}_6\text{H}_4, 4\text{-ClC}_6\text{H}_4; \text{R}^5 = 4\text{-NO}_2\text{C}_6\text{H}_4, 4\text{-ClC}_6\text{H}_4$

**a**  $\text{R}^1\text{R}^2\text{N} = \text{R}^3\text{R}^4\text{N} = \text{piperidin-1-yl}; \text{R} = 4\text{-MeOC}_6\text{H}_4;$   
 $\text{R}^5 = 4\text{-NO}_2\text{C}_6\text{H}_4$   
**b**  $\text{R}^1\text{R}^2\text{N} = \text{R}^3\text{R}^4\text{N} = \text{piperidin-1-yl}; \text{R} = \text{Ph};$   
 $\text{R}^5 = 4\text{-NO}_2\text{C}_6\text{H}_4$

Scheme 38

Halothiazoles **143** were submitted to the cross-coupling conditions with least-reactive 4-bromothiazole gave 36% of the cross-coupling product **144**. A similar result was obtained when 2-bromo-5-iodothiazole.

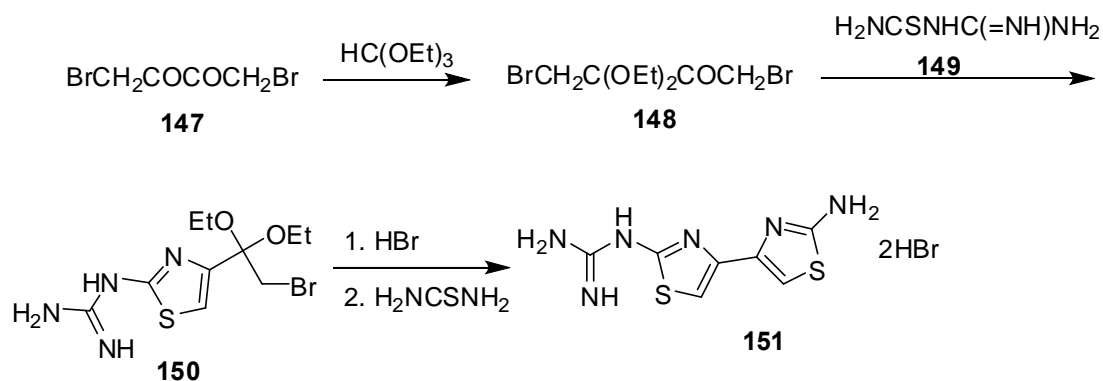
In the reaction with 2-bromothiazole, 2'-chloro-2,5'-bithiazole **145** was obtained. Finally, 2,4-dibromothiazole was cross-coupled to **143** to afford 4-bromo-2'-chloro-2,5'-bithiazole **146** (Scheme 39).<sup>76</sup>



Scheme 39

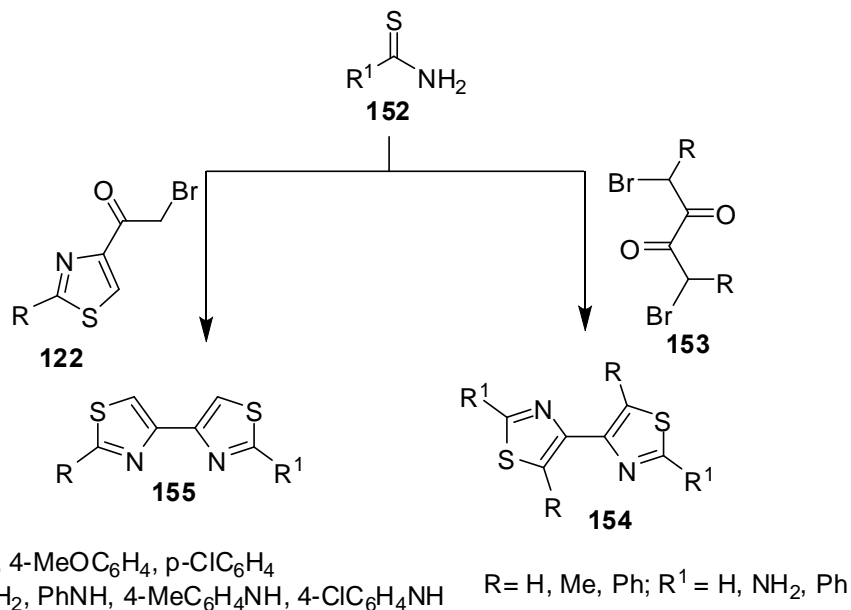
#### 6.4. 4,4'-BITHIAZOLES

1,4-Dibromobutane-2,3-dione **147** was treated with triethyl orthoformate and the resulting 1,4-dibromo-3,3-diethoxybutan-2-one **148** cyclized with thiourea derivative **149** to give 2-guanidino-4-(2-bromo-1,1-diethoxyethyl)thiazole **150**, which was hydrolyzed with HBr followed by cyclization with thiourea to give 1-(2'-amino-4,4'-bithiazol-2-yl)guanidine.2HBr **151** (Scheme 40).<sup>87</sup>



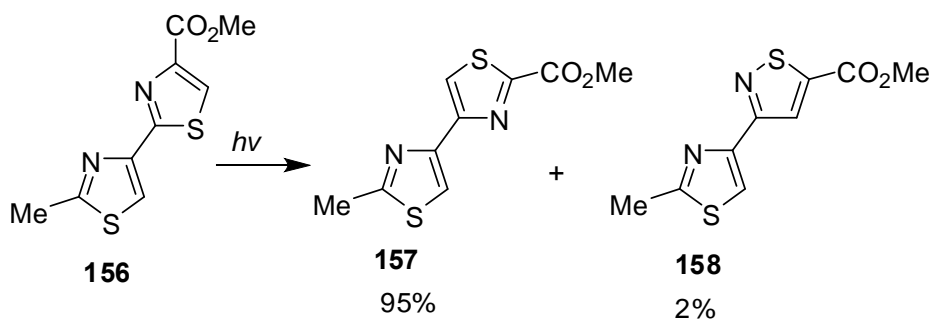
Scheme 40

Heating of the dibromoketones **153** with thioamides **152** gave 2,2'-disubst-5,5'-dimethyl-4,4'-bithiazole-HBr **154** in high yields.<sup>7,36,37</sup> On the other hand, the bithiazoles **155** was prepared by cyclization of the thiazoles **122** with thiocarboxamide **152** (Scheme 41).<sup>80</sup>



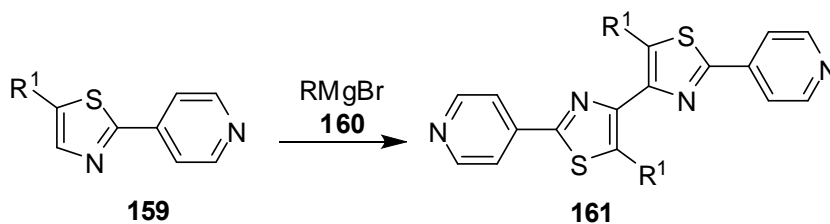
Scheme 41

External irradiation of methyl 2'-methyl-2,4'-bithiazole-4-carboxylate **156** in acetonitrile with a 60 W transilluminator (302 nm) gave 4,4'-bithiazole **157** in 95% yield as determined by HPLC. A more careful examination of the photolysate revealed the presence of another isomer **158** in 2% yield (Scheme 42).<sup>88</sup>



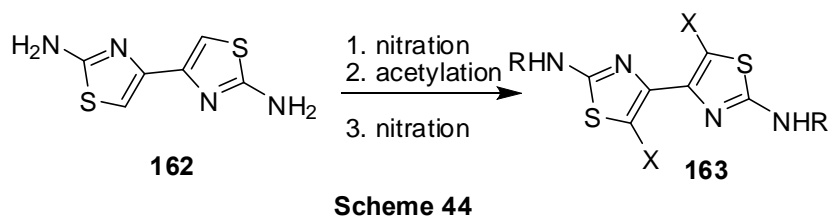
Scheme 42

Al-Azawe in 1988 reported the synthesis of 4,4'-bithiazoles **161** by treatment of pridylthiazoles **159** with Grignard reagents **160** (Scheme 43).<sup>89</sup>



Scheme 43

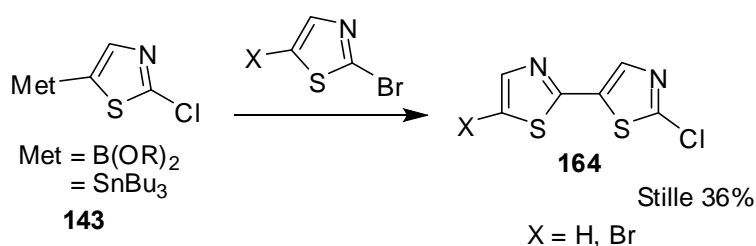
2,2'-Diamino-4,4'-bithiazole **162** was nitrated or acylated and then nitrated to obtain 2,2'-diamino-5,5'-dinitro-4,4'-bithiazole (**163**, X = NO<sub>2</sub>, R= H) and 2,2'-diamino-diacetyl-amino-4,4'-bithiazole (**163**, X = Ac, R= H) and 2,2'-diacetyl-amino-5,5'-dinitro-4,4'-bithiazole (**163**, X = NO<sub>2</sub>, R= Ac) (Scheme 44).<sup>90</sup>



Scheme 44

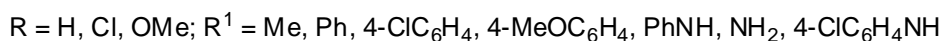
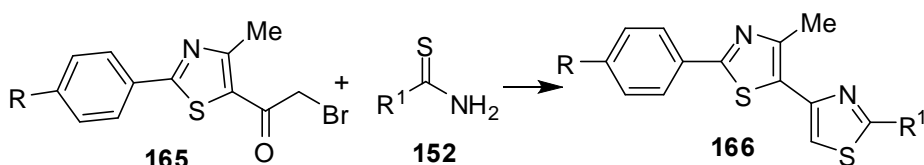
### 6.5. 4,5'-BITHIAZOLES

2'-Chloro-4,5'-bithiazoles (**164**, X= H) and 5-bromo-2'-chloro-2,5'-bithiazoles (**164**, X= Br) were obtained by cross-coupling of 2-bromothiazole derivatives with 2-chlorothiazoles **143** (Scheme 45).<sup>76</sup>



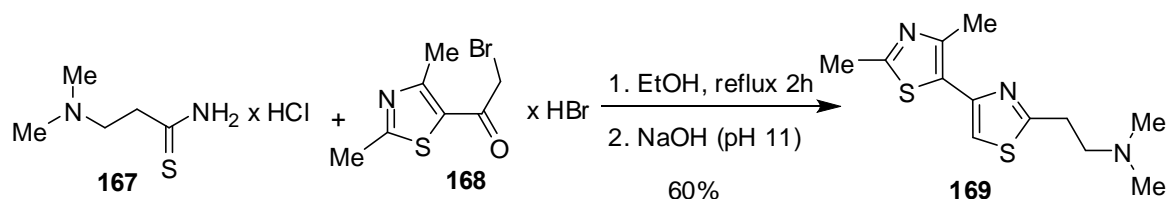
Scheme 45

The bithiazoles **166**, which have antiinflammatory activities, were prepared by cyclization of **165** with thioamides **152** (Scheme 46).<sup>91</sup>



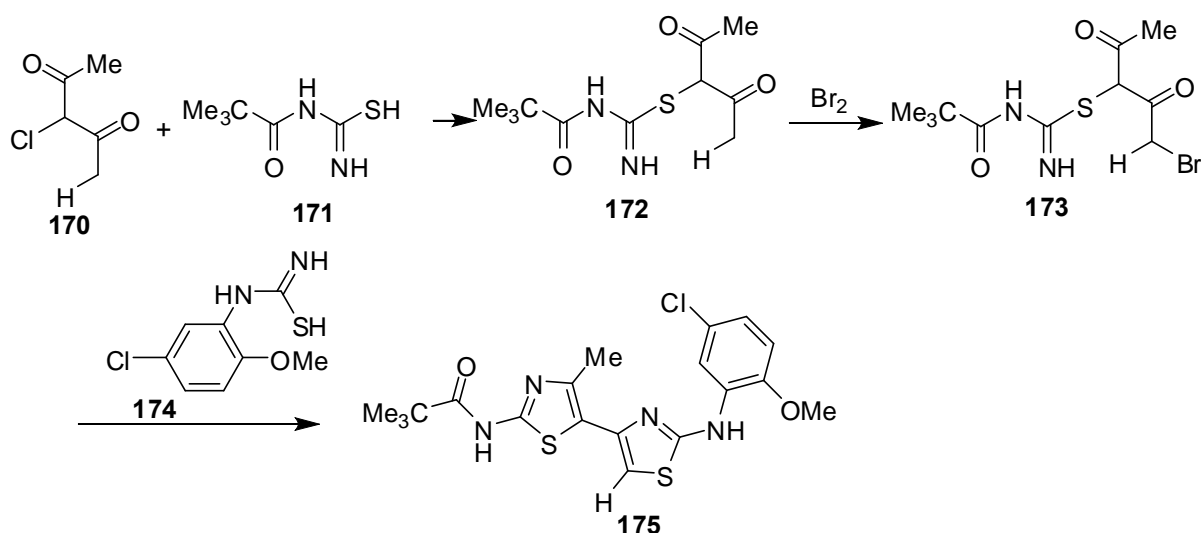
Scheme 46

Heating of 3-dimethylamino(thiopropanamide) hydrochloride **167** and 5-bromoacetyl-2,4-dimethylthiazole hydrobromide **168** in ethanol for 2h followed by basification gave 2-(2'',4''-dimethyl-4',5''-bithiazol-2'-yl)-N,N-dimethylamine **169** in 60% yield (Scheme 47).<sup>83</sup>



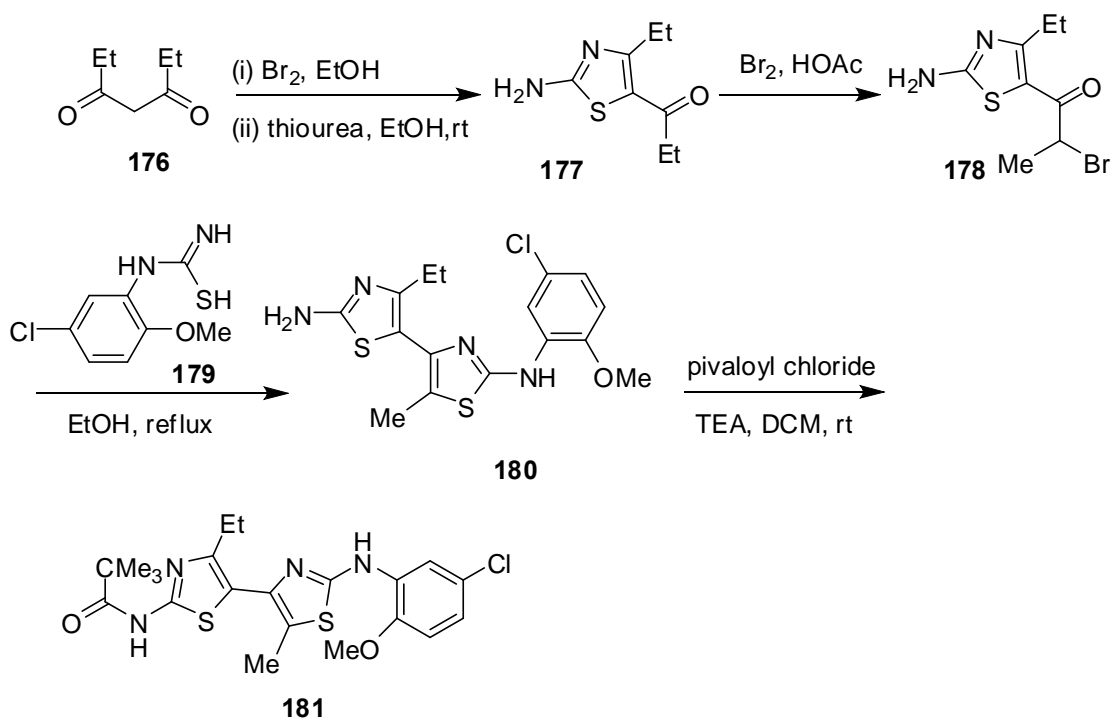
Scheme 47

The preparation of bithiazole **175** was accomplished by condensation of chlorodiketone **170** with *N*-pivaloylcarbamimidothioic acid **171** to give 1-(thiazol-5-yl)ethanone intermediate **172**.  $\alpha$ -Bromination of the later to the carbonyl of **173** and subsequent condensation with *N*-(5-chloro-2-methoxyphenyl)carbamimidothioic acid **174** delivers **175** (Scheme 48).<sup>92</sup>



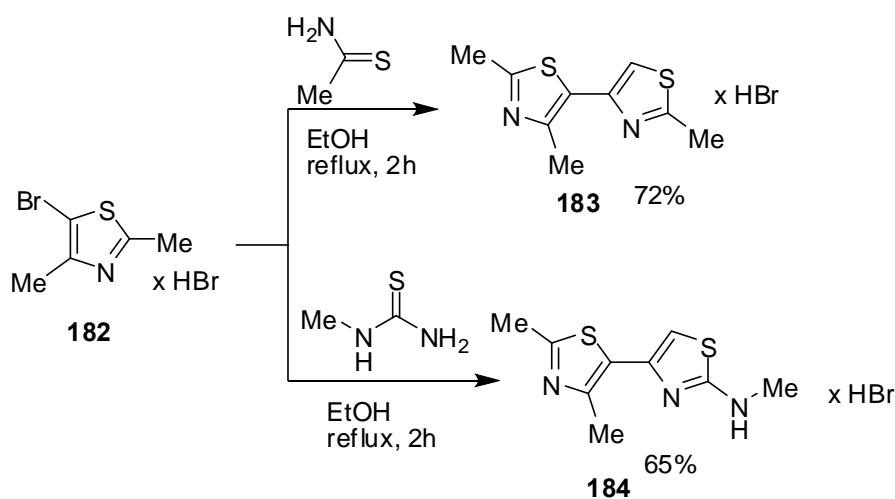
Scheme 48

1-(2-Amino-4-ethylthiazol-5-yl)propan-1-one **177** was prepared in 80% yield by bromination of 3,5-heptanedione **176** in ethanol solution followed by addition of thiourea. Bromination of **177** in acetic acid led to 1-(2-amino-4-ethylthiazol-5-yl)-2-bromopropan-1-one **178** in 86% yield. Reaction of **178** with **179** gave 4-(2-amino-4-ethylthiazol-5-yl)-*N*-(5-chloro-2-methoxyphenyl)-5-methylthiazol-2-amine **180** in 99% yield. *N*-(5-(2-(5-Chloro-2-methoxyphenylamino)-5-methylthiazol-4-yl)-4-ethylthiazol-2-yl)-pivalamide **181** was obtained in 66% yield by reaction of a suspension of **180** in DCM and TEA with pivaloyl chloride (Scheme 49).<sup>92</sup>



Scheme 49

The reaction of 5-bromo-2,4-dimethylthiazole **182** with thioacetamide and *N*-methylthiourea gave 2,2',4'-trimethyl-4,5'-bithiazole **183** and the corresponding amine **184** respectively (Scheme 50).<sup>93</sup>



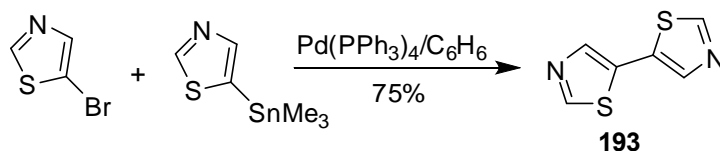
Scheme 50

*N*-Allyl-*N*-[5-(3-allyl-2-oxothiazolidin-4-ylidene)-4-oxo-4,5-dihydrothiazol-2-yl]acetamide **186** was prepared in 35% yield by heating of 2-(allylamino)thiazol-4(5*H*)-one **185** in a mixture of acetic anhydride and acetic acid (2:1 v/v) at 140 °C. Alternative synthesis of **186** in 53% yield was occurred by reaction of *N*-allyl-*N*-(4-oxo-4,5-dihydrothiazol-2-yl)acetamide **187** with 3-allylthiazolidine-2,4-dione **188** (Scheme 51).<sup>94</sup>



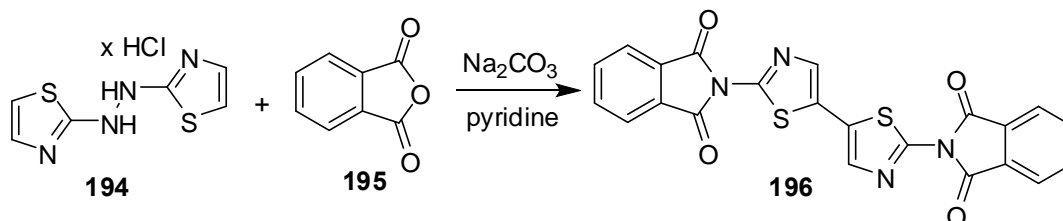
## 6.6. 5,5'-BITHIAZOLES

5,5'-Bithiazole **193** was prepared in 75% yield by treatment of 5-bromothiazole with 5-(trimethylstannyl)thiazole (Scheme 53).<sup>78</sup>



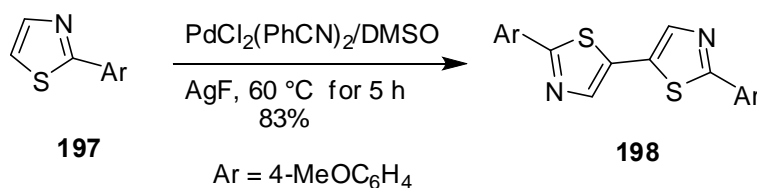
Scheme 53

2,2'-Diphthalimido-5,5'-bithiazole **196** was prepared in 20% yield by reaction 2,2'-hydrazobisthiazole-2HCl **194** with phthalic anhydride **195** (Scheme 54).<sup>96</sup>



Scheme 54

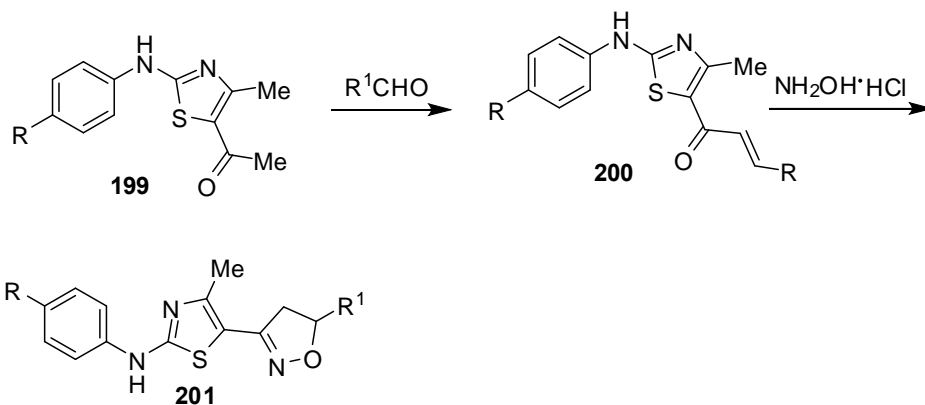
Bithiazole derivatives are prepared by coupling reaction of thiazole derivatives. Thus, a mixture of 2-(4-methoxyphenyl)thiazole **197**, PdCl<sub>2</sub>(PhCN)<sub>2</sub>, and DMSO was treated with AgF at 60 °C for 5 h to give 5,5'-bis(4-methoxyphenyl)-5,5'-bithiazole **198** in 83% yield (Scheme 55).<sup>97</sup>



Scheme 55

## 7. THIAZOLYLISOXAZOLES

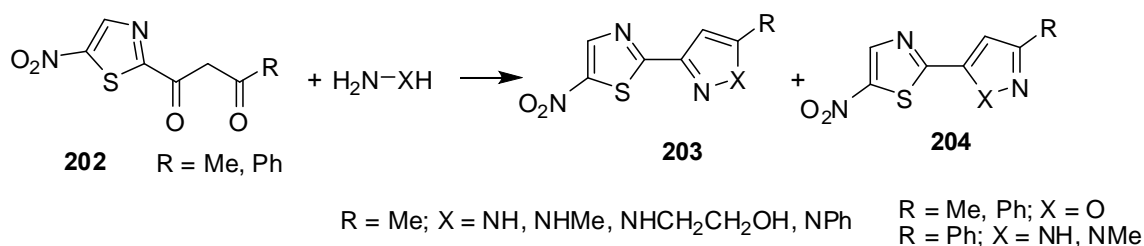
The product of Claisen Schmidt condensation of 5-acetyl-2-arylthiazoles **199** reacted with hydroxyl amine to give and thiazolylisoxazolines **201**. Some **201** were screened for fungicidal activity against *Penicillium notatum* (Scheme 56).<sup>98,99</sup>



R = H, Br, Cl, Me, OMe, OEt; R<sup>1</sup> = Ph, 2-HOC<sub>6</sub>H<sub>4</sub>, C<sub>6</sub>H<sub>4</sub>R<sub>3-4</sub>, 2-pyridyl, 2-furyl, 2-thienyl

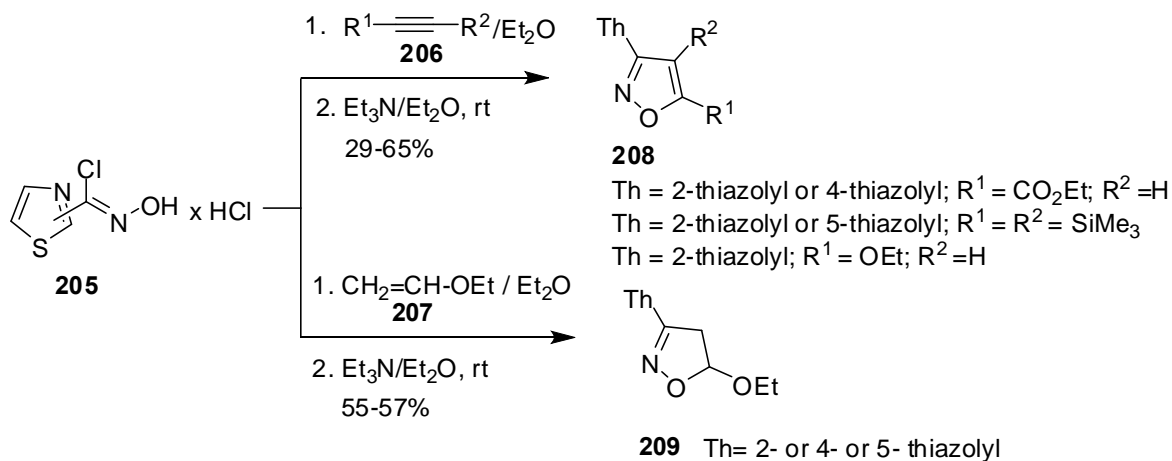
Scheme 56

1,3-Dicarbonyl compounds with a 5-nitro-2-thiazolyl moiety **202** reacted with substituted hydrazines or hydroxylamine to give 26-96% the title pyrazoles (**203**, **204** X = NH) or isoxazoles (**203**, **204** X = O). Some **203** have good antimicrobial activity (Scheme 57).<sup>100</sup>



Scheme 57

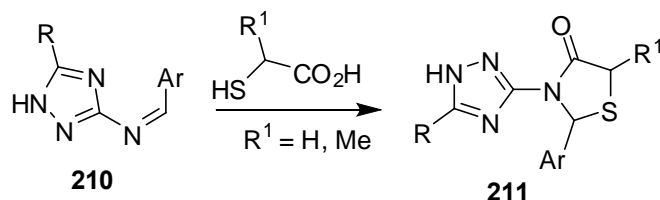
The hydroxamoyl chlorides **205** react with acetylenes **206** and alkene **207** dipolarophiles to give regioselective 3-thiazolylisoxazoles **208** and 3-thiazolylisoxazolines **209** in moderate to good yields (Scheme 58).<sup>101</sup>



Scheme 58

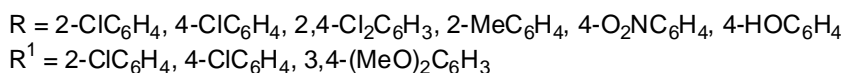
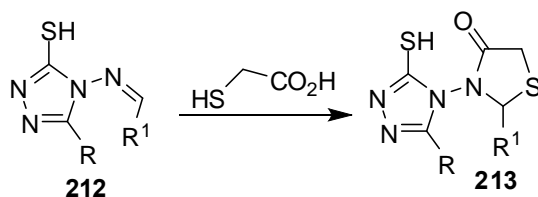
## 8. TRIAZOLYLTHIAZOLES

3-(1,2,4-Triazol-3-yl)-4-thiazolidinone derivatives **211**, showed antibacterial and antifungal activities, have been synthesized by the reaction of Schiff bases of 3-amino-1,2,4-triazoles **210** with mercaptoacetic acid and 2-mercaptopropionic acid (Scheme 59).<sup>102,103</sup>



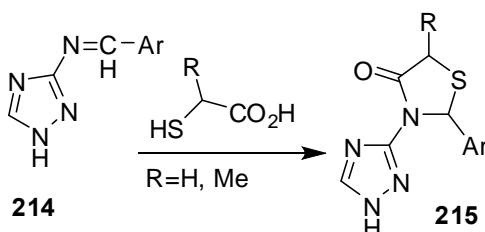
Scheme 59

Also, 3-(5'-aryl-3'-mercapto-1',2',4'-triazol-4'-yl)-2-aryl-4-thiazolidinones **213** were prepared by the cyclocondensation of mercaptoacetic acid and anils **212** (Scheme 60).<sup>104</sup>



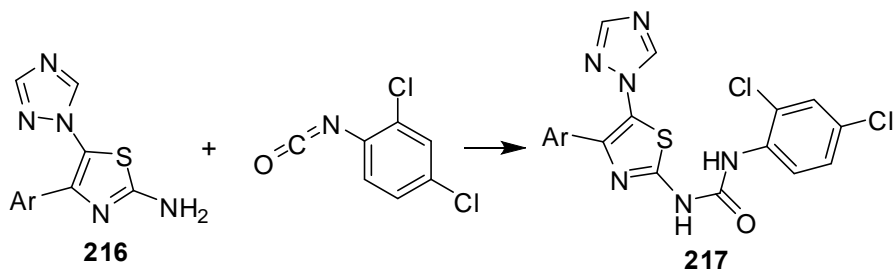
Scheme 60

3-(1,2,4-Triazol-3-yl)-4-thiazolidinone derivatives **215** has been synthesized by the reaction of Schiff bases of 3-amino-1,2,4-triazoles **214** with mercaptoacetic acid and 2-mercaptopropionic acid (Scheme 61).<sup>102</sup>



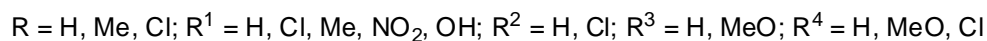
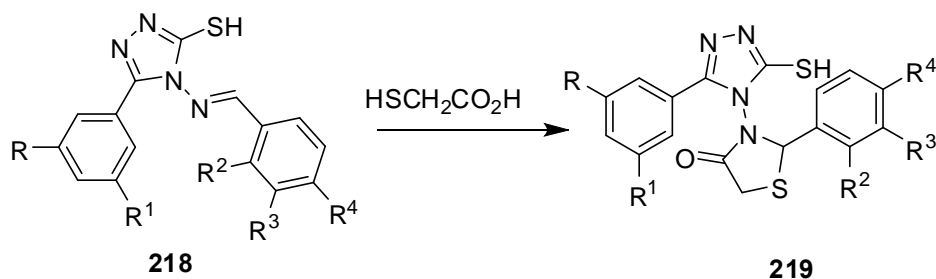
Scheme 61

1-(2,4-Dichlorophenyl)-3-[4-aryl-5-(1*H*-1,2,4-triazol-1-yl)thiazol-2-yl]urea derivatives **217** were synthesized by the reaction of 2-amino-4-(substituted phenyl)-5-(1*H*-1,2,4-triazol-1-yl)thiazoles **216** with 2,4-dichloro-1-isocyanatobenzene, the structure was confirmed by single crystal X-ray diffraction (Scheme 62).<sup>105</sup>



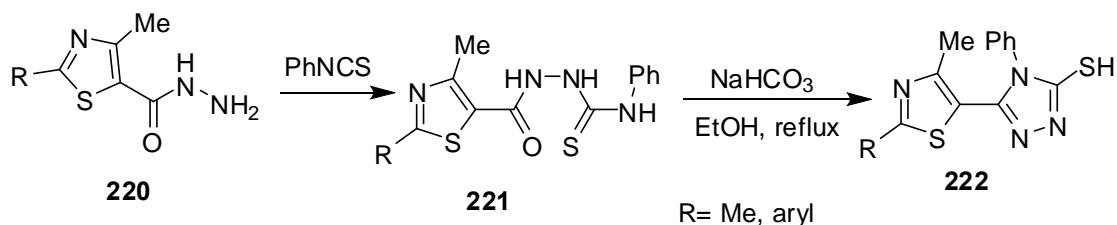
Scheme 62

3-(5'-Aryl-3'-mercapto-1',2',4'-triazol-4'-yl)-2-aryl-4-thiazolidinones **219**, have insecticidal activities, were prepared by cyclization of **218** with mercaptoacetic acid (Scheme 63).<sup>104,106,107</sup>



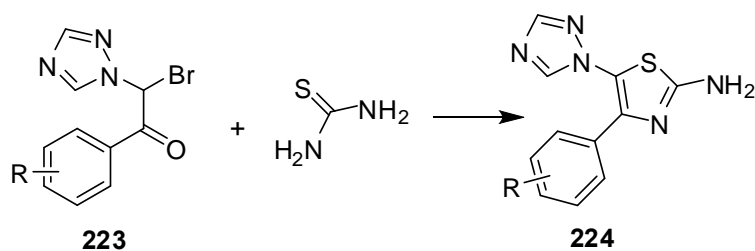
Scheme 63

Reaction of hydrazide **220** with phenyl isothiocyanate in ethanol and aqueous sodium hydroxide at room temperature gave compound **221**. Refluxing the latter compound with aqueous sodium bicarbonate afforded 4-alkyl(or phenyl)-5-(2,4-dimethyl-5-thiazolyl)-2,4-dihydro-3H-1,2,4-triazole-3-thione **222** (Scheme 64).<sup>108,109</sup>



Scheme 64

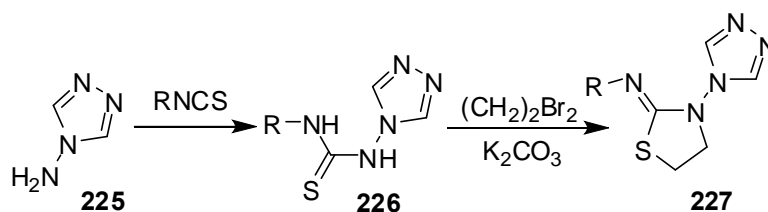
Compounds **224** were synthesized from the reaction of  $\alpha$ -bromo-substituted acetophenones **223** and thiourea by the Hantzsh reaction (Scheme 65).<sup>110</sup>



R=H, 4-F, 2-Cl, 3-Cl, 4-Cl, 2-Br, 3-Br, 4-Br, 4-OMe, 2,4-F<sub>2</sub>, 2,4-Cl<sub>2</sub>, 2,3,4-Cl<sub>3</sub>

**Scheme 65**

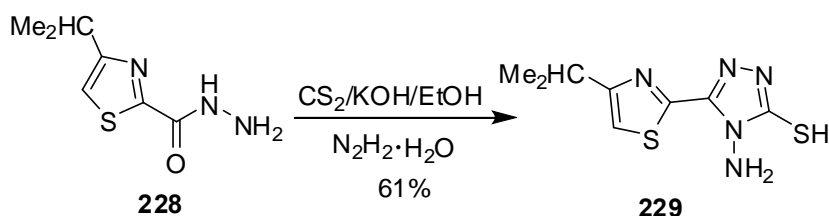
Reaction of 1,2,4-triazol-4-amine **225** with arylisothiocyanates gave thioureas **226** which underwent cyclization with 1,2-dibromoethane in the presence of potassium carbonate to afford 1,2,4-triazol-4-ylthiazolidones **227** (Scheme 66).<sup>111</sup>



R= 4-EtC<sub>6</sub>H<sub>4</sub>, 4-ClC<sub>6</sub>H<sub>4</sub>, 2-MeOC<sub>6</sub>H<sub>4</sub>, 2,4-Me<sub>2</sub>C<sub>6</sub>H<sub>3</sub>

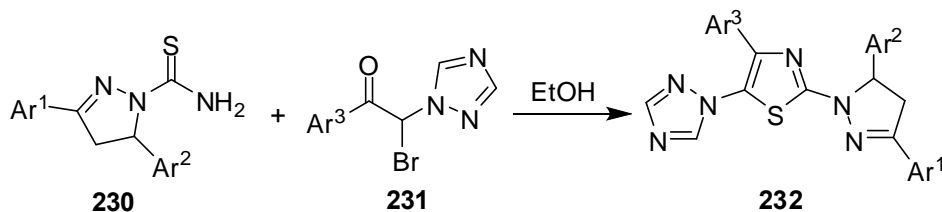
**Scheme 66**

Reacting of 4-isopropylthiazole-2-carbahydrazide **228**, with carbon disulfide under strong basic conditions followed by cyclization with hydrazine hydrate yielded 4-amino-5-(4-isopropyl-1,3-thiazol-2-yl)-4H-1,2,4-triazole-3-thiol **229** (Scheme 67).<sup>112</sup>



**Scheme 67**

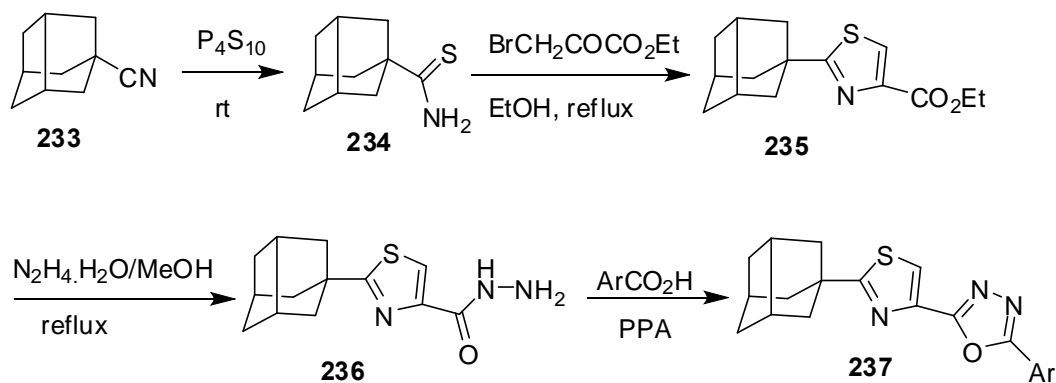
1-(4-Aryl-5-triazolyl-2-thiazolyl)-3,5-diaryl-2-pyrazolines **232** were synthesized by reacting 3,5-diaryl-1-thiocarbamoyl-2-pyrazolines **230** with 2-bromo-1-aryl-2-(1H-1,2,4-triazol-1-yl)ethanones **231** in boiling ethanol (Scheme 68).<sup>113</sup>



Scheme 68

## 9. THIAZOLYLOXADIAZOLES

2-(2-Adamant-1-yl-1,3-thiazol-4-yl)-5-aryl-1,3,4-oxadiazoles **237** was synthesized from adamantane-1-nitrile **233** in 4 steps. Adamantan-1-nitrile **233** was converted into thioamide **234** (52%), using  $P_4S_{10}$  followed by its treatment with ethyl bromopyruvate to afford **235** (80%). Hydrazinolysis of **235** gave the carbohydrazide-1,3-thiazole **236** in 75% yield. Heating **236** with substituted benzoic acids in the presence of polyphosphoric acid (PPA) furnished 1,3,4-oxadiazole derivatives **237** in 61-66% yields (Scheme 69).<sup>114</sup>

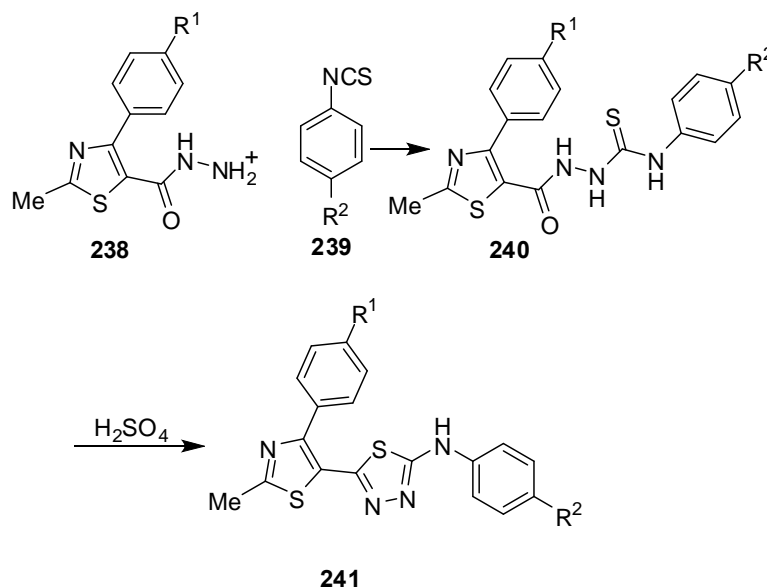


Ar = 2,3,4-tolyl; 2,3,4-haloophenyl

Scheme 69

## 10. THIAZOLYTHIADIAZOLES

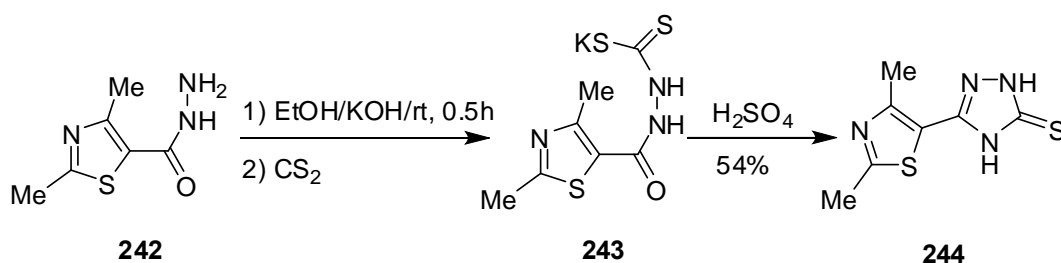
(Thiazolecarbonyl)thiosemicarbazides **238** were prepared and converted to thiadiazoles **241**, which exhibited fungicidal activity, by treatment with sulfuric acid (Scheme 70).<sup>115</sup>



$R^1 = \text{H, NO}_2; R^2 = \text{H, halo, Me, alkoxy}$

**Scheme 70**

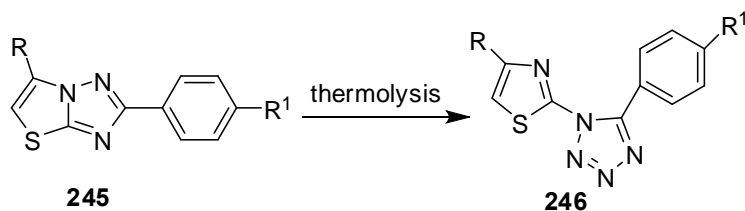
Stirring 2,4-dimethylthiazol-5-carbohydrazide **242** in ethanol and 85% potassium hydroxide for 30 min followed by addition of carbon disulphide gave potassium dithiocarbazate **243** which under ring closure gave 5-(2,4'-dimethylthiazole-5yl)-1,3,4-thiadiazole-2(3H)-thione **244** with 54% yield (Scheme 71).<sup>83</sup>



**Scheme 71**

## 11. TETRAZOLYLTHIAZOLES

Diarylthiazolotriazoles **246** were prepared by thermolysis of aryltetrazoles **245** (Scheme 72).<sup>116</sup>



$R = \text{Ph, 4-MeC}_6\text{H}_4, 4\text{-ClC}_6\text{H}_4, 2\text{-BrC}_6\text{H}_4; R^1 = \text{H, Me, MeO, Cl, NO}_2$

**Scheme 72**

## REFERENCES

1. Weng, L. Jiang, W. Sun, Z. Shen, and S. Liang, *Polymer*, 2001, **42**, 5491.
2. J. Park, J. Lee, S. Kho, and T. Kim, *Curr. Appl. Phys.*, 2001, **1**, 125.
3. R. Houssin, J. Bernier, and J. Henichart, *J. Heterocycl. Chem.*, 1984, **21**, 681.
4. (a) H. Umezawa, K. Maeda, T. Takeuchi, and Y. Okumi, *J. Antibiot.*, 1966, **19**, 200; (b) R. E. Lenkinski, B. E. Pearce, J. L. Dallas, and J. D. Glickson, *J. Am. Chem. Soc.*, 1980, **102**, 131; (c) D. L. Boger and H. Cai, *Angew. Chem. Int. Ed.*, 1999, **38**, 448.
5. T. Miyaki, K. Numata, Y. Nishiyama, O. Tenmyo, M. Hatori, H. Imanishi, M. Konishi, and H. Kawaguchi, *J. Antibiot.*, 1981, **34**, 665.
6. J. M. Lehn and J. B. Regnouf, *Tetrahedron Lett.*, 1989, **30**, 2209.
7. B. F. Abdel-Wahab and H. A. Mohamed, *J. Sulfur Chem.*, 2011, **iFirst**, 1.
8. B. F. Abdel-Wahab, R. E. Khidre, and A. A. Farahat, *ARKIVOC*, 2011, 196.
9. K. M. Dawood, N. M. Elwan, and B. F. Abdel-Wahab, *ARKIVOC*, 2011, 111.
10. M. A. Metwally, A. A. Farahat, and B. F. Abdel-Wahab, *J. Sulfur Chem.*, 2010, **31**, 315.
11. K. M. Dawood and B. F. Abdel-Wahab, *Chem. Heterocycl. Cpds.*, 2010, **46**, 255.
12. K. M. Dawood, H. A. Mohamed, and B. F. Abdel-Wahab, *Chem. Heterocycl. Cpds.*, 2010, **46**, 131.
13. K. M. Dawood, N. M. Elwan, A. A. Farahat, and B. F. Abdel-Wahab, *J. Heterocycl. Chem.*, 2010, **47**, 243.
14. M. A. Metwally, B. F. Abdel-Wahab and G. A. El-Hiti, *Cur. Org. Chem.*, 2010, **14**, 48.
15. K. M. Dawood, H. Abdel-Gawad, H. A. Mohamed and B. F. Abdel-Wahab, *Heterocycles*, 2010, **81**, 1.
16. K. M. Dawood and B. F. Abdel-Wahab, *ARKIVOC*, 2010, 333.
17. M. A. Metwally, S. Shaaban, B. F. Abdel-Wahab, and G. A. El-Hiti, *Cur. Org. Chem.*, 2009, **13**, 1475.
18. M. A. Metwally, B. F. Abdel-Wahab, and M. Koketsu, *Phosphorus, Sulfur Silicon Relat. Elem.*, 2009, **184**, 3038.
19. A. F. Amer, M. Hammouda, A.-A. S. El-Ahl, and B. F. Abdel-Wahab, *J. Heterocycl. Chem.* 2008, **45**, 1549.
20. G. Camaggi, L. Filippini, M. Gusmeroli, R. Riva, G. Zanardi, V. Garavaglia, and L. Mirena, EP554956 (1993) (*Chem. Abstr.*, 1994, **120**, 8586).
21. J. L. Lamattina, P. A. McCarthy, and L. A. Reiter, EP259085 (1988) (*Chem. Abstr.*, 1988, **109**, 22963).
22. E. Tauscher, D. Weiss, R. Beckert, and H. Goerls, *Synthesis*, 2010, 1603.
23. S. Bondock, A. E. Tarhoni, and A. A. Fadda, *Monatsh. Chem.*, 2008, **139**, 153.

24. J. L. LaMattina, P. A. McCarthy, L. A. Reiter, W. F. Holt, and L. A. Yeh, [J. Med. Chem.](#), 1990, **33**, [543](#).
25. D. Brickute, F. A. Slok, C. Romming, and A. Sackus, [J. Chem. Soc., Perkin Trans. 1](#), 2002, [652](#).
26. S. P. Singh, D. R. Kodali, and S. N. Sawhney, *Indian J. Chem.*, 1979, **18B**, 424.
27. R. Harode, V. Jain, A. Dave, and T. C. Sharma, *Indian Drugs*, 1984, **21**, 442 (*Chem. Abstr.*, 1985, **102**, 149162).
28. P. Ravinder, V. R. Rao, and T. V. Rao, [Coll. Czech. Chem. Commun.](#), 1988, **53**, [336](#).
29. C. P. Garg, V. P. Sharma, V. Chhabra, and R. P. Kapoor, *Indian J. Chem.*, 1988, **27B**, 469.
30. H. G. Bonacorso, A. D. Wastowski, M. N. Muniz, N. Zanatta, and M. An. P. Martins, [Synthesis](#), 2002, [1079](#).
31. M. A. P. Martins, A. P. Sinhorin, A. Da Rosa, A. F. C. Flores, A. D. Wastowski, C. M. P. Pereira, D. C. Flores, P. Beck, R. A. Freitag, S. Brondani, W. Cunico, H. G. Bonacorso, and N. Zanatta, [Synthesis](#), 2002, [2353](#).
32. B. F. Abdel-Wahab, H. A. Abdel-Aziz, and E. M. Ahmed, [Eur. J. Med. Chem.](#), 2009, **44**, [2632](#).
33. M. N. A. Nasr and S. A. Said, [Arch. Pharm.](#), 2003, **336**, [551](#).
34. A. Budakoti, A. R. Bhat, F. Athar, and A. Azam, [Eur. J. Med. Chem.](#), 2008, **43**, [1749](#).
35. M. Abid and A. Azam, [Bioorg. Med. Chem. Lett.](#), 2006, **16**, [2812](#).
36. V. R. Rao and K. Srimanth, [J. Chem. Res. \(S\)](#), 2002, [420](#).
37. C. J. Goddard, [J. Heterocycl. Chem.](#), 1991, **28**, [1607](#).
38. A. B. Denisova, T. V. Glukhareva, G. P. Andronnikova, V. S. Mokrushin, W. Dehaen, I. Luyten, V. Ya. Sosnovskikh, L. Van Meervelt, and V. A. Bakulev, [J. Chem. Res. \(S\)](#), 2001, [12](#).
39. A. B. Denisova, V. Ya. Sosnovskikh, W. Dehaen, S. Toppet, L. Van Meervelt, and V. A. Bakulev, [J. Fluorine Chem.](#), 2002, **115**, [183](#).
40. S. P. Singh, S. Sehgal, and P. K. Sharma, *Indian J. Chem.*, 1990, **29B**, 533.
41. S. P. Singh, D. R. Kodali, G. S. Dhindsa, and S. N. Sawhney, *Indian J. Chem.*, 1982, **21B**, 30.
42. S. P. Singh, P. Diwakar, S. Sehgal, and R. K. Vaid, *Indian J. Chem.*, 1986, **25B**, 1054.
43. S. P. Singh and D. Kumar, *Indian J. Chem.*, 1993, **32B**, 843.
44. S. P. Singh and L. S. Tarar, *Indian J. Chem.*, 1990, **29B**, 342.
45. N. A. Ismail, F. A. Khalifa, R. M. Fekry, and Y. N. Abdel Azim, [Phosphorus, Sulfur, Silicon, Rel. Elem.](#), 1992, **66**, [29](#).
46. S. G. Modha, V. P. Mehta, D. Ermolat'ev, J. Balzarini, K. Van Hecke, L. Van Meervelt, and E. Van der Eycken, *Mol. Diversity*, 2010, **14**, 767 (*Chem. Abstr.*, 2010, **154**, 207480).
47. S. Mahboobi, A. Sellmer, H. Hoecher, E. Eichhorn, T. Baer, M. Schmidt, T. Maier, J. F. Stadlwieser, and T. L. Beckers, [J. Med. Chem.](#), 2006, **49**, [5769](#).

48. E. Ochiai, Y. Tamamusi, and H. Nagasawa, *Ber.*, 1940, **73B**, 28.
49. Y. Kanemoto, K. Ishikawa, and F. Okuyama, JP 02032076 (1990) (*Chem. Abstr.*, 1990, **113**, 36382).
50. E. L. Williams, [Tetrahedron Lett.](#), 1992, **33**, 1033.
51. T. Rinderspacher and B. Prijs, [Helv. Chim. Acta](#), 1960, **43**, 1522.
52. H. Bruderer and R. Ruegg, ZA 6804729(1969) (*Chem. Abstr.*, 1969, **71**, 112923).
53. P. G. Hughes and J. P. Verge, DE 2213569 (1972) (*Chem. Abstr.*, 1973, **78**, 4240).
54. S. P. Kukolja and R. B. Morin, US 3758488 (1973) (*Chem. Abstr.*, 1973, **79**, 126487).
55. G. Li, P. M. Warner, and D. J. Jebaratnam, [J. Org. Chem.](#), 1996, **61**, 778.
56. J. Hassan, L. Lavenot, C. Gozzi, and M. Lemaire, [Tetrahedron Lett.](#), 1999, **40**, 857; J. Hassan, C. Gozzi, and M. Lemaire, *Comptes Rendus de l'Academie des Sciences, Serie IIc: Chimie*, 2000, **3**, 517.
57. Z. Zhao, Q. Ji, Y. Xia, and X. Zhan, *Huaxue Tongbao*, 2008, **71**, 389 (*Chem. Abstr.*, 2008, **150**, 144430).
58. H. Kurata, H. Takakuwa, K. Matsumoto, T. Kawase, and M. Oda, [Synlett](#), 2008, 2882.
59. A. Dondoni, T. Dall'Occo, G. Galliani, A. Mastellari, and A. Medici, [Tetrahedron Lett.](#), 1984, **25**, 3637.
60. S. Al-Azawe and A. S. Al-Tai, *Bull. Coll. Sci., Uni. Baghdad*, 1972, **12-13**, 213 (*Chem. Abstr.*, 1976, **85**, 21194).
61. G. Y. Sarkis and S. Al-Azawe, *J. Chem. Eng. Data*, 1972, **17**, 516-18 (*Chem. Abstr.*, 1972, **77**, 164583).
62. J. Shukri and S. Alazawe, *J. Indian Chem. Soc.*, 1968, **45**, 1056 (*Chem. Abstr.*, 1969, **70**, 57718).
63. J. Shukri and S. Alazawe, *J. Indian Chem. Soc.*, 1967, **44**, 800 (*Chem. Abstr.*, 1968, **68**, 114489).
64. M. M. Hashemi, H. Asadollahi, and R. Mostaghim, [Russian J. Org. Chem.](#), 2005, **41**, 623.
65. R. Mostaghim and Y. A. Beni, *Indian J. Chem.*, 2001, **40B**, 498 (*Chem. Abstr.*, 2001, **135**, 210972).
66. H. Beyer, G. Berg, and D. Behrens, [Chem. Ber.](#), 1957, **90**, 2080.
67. B. Girmay, A. E. Underhill, J. D. Kilburn, T. K. Hansen, J. Becher, K. S. Varma, and P. Roepstorff, [J. Chem. Soc., Perkin Trans. 1](#), 1992, 383.
68. Y. F. Chi and T. I. Chu, *Sci. Record (Peking)*, 1957, **1**, 45 (*Chem. Abstr.*, 1958, **52**, 35194).
69. G. A. Karlivan, R. E. Valter, and A. E. Bace, *Chem. Heterocycl. Cpds.*, 2000, **35**, 866 (*Chem. Abstr.*, 2000, **132**, 279143).
70. G. Helmchen, A. Krotz, K. T. Ganz, and D. Hansen, [Synlett](#), 1991, 257.
71. J. Michalsky and J. Borkovec, *Chemische Listy*, 1954, **48**, 1872 (*Chem. Abstr.*, 1955, **49**, 77845).
72. B. Prijs, W. Mengisen, S. Fallab, and H. Erlenmeyer, [Helv. Chim. Acta](#), 1952, **35**, 187.

73. J. C. Quada, D. Boturyn, and S. M. Hecht, *Bioorg. Med. Chem.*, 2001, **9**, 2303.
74. S. P. Singh, R. Naithani, R. Aggarwal, and O. Prakash, *Synth. Commun.*, 2001, **31**, 3747.
75. S. P. Singh and O. Prakash, *Indian J. Chem.*, 1992, **31B**, 782.
76. P. Stanetty, M. Schnuerch, and M. D. Mihovilovic, *J. Org. Chem.*, 2006, **71**, 3754.
77. T. Bach and S. Heuser, *J. Org. Chem.*, 2002, **67**, 5789.
78. A. Dondoni, M. Fogagnolo, A. Medici, and E. Negrini, *Synthesis*, 1987, 185.
79. I. Saito, T. Morii, Y. Okumura, S. Mori, K. Yamaguchi, and T. Matsuura, *Tetrahedron Lett.*, 1986, **27**, 6385.
80. S. N. Sawhney, S. P. Singh, and S. K. Arora, *Indian J. Chem.*, 1977, **15**, 727 (*Chem. Abstr.*, 1978, **88**, 105204).
81. J. A. Parvate, V. S. Bhagwat, M. M. Doshi, and H. L. Mondkar, *Indian Drugs*, 1989, **26**, 222 (*Chem. Abstr.*, 1989, **111**, 57607).
82. R. Houssin, J. L. Bernier, and J. P. Henichart, *J. Heterocycl. Chem.*, 1984, **21**, 465.
83. W. B. Cowden, S. J. Sullivan, and D. J. Brown, *Aust. J. Chem.*, 1985, **38**, 1257.
84. I. Simiti, O. Oniga, V. Zaharia, and M. Horn, *Pharmazie*, 1995, **50**, 794.
85. O. Oniga, I. Grosu, S. Mager, and I. Simiti, *Monatsh. Chem.*, 1998, **129**, 661.
86. C. Hahnemann and H. Hartmann, *Helv. Chim. Acta*, 2003, **86**, 1949.
87. J. L. La Mattina and C. A. Lipinski, US 4374843(1983) (*Chem. Abstr.*, 1983, **98**, 198205).
88. I. Saito, T. Morii, Y. Okumura, S. Mori, K. Yamaguchi, and T. Matsuura, *Tetrahedron Lett.*, 1986, **27**, 6385.
89. S. S. Al-Azawe, *J. Iraqi Chem. Soc.*, 1988, **13**, 1 (*Chem. Abstr.*, 1991, **114**, 61983).
90. B. R. Sarkar, B. Pathak, S. Dutta, and S. C. Lahiri, *J. Indian Chem. Soc.*, 1984, **61**, 151 (*Chem. Abstr.*, 1984, **101**, 191764).
91. S. N. Sawhney and S. K. Arora, *Indian J. Chem.*, 1976, **14B**, 552 (*Chem. Abstr.*, 1976, **85**, 192612).
92. G. J. Yu, C. L. Yoo, B. Yang, M. W. Lodewyk, L. Meng, T. T. El-Idreesy, J. C. Fettinger, D. J. Tantillo, A. S. Verkman, and M. J. Kurth, *J. Med. Chem.*, 2008, **51**, 6044.
93. D. J. Brown, W. B. Cowden, G. W. Grigg, and D. Kavulak, *Aust. J. Chem.*, 1980, **33**, 2291.
94. I. B. Levshin, V. V. Chistyakov, V. I. Pol'shakov, and Yu. N. Sheinker, *Khim. Geterotsikl. Soedin.*, 1987, 1135 (*Chem. Abstr.*, 1988, **108**, 186627).
95. H. Sasaki, *Chem. Pharm. Bull.*, 2007, **55**, 1762.
96. H. Beyer and A. Kreutzberger, *Chem. Ber.*, 1951, **84**, 518.
97. A. Mori and K. Masui, JP 2005220075 (2005) (*Chem. Abstr.*, 2005, **143**, 211903).
98. N. G. Gawande and M. S. Shingare, *Indian J. Chem.*, 1987, **26B**, 351 (*Chem. Abstr.*, 1988, **108**, 94457).

99. S. E. Kulkarni, R. A. Mane, and D. B. Ingle, *Indian J. Chem.*, 1986, **25B**, 452 (*Chem. Abstr.*, 1987, **106**, 67261).
100. D. Rosenberg and P. Strehlke, [\*Justus Liebigs Ann. Chem.\*, 1976, 13.](#)
101. A. Dondoni, G. Fantin, M. Fogagnolo, A. Medici, and P. Pedrini, [\*Synthesis\*, 1987, 998.](#)
102. S. Ozkirimli, F. Kazan, and Y. Tunali, *J. Enzyme Inhibit. Med. Chem.*, 2009, **24**, 447 (*Chem. Abstr.*, 2009, **151**, 77972).
103. A. Deeb, B. E. Bayoumy, and M. El-Mobayed, *Egypt. J. Pharm. Sci.*, 1986, **27**, 37 (*Chem. Abstr.*, 1987, **107**, 175956).
104. S. Giri and M. H. Khan, *Asian J. Chem.*, 1992, **4**, 812 (*Chem. Abstr.*, 1992, **117**, 212399).
105. S. Ling, Z. Xin, J. Zhong, and J. Fang, [\*Heteroatom. Chem.\*, 2008, 19, 2.](#)
106. V. K. Tirlapur and T. Tadmalle, *Pharm. Sin.*, 2011, **2**, 135 (*Chem. Abstr.*, 2011, **154**, 434821).
107. B. D. Mistry, K. R. Desai, and S. M. Intwala, *Indian J. Heterocycl. Chem.*, 2010, **20**, 117 (*Chem. Abstr.*, 2011, **154**, 384977).
108. I. Simiti, A. Muresan, R. D. Pop, and V. Chiorean, *Rev. Roum. Biochim.*, 1982, **19**, 81 (*Chem. Abstr.*, 1982, **97**, 182267).
109. M. Bineshmarvasti, M. Sharifzadeh, A. R. Jalilian, K. Soltaninejad, and A. Shafiee, *Daru, J. Fac. Pharm. Tehran Uni. Med Sci.*, 2003, **11**, 74 (*Chem. Abstr.*, 2003, **141**, 243513).
110. S. Ling, Z. Xin, Z. Qing, J.-B. Liu, J. Zhong, and J.-X. Fang, [\*Synth. Commun.\*, 2007, 37, 199.](#)
111. M. Tisler, A. Andolsek, B. Stanovnik, M. Likar, and P. Schauer, [\*J. Med. Chem.\*, 1971, 14, 53.](#)
112. B. P. Mallikarjuna, B. S. Sastry, G. V. S. Kumar, Y. Rajendraprasad, S. M. Chandrashekar, and K. Sathisha, [\*Eur. J. Med. Chem.\*, 2009, 44, 4739.](#)
113. S.-Q. Chen, Y.-C. Zhang, and F.-M. Liu, [\*Phosphorus, Sulfur Silicon Rel. Elem.\*, 2011, 186, 319.](#)
114. M. Zahid, K. A. Yasin, T. Akhtar, N. H. Rama, S. Hameed, N. A. Al-Masoudi, R. Loddo, and P. La Colla, *ARKIVOC*, 2009, 85.
115. N. G. Gawande and M. S. Shingare, *Indian J. Chem.*, 1987, **26B**, 387 (*Chem. Abstr.*, 1988, **108**, 94466).
116. G. Ramachandraiah and K. K. Reddy, *Indian J. Chem.*, 1985, **24B**, 808 (*Chem. Abstr.*, 1986, **105**, 97391).



**Bakr F. Abdel-Wahab** was born in 1978 in Mansoura, Egypt. He is a researcher of organic chemistry at National Research Centre, Giza, Egypt. He has got his B.Sc. in 1999 from Chemistry Department, Faculty of Science, Mansoura University, Egypt. He received his M.Sc. in 2003 from the same University and he awarded his Ph.D. degree in 2007 from Ain-Shams University, Cairo. His current research interests cover the development of organic reactions and their applications in the synthesis of new biologically active heterocycles. He also worked as an assistant professor of organic chemistry at King Abdulaziz University at Saudi Arabia in the period from Sept. 2009 to July 2011; and now he returned back to his original work at National Research Centre, Dokki, Giza, Egypt. He has already published more than 36 scientific papers, reviews and chapter in books in various distinguished international journals.



**Hanan A. Mohamed** is a researcher of applied organic chemistry at National Research Centre, Giza, Egypt. She obtained her B.Sc. degree (2001) in chemistry from Chemistry Department, Faculty of Science, Cairo University. She received her M.Sc. (2006) and Ph.D (2011) from the same University under the direction of Prof. Kamal M. Dawood. Her current research interests lie in the area of the synthesis of biologically active new heterocycles.



**Abdelbasset A. Farahat:** was born in 1980 after a joint program between Mansoura University and Georgia State University, Atlanta, Georgia, USA, under the supervision of Professor David W. Boykin. He is a post doc. Researcher of Medicinal Chemistry at Georgia State University, Atlanta, Georgia, USA. He has got his B.Sc. in 2002 from Faculty of Pharmacy, Mansoura University, Egypt. He received his M.Sc. in 2006 from Pharmaceutical Organic Chemistry Department, Faculty of Pharmacy, Mansoura University, under the supervision of Professor Hassan M. Eissa. He has awarded his Ph.D. degree and is working now in a GATES funded project titled "Drug discovery for parasitic diseases".



**Kamal M. Dawood** graduated from Cairo University, Egypt in 1987. He received his PhD in 1995 in the applications of hydrazonoyl halides in heterocyclic chemistry. In 1997 he was awarded the UNESCO Fellowship at Tokyo Institute of Technology (TIT) and collaborated with Prof. T. Fuchigami in the field of 'Electrochemical Partial Fluorination of Heterocyclic Compounds'. In 1999, he was awarded the JSPS (Japan Society for Promotion of Science) Fellowship for two years and worked again with Prof. Fuchigami at TIT in the same field. He was awarded the Alexander von Humboldt (AvH) Fellowship at Hanover University in 2004-2005 with Prof. A. Kirschning in the field of polymer supported palladium catalyzed cross coupling reactions and in 2007 and 2008 with Prof. Peter Metz at TU-Dresden, Germany, in the field of total synthesis of natural products. In 2002 he promoted to Associate Professor and in May 2007 he was appointed as Professor of Organic chemistry, Faculty of Science, Cairo University. In 2002 he received the Cairo University Award in Chemistry and in 2007 he received the State-Award in Chemistry. He is a member of the international Editorial Board of *ISRN Organic Chemistry*, part of the *International Scholarly Research Network (ISRN)*, open access journals. He published more than 80 scientific papers and reviews in distinguished international journals. There are 777 citations of his work from 1993 until 2011 (*h*-index 17).