

HETEROCYCLES, Vol. 86, No. 2, 2012, pp. 1495 - 1506. © 2012 The Japan Institute of Heterocyclic Chemistry
Received, 11th October, 2012, Accepted, 15th November, 2012, Published online, 28th November, 2012
DOI: 10.3987/COM-12-S(N)130

APPLICATION OF ZIRCONACYCLOPENTADIENES (METALLA-HETEROCYCLES) AND CROSS-COUPLING FOR THE CONVENIENT PREPARATIVE METHOD OF 6,13-DISUBSTITUTED PENTACENE

Zhiying Jia,^a Shi Li,^a Kiyohiko Nakajima,^b Ken-ichiro Kanno,^a Zhiyi Song,^a and Tamotsu Takahashi^{a,*}

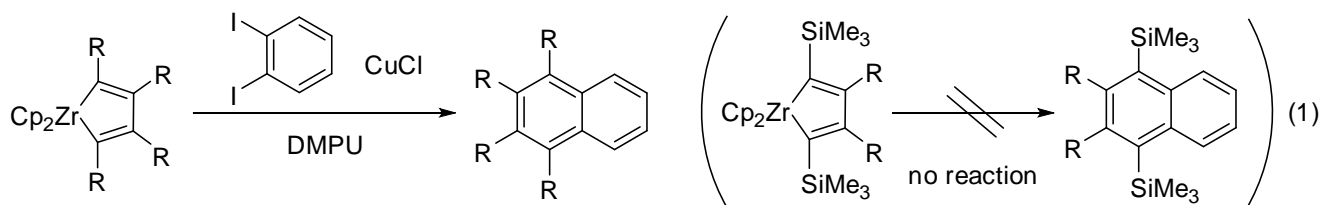
^a Catalysis Research Center, Hokkaido University, Kita 21, Nishi 10, Sapporo 001-0021, Japan

^b Department of Chemistry, Aichi University of Education, Igaya, Kariya, Aichi 448-8542, Japan; e-mail: tamotsu@cat.hokudai.ac.jp

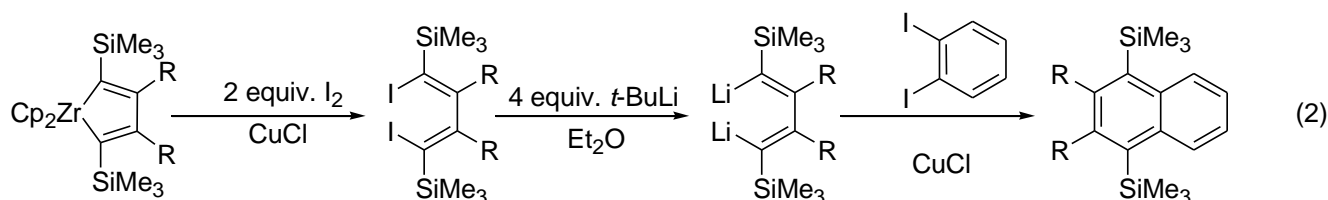
Abstract – Iodination of zirconacyclopentadiene derivative gave diiododiene derivative. The product was lithiated with *t*-BuLi and treated with diiodonaphthalene successively to afford 6,13-bis(trimethylsilyl)-5,14-dihdropentacene. A 6,13-diiodo-5,14-dihdropentacene was synthesized by iodination of 6,13-bis(trimethylsilyl)-5,14-dihdropentacene with ICl. This diiododihdropentacene was used for the introduction of substituent at 6 and 13 positions by the cross-coupling reactions with Pd catalyst. After aromatization by a combination of DDQ and γ -terpinene or triethylamine, 6,13-disubstituted pentacene derivatives were synthesized.

1. INTRODUCTION

Zirconacyclopentadienes are versatile metalla-heterocyclic compounds for aromatic compounds formation such as benzene derivatives,¹ pyridine derivatives,² and multi-aromatic compounds.³ Zirconacyclopentadienes are conveniently prepared from Cp₂ZrBu₂ (Negishi reagent) and two alkynes or diyne.⁴ We have reported coupling reaction of zirconacyclopentadienes with diiodobenzene or tetraiodobenzene in the presence of CuCl for extension of aromatic rings as shown in eq. 1.⁵ However, trimethylsilyl-substituted zirconacyclopentadienes did not react with diiodobenzene even in the presence of CuCl.

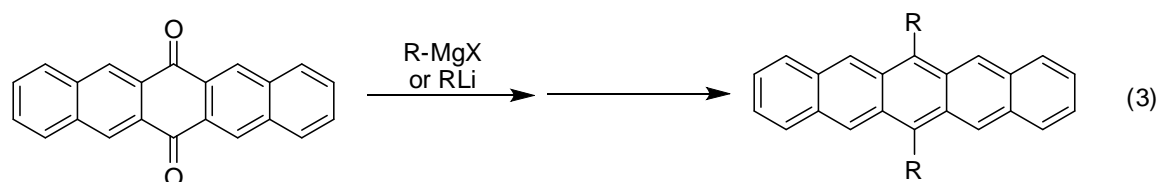


In order to circumvent this difficulty, we developed an alternative route for the coupling reaction of trimethylsilyl-substituted zirconacyclopentadienes with diiodobenzene. We have preliminarily reported the alternative method which involves diiodination, lithiation and coupling with diiodobenzene in the presence of CuCl (eq. 2).⁶ In this paper, we would like to report the combination of this alternative method and cross-coupling reaction for the application to a convenient preparative method of 6,13-disubstituted pentacene derivatives.

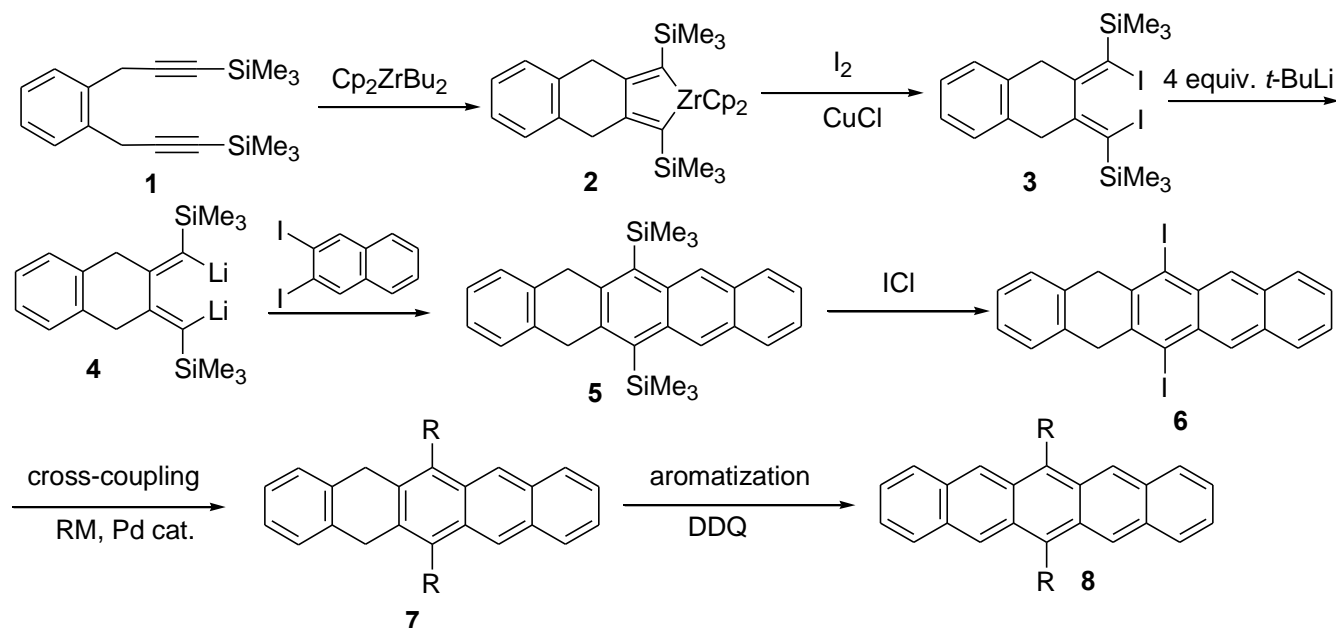


Pentacene derivatives, are known for good p-type semiconductor because of the high charge carrier mobility, have been extensively studied as organic materials⁷ and in particular, 6,13-disubstituted pentacene derivatives have been prepared by the quinone method (eq. 3).⁸ The reaction of Grignard reagents with pentacene quinone sometimes did not occur at the carbonyl moiety but at the next ring like Michael addition to α,β -unsaturated ketone moiety to give undesired products.⁹ In the case of addition of thienyl groups, it was observed that the second thienyl group migrated to the unexpected position to afford the by-products.¹⁰

A quinone method for synthesis of 6,13-disubstituted pentacene



This situation prompted us to develop novel method to prepare 6,13-disubstituted pentacene. For this purpose, we combine the coupling reaction of silyl-substituted tricyclic zirconacyclopentadienes with diiodonaphthalene giving disilyldihdropentacene, and introduction of substituents by cross-coupling reaction such as Negishi coupling, Suzuki-Miyaura coupling and so on, after iodination of trimethylsilyl substituents of disilyldihdropentacene. These reactions are shown in Scheme 1.

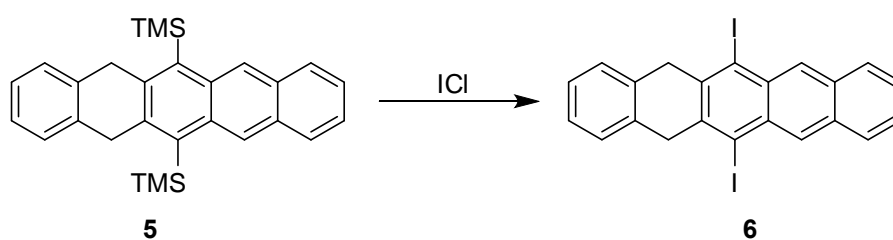


Scheme 1. Synthesis of 6,13-disubstituted pentacene via transformation of zirconacyclopentadienes

2. RESULTS AND DISCUSSION

2.1. Synthesis of a 6,13-diiodo-5,14-dihydropentacene

We have recently reported the formation of 6,13-bis(trimethylsilyl)-5,14-dihydropentacene **5** by Zr-mediated method.¹¹ It is worth noting that two trimethylsilyl groups of which are capable of further functionalizing. Encouraged by this, we synthesized a 6,13-diiodo-5,14-dihydropentacene **6** from compound **5** by a simple iodination with 2.2 equiv of iodine monochloride (Scheme 2).



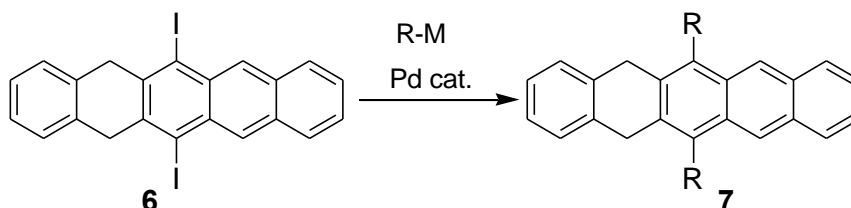
Scheme 2. Synthesis of 6,13-diiodo-5,14-dihydropentacene

This iodo compound could be converted to a variety of pentacene derivatives basically via two steps: coupling and aromatization.

Recently Chi and co-workers prepared multi-substituted dibromopentacene derivatives from hexabromide.¹²

2.2. Coupling reactions of 6,13-diiodo-5,14-dihydropentacene

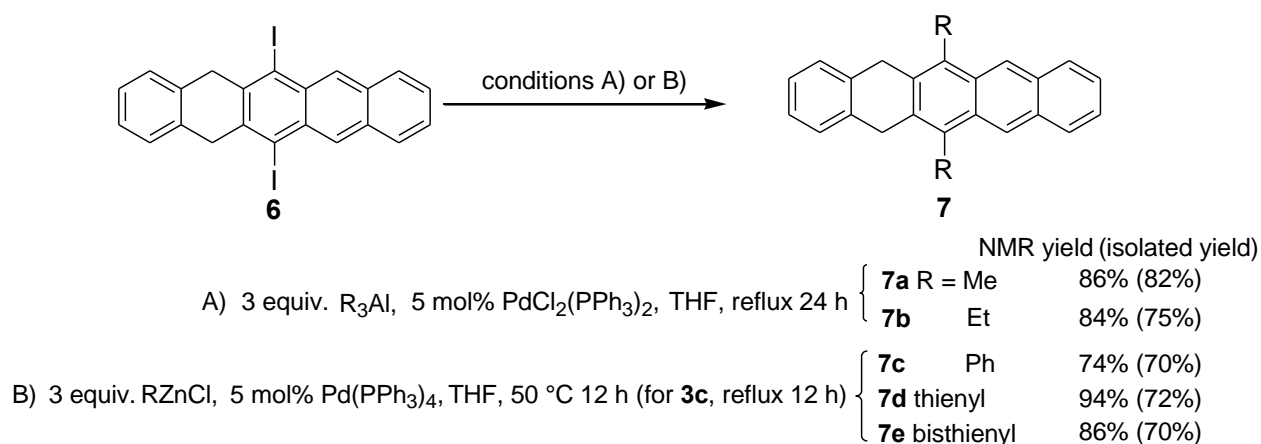
There are two choices due to the order of two steps, coupling with metal reagents followed by aromatization or aromatization followed by coupling. Since a diiodopentacene, which should be formed by doing the aromatization first, was anticipated with poor solubility and poor stability, subsequently, the coupling reactions of compound **6** were firstly carried out. Alkyl, aryl, alkynyl, and alkenyl groups were introduced by cross-coupling reactions in the presence of Pd catalyst (Scheme 3).



Scheme 3. Pd-catalyzed cross-coupling reaction of 6,13-diiodo-5,14-dihydropentacene **2**

2.2.1 Negishi Cross-Coupling Reaction

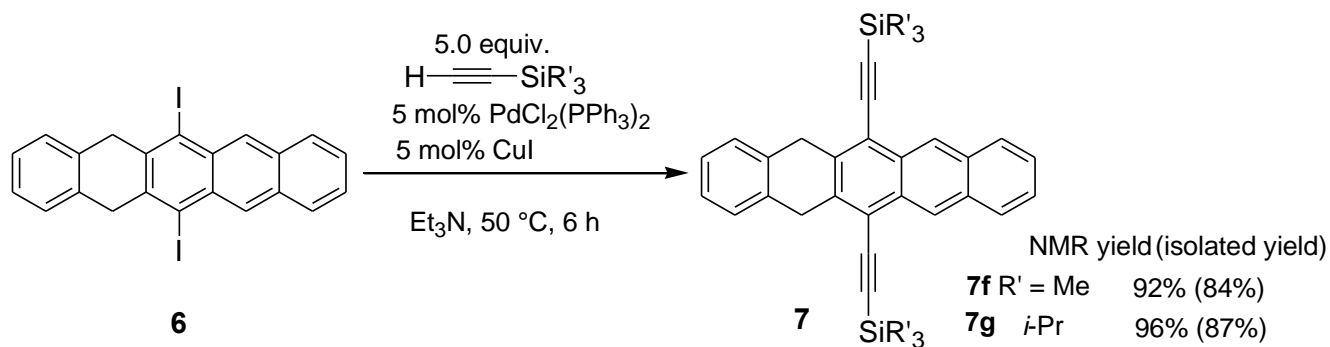
6,13-Diiodo-5,14-dihydropentacene **6** was treated with three equiv. of trimethylaluminium or triethylaluminium in the presence of 5 mol% PdCl₂(PPh₃)₂ catalyst in THF at reflux for 24 h to give products **7a** or **7b** in 86 or 84% yield, respectively (Scheme 4). When compound **6** reacted with Zinc reagents in the presence of Pd(PPh₃)₄ catalyst, 6,13-phenyl-, thienyl-, bis-thienyl-substituted 5,14-dihydropentacenes **7c-e** were synthesized successfully by the typical Negishi coupling reaction.



Scheme 4

2.2.2 Sonogashira Cross-Coupling Reaction

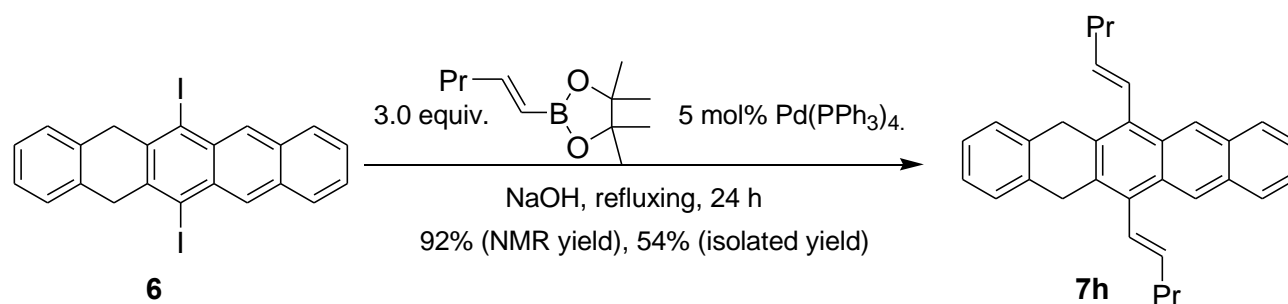
Sonogashira coupling reaction was carried out to form alkynyl group substituted products (Scheme 5). Five equiv. of trimethylsilylacetylene or triisopropylsilylacetylene were employed in these reactions to ensure that all the starting compound **6** was consumed. Corresponding products **7f** and **7g** were produced in high yields of 92 and 96%, respectively. The isolated yields were 84 and 87%.



Scheme 5

2.2.2 Suzuki Cross-Coupling Reaction

Alkene substituted dihydropentacene could also be obtained by the coupling reaction of the diiodo compound **6**. One example was examined in this issue as shown in Scheme 6.

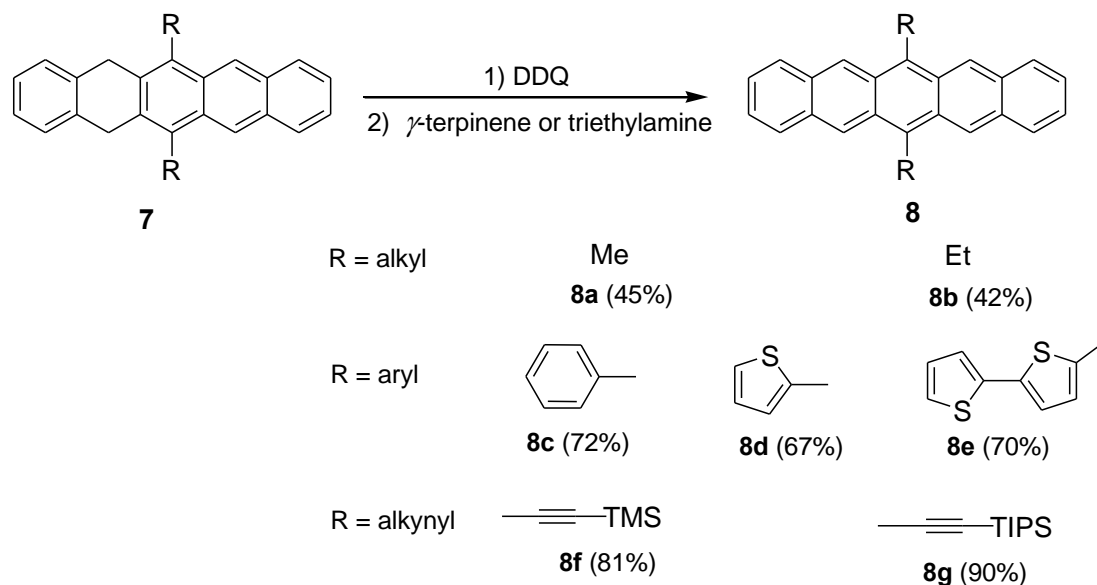


Scheme 6

Suzuki-Miyaura coupling was applied to synthesize 6,13-dialkenyl-5,14-dihydropentacene **7h** in 92% NMR yield. Isolated yield of this case was only 54%, which is possibly due to its polymerization on the silica column.

2.3. Formation of 6,13-disubstituted pentacenes

As we planned, thus obtained 6,13-disubstituted-5,14-dihydropentacenes **7** were aromatized by DDQ and 50 equiv. of γ -terpinene or triethylamine at 80 °C for 3 h to give 6,13-disubstituted pentacenes **8**. The results are shown in Scheme 7. Dimethylpentacene and diethylpentacene could be prepared in 45 and 42% yields, respectively. Both of them were isolated and characterized by NMR successfully. Such alkyl substituted pentacene derivatives are very rare.¹³ Aryl substituted pentacenes, such as phenyl, thienyl or bis-thienyl, were also synthesized in 72, 67 and 70% yields, respectively. Moreover, alkynyl-substituted pentacenes were prepared in high yields of 81 and 90%, respectively. The aromatization of dialkenyl dihydropentacene **7h** was failed under our typical conditions.



Scheme 7. Formation of the 6,13-disubstituted pentacene derivatives by aromatization.

3. CONCLUSIONS

In summary, 6,13-diiodo-5,14-dihydropentacene was synthesized from a 6,13-bis(trimethylsilyl)-5,14-dihydropentacene. Introduction of alkyl, aryl, alkynyl, alkenyl groups was carried out by the palladium catalyzed cross-coupling reaction. One additional step of aromatization gave the 6,13-disubstituted pentacene derivatives in good yields.

4. EXPERIMENTAL

All reactions involving air- or moisture-sensitive organometallic reagents were carried out under dry nitrogen. THF, toluene, pentane, and diethyl ether were distilled over sodium and benzophenone. 1,3-Dimethyl-3,4,5,6-tetrahydro-2(1*H*)-pyrimidinone (DMPU; Aldrich, 98%) was dried over calcium hydride and distilled under reduced pressure. Zirconocene dichloride (Tokyo Chemical Industries, Ltd.), copper(I) chloride (Wako Pure Chemical Industries, Ltd., 99.9%), 2,3-dichloro-5,6-dicyano-1,4-benzoquinone (DDQ, Kanto, 98%), γ -terpinene (Wako Pure Chemical Industries, Ltd.), and trans-1-penten-1-ylboronic acid pinacol ester (Aldrich, 97%) were used as received. Zinc dichloride was dried by heat gun in vacuo. 6,13-Bis(trimethylsilyl)-5,14-dihydropentacene was synthesized by our reported method.¹¹ PdCl₂(PPh₃)₂ is commercially available catalyst. Pd(PPh₃)₄ was prepared according to literature.¹⁴ ¹H and ¹³C NMR spectra were recorded in CDCl₃ or C₆D₆ (containing 1% TMS) solutions on a JEOL JNM-ECX400 or a JEOL JNM-ECA600 spectrometer.

4.1. Preparation of 6,13-diiodo-5,14-dihydropentacene 6

To a THF solution (5 mL) of 6,13-bis(trimethylsilyl)-5,14-dihydropentacene (424 mg, 1.0 mmol) was slowly added ICl (1.0M CH₂Cl₂ solution, 2.2 mL, 2.2 mmol) at -78 °C. After stirring at this temperature for 3 h, the reaction mixture was quenched with saturated aqueous Na₂S₂O₃, and extracted with CHCl₃. The combined organic phase was washed with brine. After removal of the solvent, CHCl₃ was added again to appear large amount of precipitate. After filtration, filter cake was collected as a brown solid (255 mg, 48% yield).

6: ¹H NMR (CDCl₃, Me₄Si) δ 4.47 (s, 4 H), 7.25-7.29 (m, 2 H), 7.43-7.44 (m, 2 H), 7.52-7.55 (m, 2 H), 8.09-8.12 (m, 2 H), 8.85 (s, 2 H); ¹³C NMR (CDCl₃, Me₄Si) δ 45.5, 106.7, 126.5, 126.9, 127.2, 128.1, 132.1, 132.8, 133.0, 136.3, 139.8. HRMS (EI) calcd for C₂₂H₁₄I₂: 531.9185. Found: 531.9199.

4.2. Coupling reactions of 6,13-diiodo-5,14-dihydropentacene **6**

4.2.1. Preparation of 6,13-dimethyl-5,14-dihydropentacene **7a** and 6,13-diethyl-5,14-dihydropentacene **7b**

To a solution of 6,13-diiodo-5,14-dihydropentacene **2** (161 mg, 0.30 mmol) and PdCl₂(PPh₃)₂ (10 mg, 0.015 mmol) in THF (10 mL) was added AlMe₃ (1.0 M hexane solution, 0.9 mL, 0.9 mmol), and the mixture was heated to reflux for 1 d. After cooling to room temperature, the mixture was quenched with 3 M aqueous HCl and extracted with CHCl₃. Removal of the solvent, the residue was purified by column chromatography (hexane : EtOAc = 10 : 1) to afford the title compound **7a** (76 mg, 82% isolated yield) as pale yellow solid.

7a: pale yellow solid. ¹H NMR (CDCl₃, Me₄Si, 600 MHz) δ 2.78 (s, 6 H), 4.10 (s, 4 H), 7.14-7.16 (m, 2 H), 7.28-7.30 (m, 2 H), 7.34-7.36 (m, 2 H), 7.92-7.93 (m, 2 H), 8.50 (s, 2 H); ¹³C NMR (CDCl₃, Me₄Si) δ 15.1, 34.4, 123.0, 125.1, 126.4, 127.1, 127.3, 128.3, 130.8, 131.0, 132.6, 137.3. HRMS (EI) calcd for C₂₄H₂₀: 308.1565. Found: 308.1565.

Compound **7b** was prepared by the same way as described for **7a** in 75% yield.

7b: yellow solid. ¹H NMR (CDCl₃, Me₄Si, 600 MHz) δ 1.40 (t, *J* = 7.1 Hz, 6 H), 3.38 (q, *J* = 7.1 Hz, 4 H), 4.15 (s, 4 H), 7.22-7.23 (m, 2 H), 7.37-7.38 (m, 2 H), 7.41-7.43 (m, 2 H), 8.00-8.01 (m, 2 H), 8.62 (s, 2 H); ¹³C NMR (CDCl₃, Me₄Si) δ 15.0, 22.0, 34.0, 122.9, 125.0, 126.5, 127.0, 128.4, 129.9, 131.0, 132.4, 133.4, 137.9. HRMS (EI) calcd for C₂₆H₂₄: 336.1878. Found: 336.1868.

4.2.2. Preparation of 6,13-diaryl-5,14-dihydropentacene **7c-e**

General procedure:

In a Schlenk tube, the arylzinc reagent was prepared in situ by reaction of aryllithium (0.14 mL, 0.27 mmol) with dried ZnCl₂ (52 mg, 0.4 mmol) in THF (2 mL). To which 6,13-diiodo-5,14-dihydropentacene **6** (50 mg, 0.09 mmol) was added, and the reaction mixture was degassed by freeze-pump-thaw cycle for

three times. Then a Pd(PPh₃)₄ catalyst (5.2 mg, 0.0045 mmol) was added and the mixture was heated at 50 °C for 12 h. After cooling to room temperature, the reaction mixture was quenched with 3 N HCl and extracted with CHCl₃. The combined organic phase was washed with water, saturated aqueous NaHCO₃, and brine in successive. The solution was dried over anhydrous MgSO₄, filtered, and distilled at reduced pressure to remove the solvent. The residual solid was purified by a silica gel column chromatography or GPC to afford the title compound.

7c: 70% isolated yield, 74% NMR yield, yellow solid. ¹H NMR (CDCl₃, Me₄Si, 400 MHz) δ 3.87 (s, 4 H), 7.14 (s, 4 H), 7.30-7.33 (m, 2 H), 7.44-7.46 (m, 4 H), 7.56-7.66 (m, 6 H), 7.75-7.77 (m, 2 H), 7.97 (s, 2 H); ¹³C NMR (CDCl₃, Me₄Si) δ 35.5, 125.2, 125.3, 126.4, 127.1, 127.5, 128.3, 128.8 (two peaks were overlapped), 130.7, 130.8 (two peaks were overlapped), 131.0, 133.1, 136.0, 137.7, 139.8. HRMS (EI) calcd for C₃₄H₂₄: 432.1878. Found: 432.1881.

7d: 72% isolated yield, 94% NMR yield, yellow solid. ¹H NMR (CDCl₃, Me₄Si) δ 4.00 (s, 4 H), 7.18-7.25 (m, 6 H), 7.37-7.40 (m, 4 H), 7.65-7.66 (m, 2 H), 7.85-7.87 (m, 2 H), 8.19 (s, 2 H); ¹³C NMR (CDCl₃, Me₄Si) δ 35.6, 125.1, 125.5, 126.5, 126.6, 127.2, 127.5, 128.4, 128.6, 129.4, 131.38, 131.43, 135.9, 137.3, 139.7. HRMS (EI) calcd for C₃₀H₂₀S₂: 444.1006. Found: 444.1003.

7e: 70% isolated yield, 86% NMR yield, yellow solid. ¹H NMR (CDCl₃, Me₄Si) δ 4.08 (s, 4 H), 7.07 (d, *J* = 2.4 Hz, 2 H), 7.08-7.10 (m, 2 H), 7.17-7.19 (m, 2 H), 7.24-7.25 (m, 2 H), 7.29 (d, *J* = 3.6 Hz, 2 H), 7.31 (d, *J* = 2.4 Hz, 2 H), 7.38-7.39 (m, 2 H), 7.42 (d, *J* = 2.4 Hz, 2 H), 7.87-7.89 (m, 2 H), 8.32 (s, 2 H); ¹³C NMR (CDCl₃, Me₄Si) δ 35.7, 124.1, 124.2, 124.7, 125.2, 125.7, 126.7, 127.3, 128.1, 128.5, 129.3, 129.6, 131.4, 131.8, 136.1, 137.2, 137.7, 138.9, 139.0. HRMS (EI) calcd for C₃₈H₂₄S₄: 608.0761. Found: 608.0759.

4.2.3. Preparation of 6,13-bis(trimethylsilylethynyl)-5,14-dihydropentacene **7f** and 6,13-bis(triisopropylsilylethynyl)-5,14-dihydropentacene **7g**

A 20-mL Schlenk flask was charged with trimethylsilylacetylene (70 μ L, 0.5 mmol), compound **6** (53 mg, 0.1 mmol), PdCl₂(PPh₃)₂ (3.51 mg, 0.005 mmol), and CuI (1 mg, 0.005 mmol) under a stream of nitrogen. Freshly distilled triethylamine (3 mL) was added into the flask via syringe, and the reaction mixture was degassed by freeze-pump-thaw cycle for three times. Then the reaction mixture was stirred at 50 °C for 6 h. The solvent was evaporated *in vacuo*, the resulting residue was dissolved in CHCl₃ (25 mL) then washed with saturated aqueous NaHCO₃ and brine then dried over anhydrous Na₂SO₄. After removal of solvent, the residue was purified by silica gel chromatography (hexane : EtOAc = 50 : 1) to afford the title compound **3f** (40 mg, 84% isolated yield) as a yellow solid.

7f: ¹H NMR (CDCl₃, Me₄Si) δ 0.48 (s, 18 H), 4.40 (s, 4 H), 7.26-7.28 (m, 2 H), 7.41-7.42 (m, 2 H), 7.50-7.51 (m, 2 H), 8.07-8.08 (m, 2 H), 8.90 (s, 2 H); ¹³C NMR (CDCl₃, Me₄Si) δ 0.4, 35.8, 102.0, 106.7,

118.4, 125.4, 125.9, 126.6, 127.7, 128.6, 129.8, 132.1, 136.1, 139.0. HRMS (EI) calcd for $C_{32}H_{32}Si_2$: 472.2043. Found: 472.2045.

The title compound **3g** (56 mg) was prepared by the same way as described for **3f** in 87% yield from **2** (53 mg, 0.1 mmol).

7g: 1H NMR ($CDCl_3$, Me_4Si) δ 1.31 (s, 6 H), 1.32 (s, 36 H), 4.46 (s, 4 H), 7.24-7.27 (m, 2 H), 7.34-7.36 (m, 2 H), 7.48-7.51 (m, 2 H), 7.99-8.02 (m, 2 H), 8.99 (s, 2 H); ^{13}C NMR ($CDCl_3$, Me_4Si) δ 11.5, 18.9, 35.8, 103.0, 103.6, 118.4, 125.4, 125.7, 126.5, 127.5, 128.4, 129.9, 131.9, 136.1, 138.8. HRMS (EI) calcd for $C_{44}H_{56}Si_2$: 640.3921. Found: 640.3920.

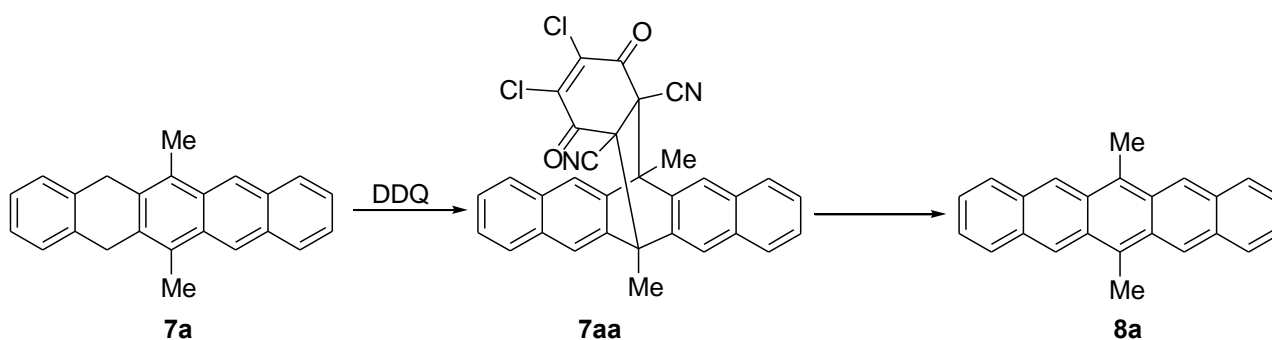
4.2.4. Preparation of 6,13-di-pent-1-enyl-5,14-dihydropentacene **7h**

The *trans*-1-penten-1-ylboronic acid pinacol ester (170 mg, 1.5 mmol), compound **6** (266 mg, 0.5 mmol) were added to a 50 mL Schlenk flask in THF (10 mL). Aqueous NaOH solution (2 M, 1 mL) was added under N_2 , and the reaction mixture was degassed by freeze-pump-thaw cycle for three times. Then $Pd(PPh_3)_4$ (17 mg, 0.015 mmol) was added, and the reaction was heated under reflux. The reaction was monitored by NMR and worked up after 1 d. The cooled mixture was extracted with $CHCl_3$, washed with brine and then dried over Na_2SO_4 . The crude product was purified by silica gel chromatography (hexane) to afford the title compound **7h** (152 mg, 54% isolated yield) as a yellow solid.

7h: 1H NMR (C_6D_6 , Me_4Si) δ 1.17 (t, $J = 7$ Hz, 6 H), 1.70-1.79 (m, 4 H), 2.49-2.55 (m, 4 H), 4.23 (s, 4 H), 5.94 (dt, $J = 16$ Hz, $J = 6.8$ Hz, 2 H), 6.92 (d, $J = 16$ Hz, 2 H), 7.21-7.23 (m, 2 H), 7.33-7.35 (m, 2 H), 7.42-7.44 (m, 2 H), 7.97-8.00 (m, 2 H), 8.61 (s, 2 H); ^{13}C NMR ($CDCl_3$, Me_4Si) δ 14.1, 22.9, 35.4, 35.8, 124.4, 125.0, 126.3, 126.7, 127.1, 128.4, 130.1, 131.0, 131.9, 132.7, 138.1, 138.4. HRMS (EI) calcd for $C_{32}H_{32}$: 416.25040. Found: 416.24912.

4.3. Synthesis of 6,13-disubstituted pentacenes via aromatization

4.3.1. Synthesis of 6,13-dimethylpentacene **8a** via a 6,13-dimethylpentacene-DDQ adduct **7aa**



Scheme 8

In a 20 mL Schlenk tube, **7a** (30 mg, 0.1 mmol) and DDQ (45 mg, 0.2 mmol) were mixed in toluene (2 mL). This reaction mixture was degassed and stirred at room temperature for 2 h. The end of reaction was detected by TLC. The solvent was removed by a rotary evaporator, and the residue was purified by silica gel column chromatography (hexane: EtOAc = 2:1) to afford the corresponding adduct **7aa** (30 mg, 48% isolated yield and 86% NMR yield) as a red solid (Scheme 8).

DDQ adduct **7aa** (533 mg, 1.0 mmol) was mixed with triethylamine (3 mL) in toluene (3 mL). The mixture was degassed and heated to 80 °C for 3 h. After cooling to room temperature, the solvent was removed *in vacuo*. The residue was washed by MeOH (degassed, 15 mL) to afford the title compound **8a** (184 mg, 45% yield) as a blue solid.

7aa: yellow solid. ¹H NMR (CDCl₃, Me₄Si, 400 MHz) δ 2.39 (s, 6 H), 7.57-7.59 (m, 4 H), 7.76 (s, 2 H), 7.82-7.84 (m, 2 H), 7.92-7.94 (m, 2 H), 8.07 (s, 2 H); ¹³C NMR (CDCl₃, Me₄Si) δ 15.5, 50.6, 63.4, 113.7, 123.9, 124.0, 127.6, 128.2 (two peaks were overlapped), 128.5, 132.8, 132.9, 134.5, 135.2, 142.3, 178.5. HRMS (FAB) calcd for C₃₂H₁₈O₂N₂Cl₂Na (M+Na⁺): 555.0643. Found: 555.0618.

8a: blue solid. ¹H NMR (C₆D₆, Me₄Si) δ 3.12 (s, 6 H), 7.18-7.20 (m, 4 H), 7.84-7.87 (m, 4 H), 8.86 (s, 4 H); ¹³C NMR (CDCl₃, Me₄Si) δ 15.0, 124.4, 125.4, 128.6, 129.0, 129.2, 131.5. UV-vis (CHCl₃) λ_{max}/nm: 604, 555, 523. HRMS (EI) calcd for C₂₄H₁₈: 306.14085. Found: 306.13859.

4.3.2. Preparation of 6,13-diethylpentacene **8b**

To a degassed toluene solution (3 mL) of **7b** (88 mg, 0.2 mmol) was added DDQ (90 mg, 0.4 mmol). The reaction mixture was stirred at room temperature for 5 h. Corresponding DDQ adduct was formed in around 93% NMR yield. This reaction mixture was added with degassed γ -terpinene (1.6 mL, 10 mmol) and heated at 80 °C for 6 h. Again the reaction mixture was cooled to room temperature. The solvent was removed under reduced pressure to leave a solid, which was washed with degassed MeOH (15 mL) for 3 times. The solid was then recrystallized from hexane (degassed) to afford the title compound **8b** (28 mg, 0.084 mmol) as blue crystals in 42% yield.

8b: ¹H NMR (C₆D₆, Me₄Si) δ 1.50 (t, *J* = 7.0 Hz, 6 H), 3.83 (q, *J* = 7.1 Hz, 4 H), 7.14-7.16 (m, 4 H), 7.81-7.83 (m, 4 H), 8.92 (s, 4 H); ¹³C NMR (C₆D₆, Me₄Si) δ 15.8, 22.4, 124.0, 125.4, 128.4, 129.1, 131.8, 135.5. UV-vis (CHCl₃) λ_{max}/nm: 604, 557, 518. HRMS (EI) calcd for C₂₆H₂₂: 334.1721. Found: 334.1712.

4.3.3. General procedure for preparation of 6,13-diphenylpentacene **8c-g**

To a degassed toluene solution (3 mL) of dihydropentacene derivative **7** (0.1 mmol) was added DDQ (0.2 mmol). The reaction mixture was stirred at room temperature for 1 h and heated to 50 °C for 3 h. The corresponding DDQ adducts were formed in high yields. It was then treated with γ -terpinene (0.8 mL, 5

mmol) at 80°C for 6 h before remove the solvent, the remained solid was washed by degassed MeOH (15 mL) for 3 times and analyzed by ¹H NMR spectroscopy to give NMR yield of **8**. Compounds **8c**,¹⁵ **8d**,¹⁵ **8e**,¹⁶ **8f**,¹⁷ **8g**¹⁸ were identified according to data reported in references.

REFERENCES (AND NOTES)

1. T. Takahashi, M. Kotora, and Z. Xi, *J. Chem. Soc., Chem. Comm.*, 1995, 361; T. Takahashi, Z. Xi, A. Yamazaki, Y. Liu, K. Nakajima, and M. Kotora, *J. Am. Chem. Soc.*, 1998, **120**, 1672; L. Zhou, S. Li, K. Kanno, and T. Takahashi, *Heterocycles*, 2010, **80**, 725; T. Takahashi, F.-Y. Tsai, Y. Li, K. Nakajima, and M. Kotora, *J. Am. Chem. Soc.*, 1999, **121**, 11093; T. Takahashi, F.-Y. Tsai, and Y. Li, *Chem. Lett.*, 1999, **11**, 1173; T. Takahashi, M. Ishikawa, and S. Huo, *J. Am. Chem. Soc.*, 2002, **124**, 388; Y. R. Dumond and E. Negishi, *Tetrahedron*, 2004, **60**, 1345; D. Payra, Z. Song, Kanno, K. Kanno, and T. Takahashi, *Chem. Lett.*, 2011, **40**, 1447; C. Chen, X. Yan, and C. Xi, *Synth. Commun.*, 2010, **40**, 570; S. Li, H. Qu, L. Zhou, K. Kanno, Q. Guo, B. Shen, and T. Takahashi, *Org. Lett.*, 2009, **11**, 3318; J. Liu, W. Zhang, X. Guo, Z. Hou, and Z. Xi, *Organometallics*, 2007, **26**, 6812; T. Yu, X. Sun, C. Wang, L. Deng, and Z. Xi, *Chem. Eur. J.*, 2005, **11**, 1895; L. Dufkova, M. Kotora, and I. Cisarova, *Eur. J. Org. Chem.*, 2005, **12**, 2491; T. Seki, Y. Noguchi, Z. Duan, W. Sun, and T. Takahashi, *Tetrahedron Lett.*, 2004, **45**, 9041.
2. T. Takahashi, F.-Y. Tsai, and K. Martin, *J. Am. Chem. Soc.*, 2000, **122**, 4994; L. Zhou, M. Yamanaka, K. Kanno, and T. Takahashi, *Heterocycles*, 2008, **76**, 923.
3. T. Takahashi, M. Kitamura, B. Shen, and K. Nakajima, *J. Am. Chem. Soc.*, 2000, **122**, 12876; T. Takahashi, S. Li, W. Huang, F. Kong, K. Nakajima, B. Shen, T. Ohe, and K. Kanno, *J. Org. Chem.*, 2006, **71**, 7967; S. Li, L. Zhou, Z. Song, F. Bao, K. Kanno, and T. Takahashi, *Heterocycles*, 2007, **73**, 519; S. Li, Z. Li, K. Nakajima, K. Kanno, and T. Takahashi, *Chem. Asian J.*, 2009, **4**, 294; T. Takahashi, Y. Li, J. Hu, F. Kong, K. Nakajima, L. Zhou, and K. Kanno, *Tetrahedron Lett.*, 2007, **48**, 6726; M. T. Stone and H. L. Anderson, *J. Org. Chem.*, 2007, **72**, 9776.
4. E. Negishi, F. E. Cederbaum, and T. Takahashi, *Tetrahedron Lett.*, 1986, **27**, 2829; E. Negishi and T. Takahashi, *Acc. Chem. Res.*, 1994, **27**, 124.
5. T. Takahashi, R. Hara, Y. Nishihara, and M. Kotora, *J. Am. Chem. Soc.*, 1996, **118**, 5154; T. Takahashi, Y. Li, P. Stepnicka, M. Kitamura, Y. Liu, K. Nakajima, and M. Kotora, *J. Am. Chem. Soc.*, 2002, **124**, 576; X. Zhou, Z. Li, H. Wang, M. Kitamura, K. Kanno, K. Nakajima, and T. Takahashi, *J. Org. Chem.*, 2004, **69**, 4559; T. Takahashi, K. Kashima, S. Li, K. Nakajima, and K. Kanno, *J. Am. Chem. Soc.*, 2007, **129**, 15752; Y. Ni, K. Nakajima, K. Kanno, and T. Takahashi, *Org. Lett.*, 2009, **11**, 3702; T. Seri, H. Qu, L. Zhou, K. Kanno, and T. Takahashi, *Chem. Asian J.*, 2008, **3**, 388; W. Huang, X. Zhou, K. Kanno, and T. Takahashi, *Org. Lett.*, 2004, **6**, 2429.

6. L. Zhou, K. Nakajima, K. Kanno and T. Takahashi, [Tetrahedron Lett., 2009, 50, 2722](#).
7. D. J. Gundlach, Y.-Y. Lin, T. N. Jackson, D. F. Nelson, S. F. Nelson, and D. G. Schlom, [IEEE Electron Device Lett., 1997, 18, 87](#); Y.-Y. Lin, D. J. Gundlach, D. F. Nelson, and T. N. Jackson, [IEEE Electron Device Lett., 1997, 18, 606](#); Y.-Y. Lin, D. J. Gundlach, and T. N. Jackson, [Appl. Phys. Lett., 1998, 72, 1854](#); V. Coropceanu, J. Cornil, D. A. Da Silva Filho, Y. Olivier, R. Silbey, and J. Bredas, [Chem. Rev., 2007, 107, 926](#); V. C. Sundar, J. Zaumseil, V. Podzorov, E. Menard, R. L. Willet, T. Someya, M. E. Gershenson, and J. A. Rogers, [Science, 2004, 303, 1644](#).
8. S. Li, L. Zhou, K. Nakajima, K. Kanno, and T. Takahashi, [Chem. Asian J., 2010, 5, 1620](#); D. R. Maulding and B. G. Roberts, [J. Org. Chem., 1969, 34, 1734](#).
9. C. F. H. Allen and A. Bell, [J. Am. Chem. Soc., 1942, 64, 1253](#).
10. N. Vets, M. Smet, and W. Dehaen, [Synlett, 2005, 217](#).
11. A preliminary result has been reported, see: T. Takahashi, K. Kanno, and S. Li, WO 2011-JP55089, JP 2010-47726; Z. Jia, S. Li, K. Nakajima, K. Kanno, and T. Takahashi, [J. Org. Chem., 2011, 76, 293](#).
12. H. M. Qu, W. B. Cui, J. L. Li, J. J. Shao, and C. Y. Chi, [Org. Lett., 2011, 13, 924](#).
13. E. Clar and J. W. Wright, [Nature, 1949, 163, 921](#).
14. D. R. Coulson, L. C. Satek, and S. O. Grim, [Inorg. Synth., 1972, 13, 121](#).
15. K. Ono, H. Totani, T. Hiei, A. Yoshino, K. Saito, K. Eguchi, M. Tomura, J. Nishida, and Y. Yamashida, [Tetrahedron, 2007, 63, 9699](#).
16. J. Wang, K. Liu, Y. Liu, C. Song, Z. Shi, J. Peng, H. Zhang, and X. Cao, [Org. Lett., 2009, 11, 2563](#).
17. J. E. Anthony, D. L. Eaton, and S. R. Parkin, [Org. Lett., 2002, 4, 15](#).
18. J. E. Anthony, J. S. Brooks, D. L. Eaton, and S. R. Parkin, [J. Am. Chem. Soc., 2001, 123, 9482](#).