

HETEROCYCLES, Vol. 86, No. 1, 2012, pp. 713 - 718. © 2012 The Japan Institute of Heterocyclic Chemistry
Received, 30th May, 2012, Accepted, 18th July, 2012, Published online, 31st July, 2012
DOI: 10.3987/COM-12-S(N)23

IMIDAZOLE AND IMIDAZOLINE DERIVATIVES AS *N*-DONOR LIGANDS FOR NICKEL-CATALYZED KUMADA-TAMAHO-CORRIU COUPLING

Ryo Iwamoto and Masahiko Hayashi*

Department of Chemistry, Graduate School of Science, Kobe University, Nada,
Kobe 657-8501, Japan *E-mail: mhayashi@kobe-u.ac.jp

Abstract – Imidazole and imidazoline (dihydroimidazole) derivatives can serve as simple and efficient ligands for the nickel-catalyzed Kumada-Tamao-Corriu coupling reaction. Among the imidazole and imidazoline derivatives in our investigations, the 2-phenylimidazoline–nickel (II) chloride complex exhibited the highest catalytic activity.

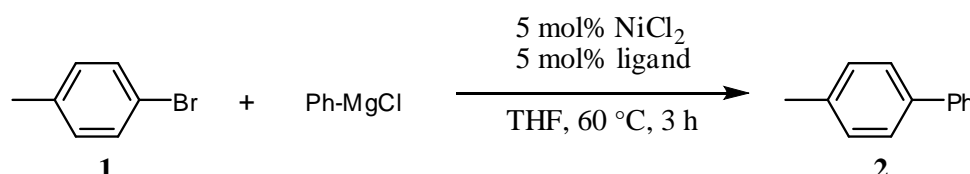
In 1972, Kumada-Tamao and Corriu independently reported Ni-catalyzed cross coupling reaction between aryl halides and Grignard reagents. Kumada and Tamao used $\text{NiCl}_2(\text{dppe})$ (dppe = 1,2-bis(diphenylphosphino)ethane)¹ and Corriu used $\text{Ni}(\text{acac})_2$ ² as a catalyst, respectively. After these two reports, several reactions using palladium catalysts combined with Grignard reagents or organolithium reagents were also explored.³ In most of these reactions, phosphine ligands⁴ have been employed, though recently, carbene type ligands have also been examined.⁵ On the other hand, we have interest in cross-coupling reactions catalyzed by nitrogen-based ligand metal complexes, because nitrogen-based ligands are generally easier to handle. For examples, we reported 2-phenylimidazole– PdCl_2 and 2-phenylimidazoline– PdCl_2 complex catalyzed Mizoroki-Heck and Suzuki-Miyaura coupling reactions.⁶ In these reactions, 2-phenylimidazoline– PdCl_2 complex was found to exhibit higher reactivity than 2-phenylimidazole– PdCl_2 complex. Furthermore, we also reported Ni and Cu-catalyzed Suzuki-Miyaura coupling reaction using 2-(4,5-dihydro-1*H*-imidazo-2-yl)phenol as a versatile phosphine-free ligand.⁷ Here, we will report Kumada-Tamao-Corriu coupling between substituted haloarenes and phenylmagnesium chloride catalyzed by NiCl_2 and a nitrogenous ligand system.⁸

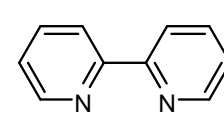
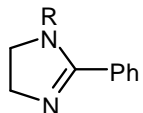
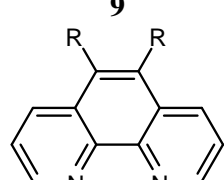
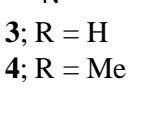

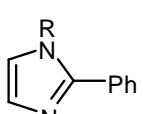
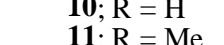
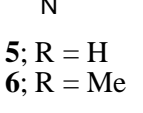
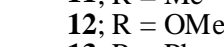
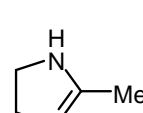
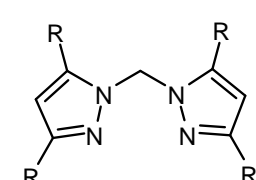
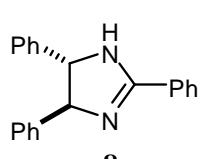
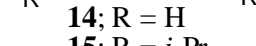
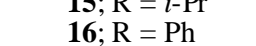
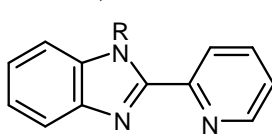
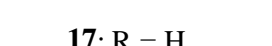
We first examined the reaction of 4-bromotoluene (**1**) with phenylmagnesium chloride in the presence of

This paper is dedicated to Prof. Dr. Ei-ichi Negishi on the occasion of his 77th birthday.

5 mol% of nickel precursors such as NiCl₂ (51%), NiBr₂ (18%), Ni(OAc)₂·4H₂O (41%), Ni(OH)₂, (43%) and Ni(acac)₂ (35%). Among the nickel precursors we examined, NiCl₂ gave the best result (51% yield). After the choice of NiCl₂ as a Ni precursor, we then examined the effect of addition of imidazole and imidazoline derivatives on reactivity. Phenylmagnesium chloride (1.2 eq) was used for

Table 1. Kumada-Tamao-Corriu coupling catalyzed by NiCl₂ and a nitrogenous ligand system.^a



entry	ligand	yield ^b	entry	ligand	yield ^b
1	none	51% (22%)	8		58% (5%)
2	 ; R = H	81% (0%)	9		43% (12%)
3	 ; R = Me	27% (65%)	10		55% (1%)
4	 ; R = H	51% (39%)	11		65% (3%)
5	 ; R = Me	66% (12%)	12		62% (0%)
6		59% (20%)	13		52% (0%)
7		79% (0%)	14		66% (8%)
			15		60% (6%)
			16		52% (34%)
			17		54% (27%)

^a All reactions were carried out in THF at 60 °C for 3 h using 5 mol% of NiCl₂ and 10 mol% of the nitrogen-based ligand. For entries 8–17, 5 mol% of ligand was used. The values in the parentheses indicate the yield of recovery **1**. Phenylmagnesium chloride (1.2 eq) was used for 4-bromotoluene.^b GC analysis using naphthalene as an internal standard.

4-bromotoluene. It was clear that addition of 2-phenylimidazoline (**3** and **8**) accelerated the reaction to give the cross coupling product **2** in 81% yield (entry 2). *N*-Methylated 2-phenylimidazoline **4** remarkably retarded the reaction (entry 3). 2-Methylimidazoline (**7**) was not so effective compared with 2-phenylimidazoline (**3**). Remarkable rate enhancement was not observed in 2-phenylimidazole (**5**) and *N*-methylated one **6**. The bidentated ligands (**9–18**) also did not exhibited ligand acceleration.

After confirmation that the combination of NiCl₂ and 2-phenylimidazoline (**3**) was the best choice, we then examined the reaction of a variety of substituted haloarenes with phenylmagnesium chloride (1.2 eq). The results are shown in Table 2. The substituted haloarenes possessing both of electron withdrawing group and electron donating group worked as a substrate to give the desired coupling products in 60–88% yield, however, unfortunately, in all cases undesired homo-coupling products were obtained in 5–25% yield.

Table 2. Kumada-Tamao-Corriu coupling between substituted haloarenes and phenylmagnesium chloride.^a

entry	R	X	yield ^{b,c}	
			C-C	H-C
1	<i>o</i> -Me	Br	78%	20%
2	<i>o</i> -Me ₂	Br	50%	5%
3	<i>m</i> -Me	Br	71%	22%
4	<i>p</i> -Me	Br	81%	17%
5		I	88%	12%
6		OTf	73%	25%
7	<i>p</i> -CF ₃	Br	72%	22%
8	<i>p</i> -MeO	Br	60%	20%

^a All reactions were carried out in THF at 60 °C for 3 h using 1 mol% of NiCl₂ and 2 mol% of ligand **3**. Phenylmagnesium chloride (1.2 eq) was used for substituted haloarenes. ^b GC analysis using naphthalene as an internal standard. ^c C-C means cross coupling products and H-C means homo coupling products.

In summary, NiCl₂-2-phenylimidazoline (**3**) catalyst system worked efficiently in Kumada-Tamao-Corriu coupling to afford the cross-coupling products in good to high yield (60–88% yield), though homo-coupling products were also obtained in 5–25% yield.

EXPERIMENTAL

General: All reactions were performed under argon atmosphere using Schlenk tube techniques and freshly distilled solvents. ¹H and ¹³C NMR spectra (400 and 100.6 MHz, respectively) were recorded on a JEOL JNM-LA 400 using Me₄Si as the internal standard (0 ppm). The following abbreviations are used: s = singlet, d = doublet, t = triplet, q = quartet, m = multiplet. Preparative column chromatography was carried out on Fuji Silysia BW-820MH or YMC*GEL Silica (6 nm I-40—63 μm). Thin layer chromatography (TLC) was carried out on Merck 25 TLC aluminum sheets silica gel 60 F₂₅₄. Gass chromatographic analysis was done using Hitach G-5000 (FID ditector) and NEUTRABOND-5 column (30 m × 0.25 mm I.D., 0.25 μm film).

General procedure for coupling reaction

A mixture of NiCl₂ (2.6 mg, 0.02 mmol) and 2-phenylimidazoline (5.8 mg, 0.04 mmol) in THF (3.8 mL) was stirred at 50 °C for 1 h under an argon atmosphere. To this mixture was added haloarenes (2 mmol) and phenylmagnesium chloride (2 M in THF, 1.2 mL, 2.4 mmol), then it was stirred at 60 °C for 3 h. After allowing the reaction mixture to cool to room temperature, 1 M HCl was added, and products were extracted with diethyl ether. The combined organic layers were dried over anhydrous Na₂SO₄, filtered, and evaporated to afford the crude product. The distribution of the products was done by GC analysis. The condition was as follows; condition A: initial temp 100 °C, initial time 5 min, progress rate 10 °C /min, final temp 120 °C (t_R of naphthalene as internal standard, 9.27 min); condition B: initial temp 100 °C, initial time 5 min, progress rate 5 °C /min, final temp 120 °C (t_R of naphthalene as internal standard, 10.24 min).

4-Methylbiphenyl

GC (condition A): t_R, 14.61 min; ¹H NMR (400 MHz, CDCl₃): δ 7.69–7.70 (d, 2H, *J* = 7.8 Hz), 7.60–7.62 (d, 2H, *J* = 8.4 Hz), 7.52–7.54 (t, *J* = 7.8 Hz, 2H, *J* = 7.8 Hz), 7.42–7.44 (t, 1H, *J* = 7.8 Hz), 7.35–7.36 (d, 2H, *J* = 7.8 Hz), 2.50 (s, 3H). ¹³C NMR (100.6 MHz, CDCl₃): δ 141.3, 138.5, 137.1, 130.9, 129.6, 128.8, 127.2, 127.1, 21.2.

3-Methylbiphenyl

GC (condition A): t_R, 14.44 min; ¹H NMR (400 MHz, CDCl₃): δ 2.38 (s, 3H), 7.17–7.30 (m, 9H). ¹³C

NMR (100.6 MHz, CDCl₃): δ 21.5, 125.5, 128.0, 128.3, 128.8, 129.6, 129.7, 135.6, 138.9.

2-Methylbiphenyl

GC (condition A): t_R , 13.10 min; ¹H NMR (400 MHz, CDCl₃): δ 2.40 (s, 3 H), 7.18–7.39 (m, 9 H); ¹³C NMR (100.6 MHz, CDCl₃) δ 21.5, 125.3, 127.6, 128.2, 128.4, 128.5, 129.3, 129.7, 133.7, 136.5, 137.2.

4-(Trifluoromethyl)biphenyl

GC (condition B): t_R , 16.23 min; ¹H NMR (400 MHz, CDCl₃): δ 7.7 (bs, 4H), 7.61–7.62 (d, 2H, J = 7.8 Hz), 7.48–7.50 (t, 2H, J = 7.8 Hz), 7.4–7.44 (t, 1H, J = 7.8 Hz). ¹³C NMR (100.6 MHz, CDCl₃): δ 144.9, 139.9, 135.8, 129.4, 128.3, 127.6, 127.4, 125.9, 125.8.

4-Methoxybiphenyl

GC (condition A): t_R , 17.15 min; ¹H NMR (400 MHz, CDCl₃): δ 7.54–7.58 (m, 4H), 7.42–7.46 (t, 2H, J = 7.8 Hz), 7.31–7.34 (t, 1H, J = 7.8 Hz), 6.99–7.01 (t, 2H, J = 9.0 Hz), 3.87 (s, 3H). ¹³C NMR (100.6 MHz, CDCl₃): δ 159.3, 140.9, 133.9, 128.8, 128.3, 126.9, 126.8, 114.3, 55.5.

2,6-Dimethylbiphenyl

GC (condition A): t_R , 13.77 min; ¹H NMR (400 MHz, CDCl₃): δ 7.50–7.41 (m, 2H), 7.40–7.32 (m, 1H), 7.26–7.09 (m, 5H), 2.10 (s, 6H). ¹³C NMR (100.6 MHz, CDCl₃): δ 141.8, 141.0, 136.0, 128.9, 128.4, 127.2, 127.0, 126.6, 20.8.

ACKNOWLEDGEMENTS

This work was supported by a Grant-in-Aid for Scientific Research on Innovative Areas, MEXT, Japan “Molecular Activation Directed toward Straightforward Synthesis” and No. B23350043 from the Ministry of Education, Culture, Sports, Science and Technology, Japan.

REFERENCES

1. K. Tamao, K. Sumitani, and M. Kumada, *J. Am. Chem. Soc.*, **1972**, **94**, 4374.
2. R. J. P. Corriu and J. P. Masse, *J. Chem. Soc., Chem. Commun.*, **1972**, 144a.
3. (a) M. Yamamura, I. Moritani, and S. Murahashi, *J. Organomet. Chem.*, **1975**, **91**, C39; (b) L. Cassar, *J. Organomet. Chem.*, **1975**, **93**, 253; (c) J. F. Fauvaque and A. Jutand, *Bull. Soc. Chim. Fr.*, **1976**, 765; (d) A. Sekiya and N. Ishikawa, *J. Organomet. Chem.*, **1977**, **125**, 281; (e) H. P. Dang and G. Linstrumelle, *Tetrahedron Lett.*, **1978**, **19**, 191; (f) T. Hayashi, M. Konishi, and M. Kumada, *Tetrahedron Lett.*, **1979**, **20**, 1871.

4. (a) N. Yoshikai, H. Mashima, and E. Nakamura, [*J. Am. Chem. Soc.*, 2005, **127**, 17978](#); (b) R. Martin and S. L. Buchwald, [*J. Am. Chem. Soc.*, 2007, **129**, 3844](#); (c) C. Wolf and H. Xu, [*J. Org. Chem.*, 2008, **73**, 162](#).
5. (a) J. Huang and S. P. Nolan, [*J. Am. Chem. Soc.*, 1999, **121**, 9889](#); (b) K. Mitsudo, Y. Doi, S. Sakamoto, H. Murakami, H. Mandai, and S. Suga, [*Chem. Lett.*, 2011, **40**, 936](#); (c) Z. Xi, B. Liu, and W. Chen, [*J. Org. Chem.*, 2008, **73**, 3954](#).
6. K. Kawamura, S. Haneda, Z. Gan, K. Eda, and M. Hayashi, [*Organometallics*, 2008, **27**, 3748](#). See also for nitrogen-based ligands, (a) S. Haneda, Z. Gan, K. Eda, and M. Hayashi, [*Organometallics*, 2007, **26**, 6551](#); (b) S. Haneda, C. Ueba, K. Eda, and M. Hayashi, [*Adv. Synth. Catal.*, 2007, **349**, 833](#).
7. S. Haneda, K. Sudo, and M. Hayashi, [*Heterocycles*, 2012, **84**, 569](#).
8. For related report, N. Şahin, H. E. Moll, D. Sémeril, D. Matt, İ. Özdemir, C. Kaya, and L. Toupet, [*Polyhedron*, 2011, **30**, 2051](#).