

HETEROCYCLES, Vol. 86, No. 2, 2012, pp. 1533 - 1539. © 2012 The Japan Institute of Heterocyclic Chemistry  
Received, 28th June, 2012, Accepted, 13th August, 2012, Published online, 17th August, 2012  
DOI: 10.3987/COM-12-S(N)67

## SHORT AND STEREOCONTROLLED CYCLIC POLYGLYCEROLS SYNTHESIS USING $\text{BF}_3 \cdot \text{OEt}_2$ MEDIATED INTRAMOLECULAR EPOXIDE-OPENING REACTION

Masahiro Hamada,\* Takao Kishimoto, and Noriyuki Nakajima

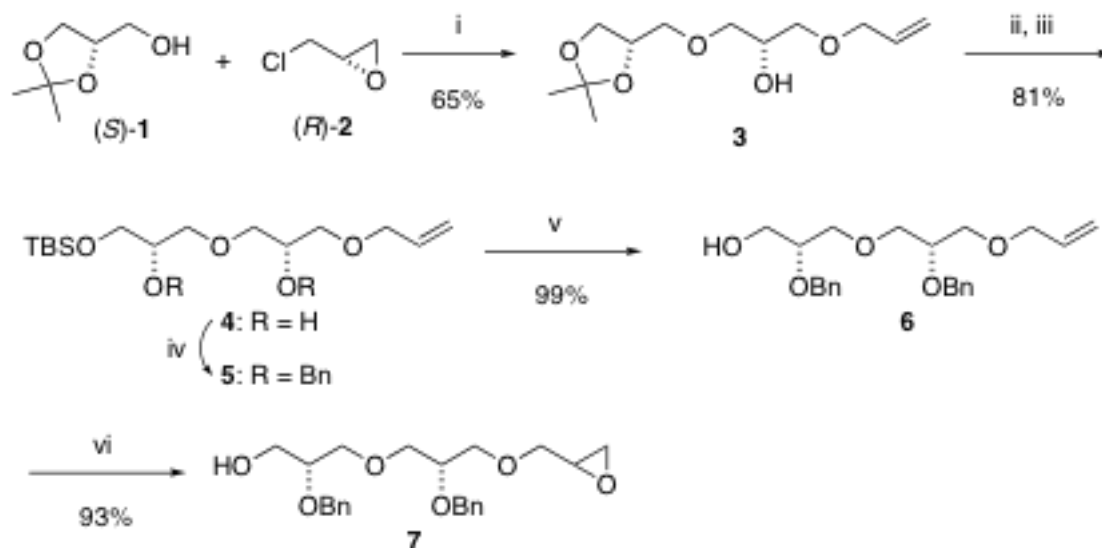
Department of Biotechnology, Faculty of Engineering, Toyama Prefectural University, 5180 Kurokawa, Imizu, Toyama 939-0398, Japan; E-mail: hamada@pu-toyama.ac.jp

**Abstract** – We developed a new method for the stereocontrolled synthesis of cyclic oligoglycerols. Optically pure solketal and epichlorohydrin were coupled with allyl alcohol under aqueous basic conditions to construct a linear triglycerol skeleton. After subsequent steps, the epoxy alcohol (**7**) obtained was treated with a catalytic amount of  $\text{BF}_3 \cdot \text{OEt}_2$  in  $\text{CH}_2\text{Cl}_2$  to produce in a high yield of the desired cyclic triglycerol through a regioselective, intramolecular epoxide ring-opening reaction.

Polyglycerols are oligomers of glycerol that can be linear, branched, or cyclic. Cyclic polyglycerol has a cyclic polyether skeleton tethered to three carbon atoms with regularly arranged secondary alcohols. Its unique structure is interesting as a chiral host molecule; however, only a few reports describe its synthesis. Dupuy and co-workers reported the synthesis of cyclic tetraglycerol via intermolecular coupling of diepoxide with monoglycerol under the basic conditions,<sup>1</sup> while Rollin *et al.* reported the synthesis of cyclic tri-, tetra-, and penta-glycerols using Williamson's ether synthesis.<sup>2</sup> We also recently reported the stereocontrolled synthesis of cyclic triglycerol through intramolecular substitution under the basic conditions.<sup>3,4</sup> Our synthetic pathway enable precise control of the stereochemistry; however, it comprises many long steps. Herein, we report a new short synthetic pathway to produce cyclic triglycerol through regioselective, intramolecular epoxide ring opening promoted by  $\text{BF}_3 \cdot \text{OEt}_2$  as a single catalyst.

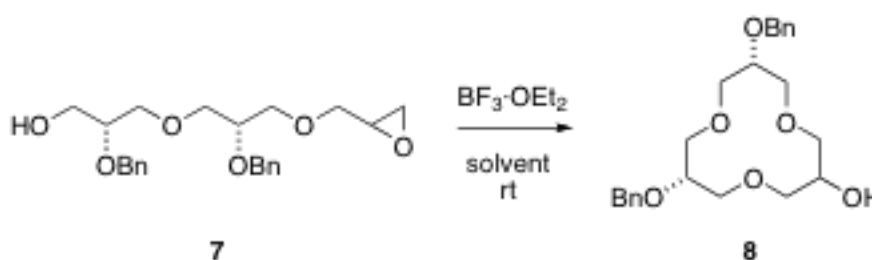
Optically active solketal (**1**) was coupled with optically active epichlorohydrin (**2**) and allyl alcohol under aqueous basic conditions<sup>5</sup> to obtain linear triglycerol **3** in 65% yield as a single isomer. Deprotection of

acetone 3 using 80% aqueous AcOH followed by selective protection of the primary and secondary alcohols gave allyl ether 5. After desilylation of 5, the allyl moiety of the resultant 6 was oxidized with *m*CPBA to give epoxy alcohol 7 in 93% yield as an inseparable mixture of diastereomers (Scheme 1).



**Scheme 1.** Conditions: (i)  $n\text{Bu}_4\text{NHSO}_4$ , 50% aq. NaOH, 0 °C, 2 h then allyl alcohol rt, 1 d (65%); (ii) 80% aq. AcOH, rt, 1 d (quant); (iii) TBSCl,  $\text{Et}_3\text{N}$ , DMAP,  $\text{CH}_2\text{Cl}_2$ , rt, 4 h (81%); (iv) NaH, BnBr, THF, rt, 2 h (89%); (v) TBAF, THF, rt, 2 h (99%); (vi) *m*CPBA,  $\text{CH}_2\text{Cl}_2$ , rt, 3 h (93%).

First, we attempted to cyclize epoxy alcohol 7 using the basic conditions described by us and Dupuy, but the desired compound was not obtained. Therefore, the epoxy alcohol 7 was instead treated with 30 mol% of  $\text{BF}_3 \cdot \text{OEt}_2$  in  $\text{CH}_2\text{Cl}_2$  to obtain the desired cyclic triglycerol (8) in a moderate yield as an inseparable mixture of diastereomers (Table 1, entry 1). The solvent is important in this reaction, and only halogenated hydrocarbon solvents afforded the cyclic triglycerol (entries 1-4). The concentration of solvent also influenced the cyclic triglycerol yield (entries 1, 5, and 6). In 5 mM of  $\text{CH}_2\text{Cl}_2$ , the amount of  $\text{BF}_3 \cdot \text{OEt}_2$  did not affect to the reaction yield (entries 7 and 8). Interestingly, the use of an equimolar amount of  $\text{BF}_3 \cdot \text{OEt}_2$  afforded the desired cyclic triglycerol with only a 58% yield (entry 9).<sup>6</sup>



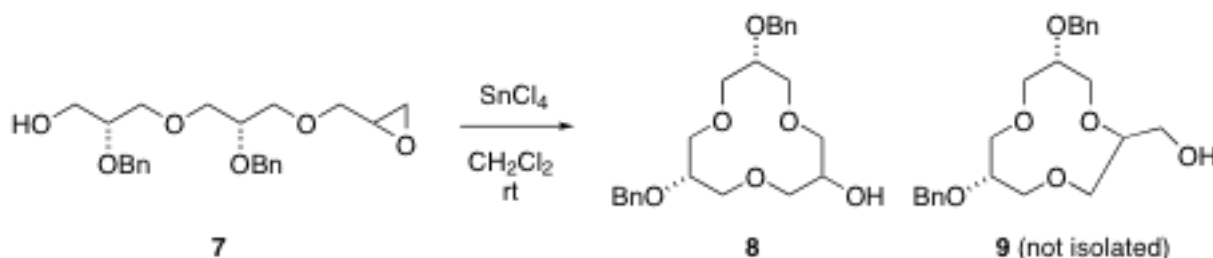
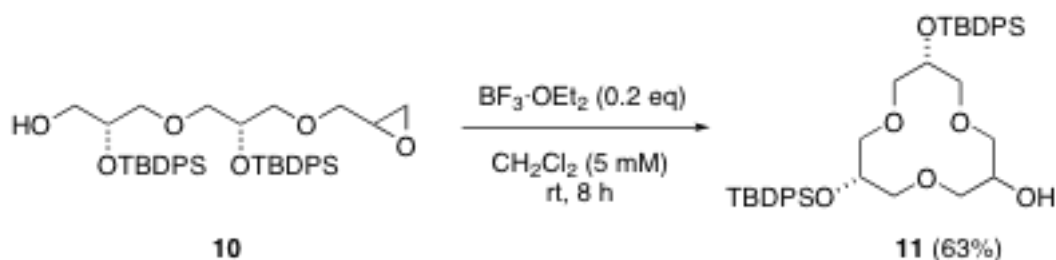
Scheme 2

**Table 1.** BF<sub>3</sub>·OEt<sub>2</sub>-mediated intramolecular epoxide ring opening

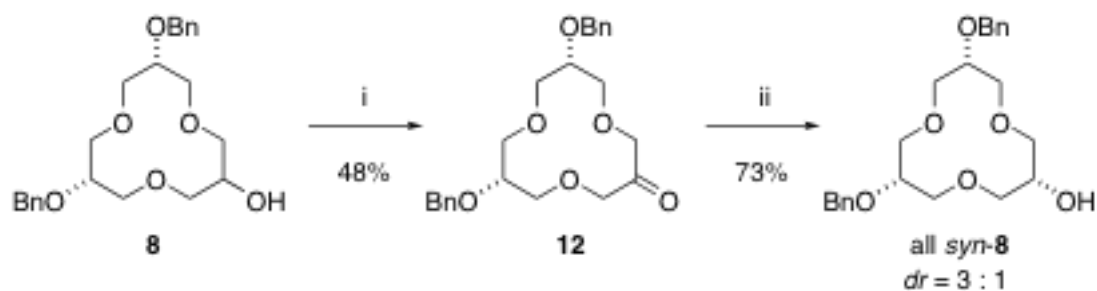
Entry	BF <sub>3</sub> ·OEt <sub>2</sub> (eq)	Solvent (mM)	Time (h)	<b>8</b> (Yield, %) <sup>a</sup>
1	0.3	CH <sub>2</sub> Cl <sub>2</sub> (30)	24	41
2	0.3	DMF (10)	9	0
3	0.3	toluene (10)	24	0
4	0.3	1,2-DCE (10) <sup>b</sup>	11	40
5	0.3	CH <sub>2</sub> Cl <sub>2</sub> (20)	12	56
6	0.3	CH <sub>2</sub> Cl <sub>2</sub> (10)	5	81
7	0.2	CH <sub>2</sub> Cl <sub>2</sub> (5)	3	79
8	0.5	CH <sub>2</sub> Cl <sub>2</sub> (5)	7	86
9	1.1	CH <sub>2</sub> Cl <sub>2</sub> (10)	4	58

<sup>a</sup> Isolated yield. <sup>b</sup> 1,2-dichloroethane.

The use of SnCl<sub>4</sub> or TiCl<sub>4</sub> as a Lewis-acidic catalyst decreased the regioselectivity and resulted in a complex mixture including trace amounts of undesired primary alcohol **9** (Scheme 3). In contrast, epoxy alcohol **10**, which is protected by a *t*-butyldiphenylsilyl (TBDPS) group rather than a benzyl (Bn) group in the secondary alcohol, produced cyclic triglycerol **11** (Scheme 4) with a 63% yield after treatment under standard conditions (Table 1, entry 6).

**Scheme 3****Scheme 4**

Subsequently, the synthesized cyclic triglycerol **8** was oxidized with Dess-Martin periodinane (DMP) to give the corresponding ketone **12** with a 48% yield. Ketone **12** was reduced by L-selectride to regenerate alcohol **8** as a 3:1 mixture of diastereomers (Scheme 5). The major product had an all-*syn* (C<sub>3</sub>-form) configuration, which was determined by HPLC analysis<sup>7</sup> and inspection of the <sup>1</sup>H-NMR spectrum after benzylation of the hydroxy group.



**Scheme 5.** Conditions: (i) DMP,  $\text{CH}_2\text{Cl}_2$ , rt, 1 d (48%); (ii) L-selectride, THF,  $-78\text{ }^\circ\text{C}$ , 2 h (73%).

In conclusion, we developed a short synthetic pathway to the stereocontrolled cyclic triglycerol. The key reaction is the  $\text{BF}_3\cdot\text{OEt}_2$ -mediated intramolecular epoxide opening. Our method provides a very simple, highly regioselective route to medium-sized polyether skeletons. This reaction is a synthetic tool for the synthesis of natural and synthetic products containing macro polyether rings.

## EXPERIMENTAL

$^1\text{H}$  NMR spectra were recorded in  $\text{CDCl}_3$  with TMS as an internal reference using a Bruker Biospin AVANCE-II 400 operating at 400 MHz.  $^{13}\text{C}$  NMR spectra were recorded in  $\text{CDCl}_3$  with remnant solvent as an internal reference using the Bruker Biospin AVANCE-II 400 operating at 100 MHz. IR spectra were measured using a PerkinElmer FT-IR Spectrum 100 spectrometer. Low-resolution (LR) and high-resolution (HR) electrospray ionization (ESI) mass spectra (MS) were measured using Agilent LC-MSD 1100 series and Bruker Daltonics micrOTOF focus spectrometers, respectively. Thin-layer chromatography (TLC) was performed on a Merck Silica gel 60F<sub>254</sub> plate. Column chromatography was performed using Kanto Chemical Silica gel 60N (0.063-0.230 mm). All of the organic solvents used in this study were obtained dehydrated from Kanto Chemical and were used. All chemicals used in this study were commercially obtained. All air- and moisture-sensitive reactions were carried out under argon atmosphere.

**(2*S*,6*S*)-1,2-*O*-Isopropylidene-4,8-dioxaundeca-10-en-6-ol (3).** To a mixture of (*R*)-epichlorohydrin (**2**, 4.14 g, 44.7 mmol) and *n*Bu<sub>4</sub>NHSO<sub>4</sub> (1.01 g, 2.98 mmol) in 50% aqueous NaOH (20 mL) was added (*S*)-solketal (**1**, 3.94 g, 29.8 mmol) at 0  $^\circ\text{C}$ . The mixture was stirred for 2 h at the same temperature before allyl alcohol (8.65 g, 0.15 mol) was added. The mixture was stirred for 1 day at rt, and then diluted with ice water. The mixture was extracted with EtOAc. The combined extracts were washed with brine and dried over Na<sub>2</sub>SO<sub>4</sub>. After filtration, the solvent was removed by evaporation. The residue was purified by column chromatography on silica gel (hexane : EtOAc = 3 : 2 then 1 : 1) to give **3** (4.83 g, 65%) as a colorless oil; *R<sub>f</sub>* 0.39 (hexane : EtOAc = 2 : 3); IR (neat)  $\text{cm}^{-1}$  3466, 2986, 2873, 1719, 1455, 1371, 1253, 1213, 1076, 1050, 974, 909, 839, 793, 759;  $^1\text{H}$  NMR ( $\text{CDCl}_3$ )  $\delta$  1.37 (s, 3H), 1.43 (s, 3H), 2.59 (br d, *J* =

3.5 Hz, 1H), 3.44-3.61 (m, 6H), 3.74 (dd,  $J = 8.3$  and  $6.4$  Hz, 1H), 3.98 (br d,  $J = 3.2$  Hz, 1H), 4.02 (dt,  $J = 5.6$  and  $1.4$  Hz, 2H), 4.06 (dd,  $J = 8.3$  and  $6.5$  Hz, 1H), 4.28 (quint,  $J = 5.5$  Hz, 1H), 5.20 (dq,  $J = 10.4$  and  $1.4$  Hz, 1H), 5.28 (dq,  $J = 17.2$  and  $1.6$  Hz, 1H), 5.90 (ddt,  $J = 17.2$ ,  $10.5$ , and  $5.6$  Hz, 1H);  $^{13}\text{C}$  NMR ( $\text{CDCl}_3$ )  $\delta$  25.39, 26.74, 66.59, 69.50, 71.10, 72.37, 72.47, 72.87, 74.69, 109.50, 117.31, 134.46; LRMS  $m/z$  264 ( $\text{M}^+ + \text{Na}$ , 38), 247 ( $\text{M}^+ + \text{H}$ , 100), 189 (31); HRMS calcd for  $\text{C}_{12}\text{H}_{35}\text{O}_5$  247.1540: Found 247.1544.

**(2S,6S)-1-tert-Butyldimethylsilyloxy-4,8-dioxaundeca-10-ene-2,6-diol (4).** Acetonide **3** (4.30 g, 17.5 mmol) was treated with 80% aqueous AcOH (40 mL) for 7 h at rt. The mixture was concentrated by evaporation to give the corresponding triol (3.70 g, quant.) as a colorless oil. This compound was used in next step without further purification.

To a solution of the triol (3.60 g, 17.4 mmol),  $\text{Et}_3\text{N}$  (8.83 g, 87.3 mmol), and DMAP (426 mg, 3.49 mmol) in  $\text{CH}_2\text{Cl}_2$  (170 mL) was added TBDMSCl (3.95 g, 26.2 mmol) at  $0^\circ\text{C}$ . The mixture was stirred for 23 h at rt before saturated aqueous  $\text{NH}_4\text{Cl}$  was added. The mixture was extracted with  $\text{CH}_2\text{Cl}_2$ , and the organic layer was washed with brine, dried over  $\text{Na}_2\text{SO}_4$ , and concentrated by evaporation. The residue was purified by column chromatography on silica gel (hexane : EtOAc = 1 : 1) to give the title compound **4** (4.51 g, 81%) as a colorless oil;  $R_f$  0.50 (hexane : EtOAc = 3 : 7); IR (neat)  $\text{cm}^{-1}$  3405, 2953, 2928, 2857, 1472, 1463, 1361, 1252, 1084, 1005, 926, 834, 775, 667;  $^1\text{H}$  NMR ( $\text{CDCl}_3$ )  $\delta$  0.07 (s, 6H), 0.90 (s, 9H), 2.72 (br s, 1H), 2.79 (br s, 1H), 3.45-3.67 (m, 9H), 3.83 (br, 1H), 3.99 (br, 1H), 4.02 (dt,  $J = 5.6$  and  $1.3$  Hz, 2H), 5.20, (dq,  $J = 10.4$  and  $1.3$  Hz, 1H), 5.28 (dq,  $J = 15.7$  and  $1.5$  Hz, 1H), 5.90 (ddt,  $J = 17.2$ ,  $10.4$ , and  $5.7$  Hz, 1H);  $^{13}\text{C}$  NMR ( $\text{CDCl}_3$ )  $\delta$  -5.41, 18.29, 25.87, 63.93, 69.56, 70.72, 71.18, 72.38, 72.44, 72.79, 117.33, 134.45; LRMS  $m/z$  321 ( $\text{M}^+ + \text{H}$ , 14), 207 (100); HRMS calcd for  $\text{C}_{15}\text{H}_{32}\text{O}_5\text{SiNa}$  343.1911 : Found 343.1889.

**(6S,10S)-11-tert-Butyldimethylsilyloxy-6,10-dibenzyloxy-4,8-dioxaundecene (5).** To a suspension of NaH (60% in oil, 2.25 g, 56.2 mol) in THF (50 ml) was added a solution of **4** (4.50 g, 14.0 mmol) in THF (20 mL) at  $0^\circ\text{C}$ . The mixture was stirred for 40 min at rt before BnBr (7.20 g, 42.1 mmol) was added at  $0^\circ\text{C}$ . The reaction mixture was stirred for 2 h at rt. The reaction was quenched with 50% aqueous THF, and concentrated by evaporation. The residue was diluted with water, and the organic materials were extracted with EtOAc. The combined extracts were washed with water and brine, dried over  $\text{Na}_2\text{SO}_4$ , and concentrated by evaporation. The residue was purified by column chromatography on silica gel (hexane : EtOAc = 15 : 1) to give **5** (6.23 g, 89%) as a colorless oil;  $R_f$  0.38 (hexane : EtOAc = 4 : 1); IR (neat)  $\text{cm}^{-1}$  2928, 2856, 1496, 1471, 1454, 1252, 1091, 1027, 923, 834, 776, 733, 695, 668;  $^1\text{H}$  NMR ( $\text{CDCl}_3$ )  $\delta$  0.04 (s, 6H), 0.89 (s, 9H), 3.49-3.66 (m, 8H), 3.68 (s, 1H), 3.69 (d,  $J = 1.0$  Hz, 1H), 3.75 (quint,  $J = 5.1$  Hz, 1H), 3.99 (dt,  $J = 5.5$  and  $1.5$  Hz, 1H), 4.686 (s, 2H), 4.695 (s, 2H), 5.16 (dq,  $J = 10.4$  and  $1.4$  Hz, 1H), 5.26 (dq,  $J = 17.2$  and  $1.7$  Hz, 1H), 5.89 (ddt,  $J = 17.2$ ,  $10.4$ , and  $5.5$  Hz, 1H), 7.24-7.36 (m, 2H);  $^{13}\text{C}$  NMR ( $\text{CDCl}_3$ )  $\delta$  -5.42, -5.37, 18.29, 25.91, 63.19, 70.42, 71.68, 71.77, 72.29, 72.33, 77.17, 77.22, 78.89,

116.86, 127.44, 127.48, 127.68, 127.72, 128.28, 134.77, 138.74, 138.86; LRMS  $m/z$  520 ( $M^+ + H_2O$ , 100); HRMS calcd for  $C_{29}H_{45}O_5Si$  501.3031: Found 501.3029.

**(2R,6S)-2,6-Dibenzoyloxy-4,8-dioxaundeca-10-en-1-ol (6).** To a solution of **5** (1.78 g, 3.55 mmol) in THF (12 mL) was added TBAF (1.0 M in THF, 5.33 mL, 5.33 mmol) at 0 °C. The solution was stirred for 2 h at rt, and concentrated by evaporation. The residual oil was purified by column chromatography on silica gel (hexane : EtOAc = 3 : 2) to give **6** (1.37 g, 99%) as a colorless oil;  $R_f$  0.54 (hexane : EtOAc = 2 : 3); IR (neat)  $cm^{-1}$  3457, 3064, 3030, 2866, 1736, 1496, 1454, 1348, 1207, 1087, 1059, 1027, 996, 922, 734, 696;  $^1H$  NMR ( $CDCl_3$ )  $\delta$  2.21 (br, 1H), 3.48-3.69 (m, 10H), 3.99 (dt,  $J = 4.2$  and 1.4 Hz, 2H), 4.54-4.71 (m, 4H,  $CH_2Ph$ ), 4.14 (dd,  $J = 10.4$  and 1.5 Hz, 1H), 4.21 (dd,  $J = 17.3$  and 1.6 Hz, 1H), 5.89 (ddt,  $J = 17.2$ , 10.4, and 5.6 Hz, 1H), 7.24-7.36 (m, 10H, Ph- $H$ );  $^{13}C$  NMR ( $CDCl_3$ )  $\delta$  62.78, 70.02, 71.56, 71.65, 71.83, 72.10, 72.27, 72.34, 73.43, 77.85, 117.00, 127.58, 127.70, 127.74, 127.76, 128.32, 128.41, 128.45, 134.63, 138.27, 138.50; LRMS  $m/z$  409 ( $M^+ + Na$ , 8), 404 ( $M^+ + H_2O$ , 100), 387 ( $M^+ + H$ , 38); HRMS calcd for  $C_{23}H_{30}O_5Na$  409.1985: Found 409.1996.

**(2R,6S)-2,6-Dibenzoyloxy-10,11-epoxy-4,8-dioxaundecan-1-ol (7).** To a solution of allyl ether **6** (549 mg, 1.42 mmol) in  $CHCl_3$  (7 mL) was added *m*CPBA (294 mg, 1.70 mmol) at 0 °C. The mixture was stirred for 24 h at rt before saturated aqueous  $NaHCO_3$  was added at 0 °C in order to quench. The organic materials were extracted with EtOAc, and combined extracts were washed with 1 N HCl,  $H_2O$ , and brine, dried over  $Na_2SO_4$ , and concentrated by evaporation. The residue was purified by column chromatography on silica gel (hexane : EtOAc = 1 : 1 then 3 : 7) to give **7** (532 mg, 93%) as a colorless oil with inseparable mixture of diastereomers;  $R_f$  0.29 (hexane : EtOAc = 2 : 3); IR (neat)  $cm^{-1}$  3444, 2920, 2870, 1718, 1496, 1454, 1347, 1273, 1208, 1090, 1027, 907, 848, 736, 697;  $^1H$  NMR ( $CDCl_3$ )  $\delta$  2.17 (br, 1H), 2.58-2.60 (m, 1H), 2.78 (t,  $J = 4.6$  Hz, 1H), 3.11-3.16 (m, 1H), 3.35-3.41 (m, 1H), 3.55-3.68 (m, 8H), 3.71-3.79 (m, 3H), 4.55-4.71 (m, 4H,  $-CH_2Ph$ ), 7.25-7.36 (m, 10H, Ph- $H$ );  $^{13}C$  NMR ( $CDCl_3$ )  $\delta$  44.14, 50.82, 62.74, 71.22, 71.30, 71.56, 71.60, 72.08, 72.11, 72.29, 72.31, 76.96, 77.85, 127.64, 127.77, 128.36, 128.47, 138.26, 138.41; LRMS  $m/z$  425 ( $M^+ + Na$ , 9), 420 ( $M^+ + H_2O$ , 100), 403 ( $M^+ + H$ , 11); HRMS calcd for  $C_{23}H_{30}O_6Na$  425.1935: Found 425.1948.

**General Procedure for the Intramolecular Epoxide-Opening Reaction of 7 (Table 1, Entry 6).** To a solution of **7** (402 mg, 1.00 mmol) in  $CH_2Cl_2$  (100 mL) was added  $BF_3 \cdot OEt_2$  (42.5 mg, 0.30 mmol) at 0 °C. The solution was stirred for 5 h at rt, and concentrated by evaporation. The residue was purified by column chromatography on silica gel (hexane : EtOAc = 1 : 1 then 2 : 3) to give a 1:1 diastereomeric mixture of **8** (324 mg, 81%) as a colorless oil;  $R_f$  0.33 (hexane : EtOAc = 3 : 7); IR (neat)  $cm^{-1}$  3419, 2867, 1718, 1496, 1453, 1270, 1091, 1070, 1026, 970, 737, 714, 697;  $^1H$  NMR ( $CDCl_3$ )  $\delta$  2.34 (br, 1H), 3.49-3.85 (m, 15H), 4.59 (s, 4H), 7.26-7.36 (m, 10H);  $^{13}C$  NMR ( $CDCl_3$ )  $\delta$  68.80, 69.05, 70.13, 70.89,

71.03, 71.06, 71.73, 71.79, 72.13, 74.76, 74.83, 127.74, 127.77, 128.42, 138.08, 138.11; LRMS  $m/z$  425 ( $M^+ + Na$ , 2), 420 ( $M^+ + H_2O$ , 100), 403 ( $M^+ + H$ , 9); HRMS calcd for  $C_{23}H_{31}O_6$  403.2115: Found 403.2109.

**5,10-Dibenzoyloxy-3,7,10-trioxacyclododecanone (12).** To a solution of **8** (124 mg, 0.31 mmol) in  $CH_2Cl_2$  (3 mL) was added DMP (196 mg, 0.46 mmol) at rt. The mixture was stirred for 2 h at the same temperature before 2-propanol (4 mL) was added in order to quench, and concentrated by evaporation. The residue was diluted with EtOAc, and the solution was washed with saturated aqueous  $NaHCO_3$ , water, and brine, dried over  $Na_2SO_4$ , and concentrated by evaporation. The residue was purified by column chromatography on silica gel (hexane : EtOAc = 1 : 1) to give **12** (59 mg, 48%) as a colorless oil;  $R_f$  0.64 (hexane : EtOAc = 3 : 7); IR (neat)  $cm^{-1}$  2869, 1730, 1496, 1454, 1354, 1305, 1267, 1104, 1074, 1027, 982, 949, 916, 735, 696;  $^1H$  NMR ( $CDCl_3$ )  $\delta$  3.56-3.70 (m, 9H), 3.76 (dd,  $J = 11.5$  and  $5.1$  Hz, 1H), 4.18 (ABq,  $J_{AB} = 15.6$  Hz, 4H), 4.60 (ABq,  $J_{AB} = 12.1$  Hz, 4H), 7.27-7.36 (m, 10H);  $^{13}C$  NMR ( $CDCl_3$ )  $\delta$  68.96, 69.02, 71.62, 71.79, 73.42, 73.92, 74.90, 75.11, 127.80, 127.87, 127.90, 128.46, 137.86, 208.38; LRMS  $m/z$  423 ( $M^+ + Na$ , 2), 418 ( $M^+ + H_2O$ , 100), 401 ( $M^+ + H$ , 2); HRMS calcd for  $C_{23}H_{29}O_6$  401.1959: Found 401.1951.

**Stereoselective Reduction of Ketone 12.** To a solution of **12** (20 mg, 0.05 mmol) in THF (0.6 mL) was added L-selectride (1.0 M in THF, 0.06 mL, 0.06 mmol) at  $-78$  °C. The mixture was stirred for 2 h at the same temperature before 1 N HCl was added. After warming to rt, the reaction mixture was extracted with EtOAc, and combined extracts were washed with brine, dried over  $Na_2SO_4$ , and concentrated by evaporation. The residue was purified by column chromatography on silica gel (hexane : EtOAc = 1 : 1 the 2 : 3) to give **8** (14 mg, 73%) as a colorless oil. All characterized data were corresponded with above data.

## REFERENCES (AND NOTES)

1. M. F. Sebban, P. Vottero, A. Alagui, and C. Dupuy, *Tetrahedron Lett.*, 2000, **41**, 1019.
2. S. Cassel, C. Debaig, T. Benvegna, P. Chaimbault, M. Lafosse, D. Plusquellec, and P. Rollin, *Eur. J. Org. Chem.*, 2001, 875.
3. T. Kawagishi, K. Yoshikawa, M. Ubukata, M. Hamada, and N. Nakajima, *Heterocycles*, 2006, **69**, 107.
4. M. Hamada, R. Fujiwara, T. Kishimoto, and N. Nakajima, *Heterocycles*, 2010, **82**, 1669.
5. M. Lemaire, G. Jeminet, J.-G. Gourcy, and G. Dauphin, *Tetrahedron: Asymmetry*, 1993, **4**, 2101.
6. In these cases, polymerized products were not observed.
7. HPLC conditions; Cosmosil AR-II (Nacalai Tesque); eluent = MeCN : 0.5% aq.  $HCO_2H$  (65 : 35), flow rate = 0.5 mL/min;  $\lambda = 254$  nm; retention times = 19.5 and 21.8 min (all *syn*).