

HETEROCYCLES, Vol. 89, No. 3, 2014, pp. 725 - 729. © 2014 The Japan Institute of Heterocyclic Chemistry  
 Received, 13th December, 2013, Accepted, 24th January, 2014, Published online, 4th February, 2014  
 DOI: 10.3987/COM-13-12911

## OXIDATION AND AROMATIZATION OF THE ENANTIOPURE PIPERIDINE DERIVED FROM (*R*)-(-)-2-PHENYLGLYCINOL TO (*1'R*)-(-)-1-(2'-HYDROXY-1'-PHENYLETHYL)-1*H*-PYRIDIN-2-ONE

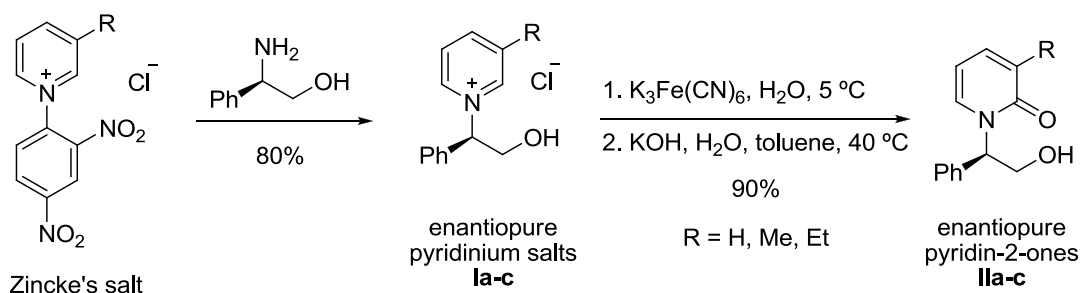
Alejandro Castro,<sup>2</sup> Oscar Romero,<sup>2</sup> Joel L. Terán,<sup>1</sup> Dino Gnecco,<sup>1</sup> Laura Orea,<sup>1</sup> Angel Mendoza,<sup>1</sup> and Jorge R. Juárez<sup>1\*</sup>

<sup>1</sup>Centro de Química, Instituto de Ciencias, Benemérita Universidad Autónoma de Puebla, Edif. 103H, Complejo de Ciencias, C.U., 72570 Puebla, Pue., México.

<sup>2</sup>Universidad Politécnica de Tlaxcala, Av. Universidad Politécnica 1, San Pedro Xalcaltzinco, 90180 Tepeyanco, Tlax., México; E-mail: jorge.juarez@correo.buap.mx

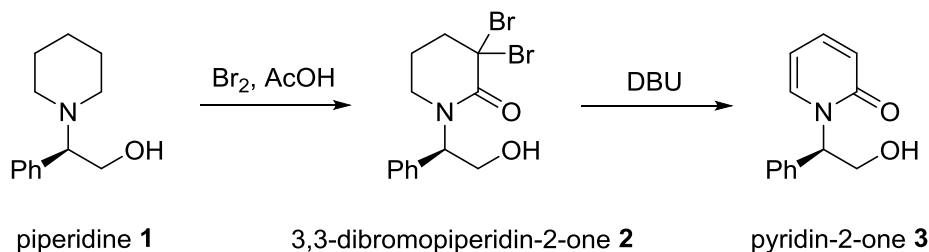
**Abstract** – An efficient oxidation of enantiopure piperidine **1** with bromine in acetic acid to generate the corresponding enantiopure (*R*)-3,3-dibromo-1-(2'-hydroxy-1'-phenylethyl)piperidin-2-one **2** is described. Then, aromatization of compound **2** to give enantiopure pyridin-2-one **3** in 71% overall yield is presented.

In general, pyridin-2-ones and dihydropyridin-2-ones are versatile synthetic building blocks, which are used as starting materials to carry out the synthesis of interesting and diversely functionalized nitrogen heterocycles.<sup>1</sup> In this context, we previously reported a practical procedure to carry out the oxidation of enantiopure pyridinium salts **Ia-c** to the corresponding pyridin-2-ones **IIa-c**. This procedure involves the treatment of the pyridinium salts **Ia-c** with a mixture of potassium ferricyanide and potassium hydroxide to give the products **IIa-c** with yield of ca. 90%.<sup>2</sup> However, it is remarkable mentioning that the pyridinium salts are obtained from the reaction of Zincke's salts with (*R*)-(-)-2-phenylglycinol with average yields of 85%<sup>3</sup> (Scheme 1).



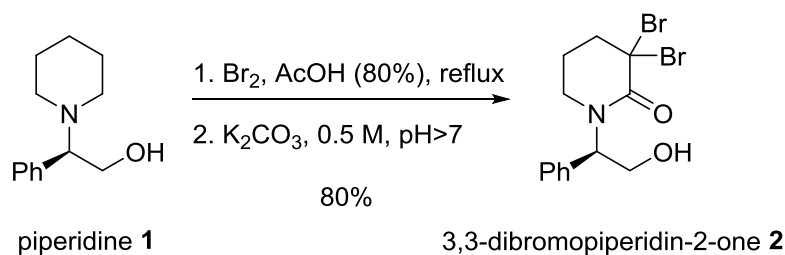
Scheme 1

Herein, we report the oxidation of enantiopure piperidine **1**<sup>4</sup> with bromine in the presence of acetic acid afforded 3,3-dibromopiperidin-2-one **2** in 80% yield.<sup>5</sup> Then, the aromatization of compound **2** under basic conditions gave access quantitatively to the corresponding enantiopure pyridin-2-one **3** (Scheme 2).



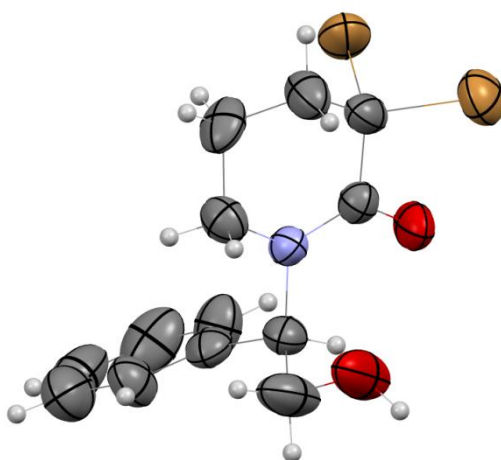
Scheme 2

The oxidation of piperidine **1** into 3,3-dibromopiperidin-2-one **2** was achieved using 10.0 eq. of bromine in acetic acid (80%) and refluxing the solution for 1 h. Then, basic aqueous workup allowed to obtain the product **2** in 80% yield, after purification by flash chromatography (Scheme 3).

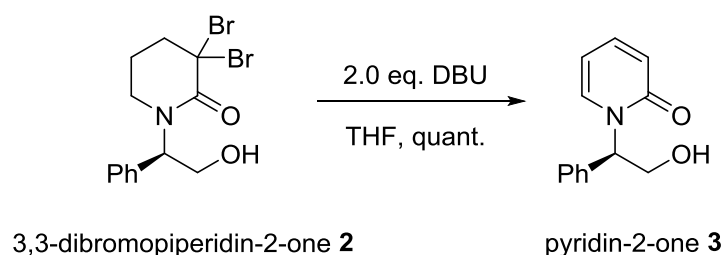


Scheme 3

Compound **2** was crystallized and submitted to X-ray analysis.<sup>6</sup> The ORTEP view of product **2** is shown in the Figure 1.

Figure 1. ORTEP of piperidin-2-one **2**

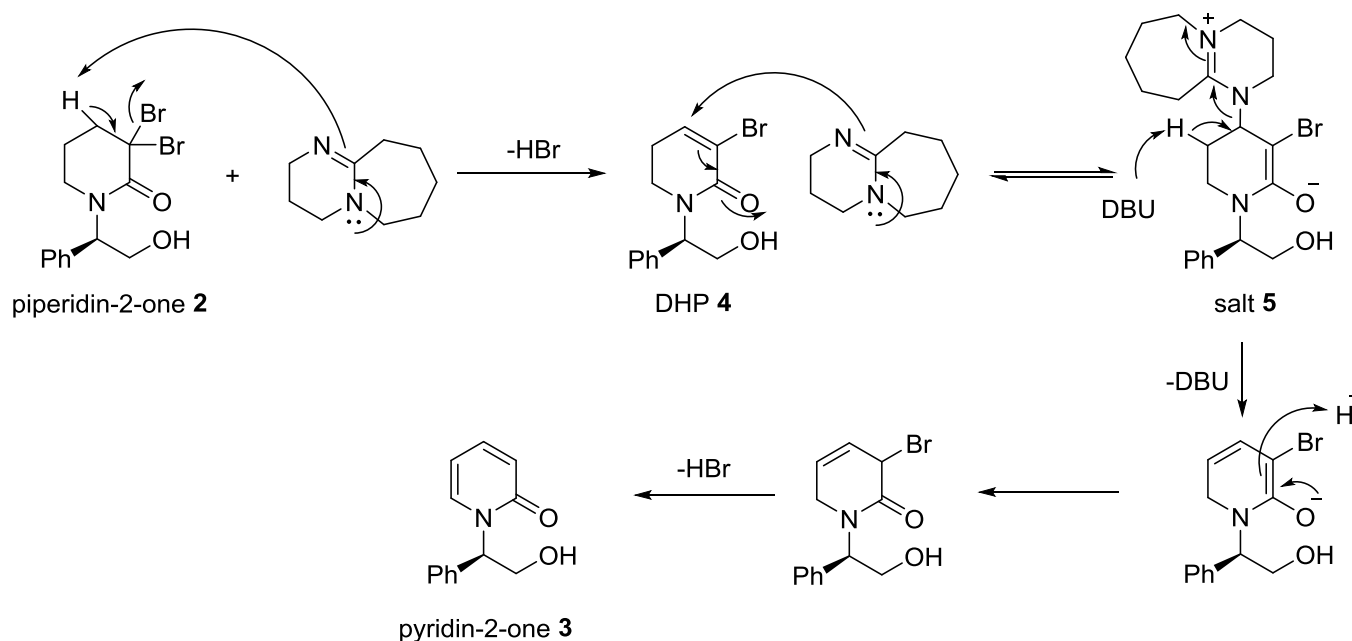
The aromatization of compound **2** was carried out with 2.0 eq. of DBU in refluxing THF for 1 h. Thus, pyridin-2-one **3** was obtained in quantitative yield (Scheme 4).



Scheme 4

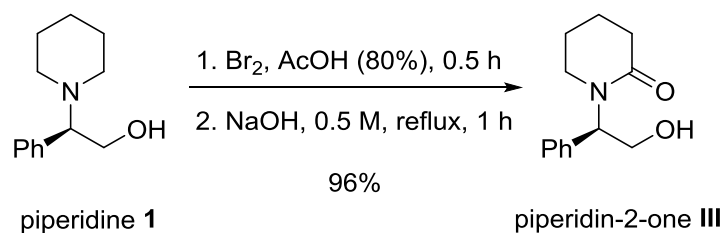
The spectroscopic data of compound **3** are in good agreement with the data reported in the literature for the (*R*) enantiomer.<sup>2</sup>

The aromatization process can be explained by a first dehydrobromination to give 5,6-dihydropyridin-2-one **4** which reacts through an aza-Michael reaction with DBU<sup>7</sup> to afford the corresponding salt **5**. Then, elimination of DBU, followed by a second dehydrobromination gave access to pyridin-2-one **3** (Scheme 5).



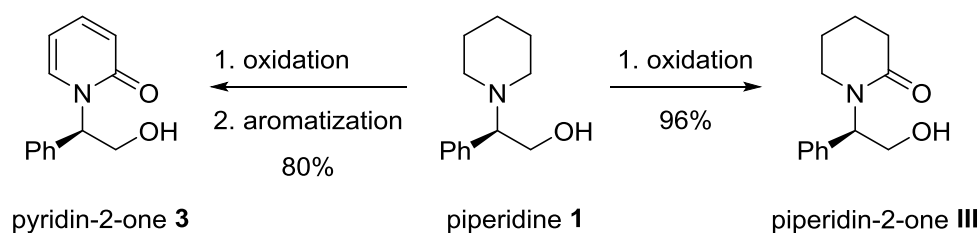
Scheme 5

It is worth mentioning that in a previous work we reported the oxidation of enantiopure piperidine **1** with bromine in acetic acid to achieve the corresponding enantiopure piperidin-2-one **III** in 96% yield<sup>8</sup> (Scheme 6).



Scheme 6

Accordingly, starting from enantiopure piperidine **1**, we can access to both compounds either pyridin-2-one **3** or piperidin-2-one **III** in good yields, through two different oxidation process (Scheme 7).



Scheme 7

An efficient method for the preparation of pyridin-2-one **3** in good yield has been developed. Additionally, two different oxidation processes have been proven, which give access to either piperidin-2-ones or pyridin-2-ones. Further use of these oxidation processes for the oxidation of 2- or 3-alkylpiperidines is currently under investigation.

## EXPERIMENTAL

**General.** The  $^1\text{H}$  and  $^{13}\text{C}$  NMR spectra were determined in  $\text{CDCl}_3$  using TMS as an internal reference with a Varian VX400 FT NMR spectrometer operating at 400 and 100 MHz respectively. IR spectra were obtained with a Nicolet FTIR Magna 750 spectrometer. Optical rotations were determined at room temperature with a Perkin-Elmer 341 polarimeter, using a 1 dm cell with a total volume of 1 mL and are referenced to the D-line of sodium. Mass spectra were recorded with a JEOL JEM-AX505HA instrument at a voltage of 70 eV.

### Oxidation of compound **1**.

To a solution of **1** (0.205 g, 1.0 mmol) in acetic acid (1.0 mL, 80%) at 0 °C was added dropwise a solution of bromine (10.0 mmol, 0.51 mL) in acetic acid (2.0 mL, 80%) and water (3.0 mL). The resulting solution was stirred at room temperature for 2 h and, then, was heated at reflux for 1 h. After cooling to 0 °C, the resulting solution was basified by dropwise addition of aqueous  $\text{K}_2\text{CO}_3$  (0.50 M). The aqueous layer was

extracted with CH<sub>2</sub>Cl<sub>2</sub> (3 × 50 mL), and the combined organic extracts were washed with saturated aqueous Na<sub>2</sub>S<sub>2</sub>O<sub>3</sub> (25 mL), dried and concentrated to give a yellow solid. Purification by flash chromatography (SiO<sub>2</sub>, gradient from AcOEt to 95:5 AcOEt–MeOH) afforded pure lactam **2** in 80% yield.

#### Aromatization of compound **2**.

To a solution of **2** (0.190 g, 0.50 mmol) in THF (5 mL) was added dropwise DBU (0.170 g, 1.1 mmol) and the mixture was heated at reflux for 1 h. Then, the reaction was quenched with saturated aqueous NH<sub>4</sub>Cl (3 mL) and extracted with AcOEt (3 × 10 mL). The combined organic layers were successively washed with 5% aqueous HCl, 5% aqueous NaHCO<sub>3</sub>, and brine, then dried, filtered, and concentrated to give pyridin-2-one **3** in quantitative yield.

#### ACKNOWLEDGEMENTS

We thank VIEP-BUAP, PROMEP, and CONACYT CB-2009-01/128747, and INFR-2011-3-173585.

#### REFERENCES

- (a) D. L. Coffen, U. Hengartner, D. A. Katonak, M. E. Mulligan, D. C. Burdick, G. L. Olson, and L. J. Todaro, *J. Org. Chem.*, **1984**, *49*, 5109; (b) M. Amat, N. Llor, J. Hidalgo, A. Hernández, and J. Bosch, *Tetrahedron: Asymmetry*, **1996**, *7*, 977; (c) J. T. Kuethe and A. Padwa, *Tetrahedron Lett.*, **1997**, *38*, 1505; (d) S. Mabic and N. Castagnoli, Jr., *J. Org. Chem.*, **1996**, *61*, 309.
- D. Gnecco, C. Marazano, R. G. Enríquez, J. L. Terán, M. R. Sánchez, and A. Galindo, *Tetrahedron: Asymmetry*, **1998**, *9*, 2027.
- Y. Genisson, C. Marazano, M. Mehmandoust, D. Gnecco, and B. C. Das, *Synlett*, **1992**, 431.
- For the preparation of **1**, see: J. Juárez, D. Gnecco, A. Galindo, R. G. Enríquez, C. Marazano, and W. F. Reynolds, *Tetrahedron: Asymmetry*, **1997**, *8*, 203.
- (a) A. M. Duffield, H. Budzikiewicz, and C. Djerassi, *J. Am. Chem. Soc.*, **1965**, *87*, 2926; (b) H. McKennis, E. R. Bowman, L. D. Quin, and R. C. Denney, *J. Chem. Soc., Perkin Trans. 1*, **1973**, 2046.
- Deposition number CCDC-973161 for compound No. **2**. Free copies of the data can be obtained via <http://www.ccdc.cam.ac.uk/conts/retrieving.html> (or from the Cambridge Crystallographic Data Centre, 12 Union Road, Cambridge, CB2 1EZ, UK; Fax: +44 1223 336033; e-mail: [deposit@ccdc.cam.ac.uk](mailto:deposit@ccdc.cam.ac.uk)).
- N. Ghosh, *Synlett*, **2004**, 574 and references cited.
- A. Castro-C., J. Juárez-P., D. Gnecco, J. L. Terán, A. Galindo, S. Bernès, and R. G. Enríquez, *Tetrahedron: Asymmetry*, **2005**, *16*, 949.