

Ga(OTf)₃ CATALYZED SYNTHESIS OF 1,4-DIHYDROPYRIMIDIN-2(1H)-ONES

Jingjing Xia* and Kehua Zhang

Key Laboratory of Functional Molecule Design and Interface Process, Anhui Jianzhu University, Heifei, Anhui, P.R.China, 230601; Email: xiajj@ahjzu.edu.cn

Abstract – Gallium(III) triflate was used to catalyze Biginelli-like reactions under solvent-free condition to obtain dihydropyrimidinone derivatives in good to excellent yields and short reaction time.

Dihydropyrimidinones (DHPMs) has attracted increasing attentions in organic and medicinal chemistry due to their versatile pharmacological and therapeutic properties, such as calcium channel modulators, α_{1a} adrenoceptor-selective antagonists,¹⁻³ anticancer drugs to inhibit kinesin motor proteins,^{4,5} Rho-kinase inhibitors,⁶ anti-HIV activity⁷ and so on.

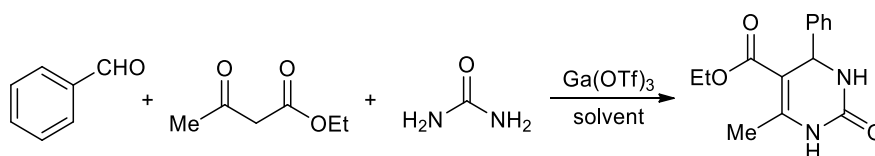
The first synthesis of DHPMs was reported by an Italian chemist, Pietro Biginelli, in 1893 through a simple one-pot, three-component condensation reaction of urea, ethyl acetoacetate and an aromatic aldehyde.⁸ The Biginelli reaction was not widely applied until the early 1990s as the increasing requirement of biological active compounds, which made this multicomponent reaction attractive. In the past years, this reaction has gained much more attention and several modified procedures have been reported in order to improve its efficiency. Lewis acids catalyzed DHPMs synthesis is one of the most widely used methods, such as BF₃·OEt₂,⁹ FeCl₃·6H₂O,¹⁰ LaCl₃,¹¹ Yb(OTf)₃,¹² Cu(OTf)₂,¹³ InBr₃,¹⁴ Zr(NO₃)₃,¹⁵ BiCl₃,¹⁶ Mn(OAc)₃,¹⁷ CaCl₂,¹⁸ I₂,¹⁹ ZrOCl₂,²⁰ montmorillonite KSF,²¹ LiBr²² etc. Although extensive investigations have devoted to improve the efficiency of Biginelli reaction, we, here, provide a relatively simple operation and environmental friendly reaction condition to carry out Biginelli reaction.

As a water-compatible strong Lewis acid, Ga(OTf)₃ has been widely used to catalyze organic reactions,²³ such as Beckmann rearrangements,²⁴ Friedel–Crafts reactions,^{25,26} aldoxime dehydration,^{27,28} regioselective rearrangements of 2-substituted vinyloxydes,²⁹ asymmetric Mukaiyama aldol reactions,³⁰ constructions of fused-bicyclic lactones,³¹ and so on. Herein, we report a new utility of gallium(III) triflate catalyzed neat Biginelli reaction. Compared to other methods reported in the literature, gallium(III)-promoted reactions are straightforward, giving good to excellent yields. Moreover, this

reaction condition can also expand to cycloketones, giving a novel transformation for the synthesis of dihydropyrimidinones.

Initially, the reaction conditions were screened by exploring a typical Biginelli reaction of ethyl acetoacetate, benzaldehyde and urea with catalyzed Ga(OTf)₃ in various solvents, as collected in Table 1. 10 mol% Ga(OTf)₃ was employed to catalyze this reaction under various solvents, such as THF, DCM, acetonitrile, ethanol and toluene. THF and DCM gave trace amount of the desired product after refluxing for 12 hours, which might be attributed to the low boiling points of the solvents (Table 1, entries 1 and 3). Low yields were also obtained in toluene and acetonitrile solutions (Table 1, entries 2 and 4). Ethanol can give a relatively better yield of 88% (Table 1, entry 5). However, when this reaction was carried out without solvent at 90 °C, 98% yield product can be obtained within 0.5 h (Table 1, entry 6). The yield was a little bit lower (90%) when the catalyst amount was reduced to 5 mol% (Table 1, entry 7).

Table 1. Reaction condition optimization on the Ga(OTf)₃ catalyzed Biginelli reaction^a



| Entry | Solvent | Ga(OTf) ₃ /(mol%) | Reflux time/h | Yield/% |
|----------------------|---------------------|------------------------------|---------------|-----------|
| 1 | THF | 10 | 12 | trace |
| 2 | toluene | 10 | 12 | 30 |
| 3 | DCM | 10 | 12 | trace |
| 4 | MeCN | 10 | 12 | 50 |
| 5 | EtOH | 10 | 12 | 88 |
| 6^b | solvent-free | 10 | 0.5 | 98 |
| 7 ^b | solvent-free | 5 | 12 | 90 |

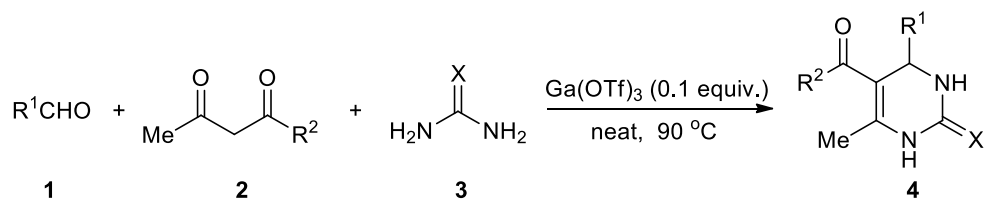
^a: The reactant condition: benzaldehyde (1.0 mmol), ethyl acetoacetate (1.0 mmol), urea (1.2 mmol) in 10 mL solvent;

^b: Reaction temperature: 90 °C.

With the best reaction condition (Table 1, entry 6) in hand; the reaction scope was explored to different aldehydes, alkyl acetoacetates and urea or thiourea. The collected results were presented in Table 2. First all, different benzaldehydes with both electron donating (-OMe) and electron withdrawing (-NO₂ and -F) groups were investigated, giving high yield (> 90%) within less than one hour (Table 2, entries 1–5 and

9–11). Alkyl aldehydes were also explored (Table 2, entries 7 and 8), but with relatively low yields of and 82%, respectively. Thioureas can also be applied in this reaction condition (Table 2, entries 12 and with good yields.

Table 2. Ga(OTf)₃ catalyzed Biginelli reaction of aldehydes, alkyl acetoacetates and urea under solvent-free condition^a



| Entry | R ¹ | R ² | X | Time (h) | Product | Yield (%) |
|-------|--|----------------|---|----------|-----------|-----------|
| 1 | C ₆ H ₅ | OEt | O | 0.5 | 4a | 98 |
| 2 | 4-MeO-C ₆ H ₄ | OEt | O | 0.5 | 4b | 93 |
| 3 | 4-Cl-C ₆ H ₄ | OEt | O | 0.5 | 4c | 95 |
| 4 | 4-F-C ₆ H ₄ | OEt | O | 0.25 | 4d | 94 |
| 5 | 4-NO ₂ -C ₆ H ₄ | OEt | O | 0.25 | 4e | 96 |
| 6 | | OEt | O | 0.75 | 4f | 90 |
| 7 | Me ^b | OEt | O | 0.5 | 4g | 84 |
| 8 | n-C ₆ H ₁₃ | OEt | O | 1.0 | 4h | 82 |
| 9 | C ₆ H ₅ | OMe | O | 0.5 | 4i | 94 |
| 10 | 4-MeO-C ₆ H ₄ | OMe | O | 0.5 | 4j | 90 |
| 11 | 4-Cl-C ₆ H ₄ | OMe | O | 0.5 | 4k | 92 |
| 12 | C ₆ H ₅ | OEt | S | 0.5 | 4l | 91 |
| 13 | C ₆ H ₅ | OMe | S | 0.5 | 4m | 85 |

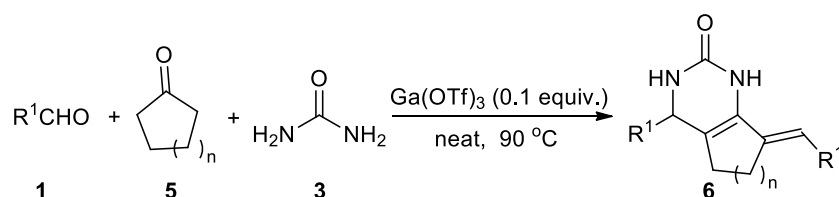
^a: The reactant condition: aldehyde (1.0 mmol), alkyl acetoacetate (1.0 mmol) and urea (1.2 mmol);

^b: From 40% acetaldehyde solution.

The successful scope investigation mentioned above (Table 2) prompted us to further expand the of Biginelli reaction by replacing alkyl acetoacetate to cycloketones. Although Pan group has reported the one-pot multicomponent Biginelli reactions between cycloalkanones, urea or thiourea, and aldehydes catalyzed by TMSCl,³² a combination solvent of DMF/MeCN was used. Liu group mentioned a solvent catalyst free reaction condition, but the aldehydes were only restricted for aromatic aldehydes and no cycloketones were investigated.³³ In this reaction, Ga(OTf)₃ catalyzed cycloketones, urea and aldehydes

were also succeeded under solvent-free conditions with moderate to high yields (Table 3). Benzaldehydes with both electron donating (–Me and –OMe) and electron withdrawing (–NO₂) groups were tested with good yields (Table 3, entries 1–5 and 7). A seven-membered ring ketone, cycloheptanone, was also tried with a 83% yield (Table 3, entry 6).

Table 3. Ga(OTf)₃ catalyzed Biginelli reaction of cycloketone, aldehyde, and urea under solvent-free condition^a



| Entry | R ¹ | n | Time (h) | Product | Yield (%) ^a |
|-------|--|---|----------|-----------|------------------------|
| 1 | C ₆ H ₅ | 1 | 0.5 | 6a | 94 |
| 2 | 4-NO ₂ -C ₆ H ₄ | 1 | 0.25 | 6b | 86 |
| 3 | 4-Cl-C ₆ H ₄ | 1 | 0.75 | 6c | 88 |
| 4 | 4-MeO-C ₆ H ₄ | 1 | 0.5 | 6d | 89 |
| 5 | 4-Me-C ₆ H ₄ | 1 | 0.75 | 6e | 88 |
| 6 | C ₆ H ₅ | 3 | 1.0 | 6f | 83 |
| 7 | | 1 | 1.0 | 6g | 82 |

^a: The reactant condition: benzaldehyde (2.0 mmol), cycloketone (1.0 mmol) and urea (1.2 mmol).

In conclusion, Ga(OTf)₃ can effectively catalyze Biginelli reaction of alkyl acetoacetates (or cycloketones), aldehydes and urea or thiourea under solvent-free conditions. The functional group diversity, environmental friendly condition, high yield and mild reactions conditions will promote this reaction with wide applications.

EXPERIMENTAL

All chemicals (AR grade) were obtained from commercial resources and used without further purification. ¹H NMR (400 MHz) spectra were recorded on a Varian Mercury MHz spectrometer in CDCl₃ with TMS as the internal standard. All products are known and they were also identified by melting point, which were determined using XT-4 apparatus and are not corrected. High-resolution mass spectra (HRMS) were obtained using a GCT-TOF instrument.

General procedure for the synthesis of DHPMs

To a mixture of alkyl acetoacetate (or cycloketone) (1.0 mmol), aldehyde (1.0 mmol, for cycloketones: 2.0 mmol) and urea (or thiourea) (1.2 mmol), 0.1 equivalent Ga(OTf)₃ was added. The mixture was stirred at 90 °C for appropriate time. After reaction completed by TLC analysis, water was added and the product was extracted with EtOAc. The organic layer was dried over anhydrous Na₂SO₄ and evaporated. The residue was recrystallized from methanol or ethanol to obtain pure products.

NMR and HR-MS for part of the compounds:

Ethyl 6-methyl-2-oxo-4-phenyl-1,2,3,4-tetrahydropyrimidine-5-carboxylate (4a). mp 202–203 °C (Lit.⁹ 202–204 °C). ¹H NMR (CDCl₃, 400 MHz) δ 8.04 (br, 1H, NH), 7.33–7.25 (m, 5H, ArH), 5.74 (br, 1H, NH), 5.05 (s, 1H, CH), 4.08 (q, *J* = 7.2 Hz, 2H, CH₂O), 2.36 (s, 3H, CH₃), 1.18 (t, *J* = 7.2 Hz, 3H, CH₃).

Ethyl 4-(4-methoxyphenyl)-6-methyl-2-oxo-1,2,3,4-tetrahydropyrimidine-5-carboxylate (4b). mp 201–202 °C (Lit.⁹ 201–203 °C). ¹H NMR (DMSO-*d*₆, 400 MHz) δ 9.14 (br, 1H, NH), 7.70 (br, 1H, NH), 7.15 (d, *J* = 8.6 Hz, 2H), 6.88 (d, *J* = 8.6 Hz, 2H), 5.10 (d, *J* = 3.4 Hz, 1H), 3.98 (q, *J* = 7.2 Hz, 2H, CH₂O), 3.72 (s, 3H, CH₃), 2.24 (s, 3H, CH₃), 1.11 (t, *J* = 7.2 Hz, 3H, CH₃). HR-MS(ED): calcd for C₁₅H₁₈N₂O₄: 290.1267, found: 290.1271.

Ethyl 4-(4-chlorophenyl)-6-methyl-2-oxo-1,2,3,4-tetrahydropyrimidine-5-carboxylate (4c). mp 214–216 °C (Lit.⁹ 213–215 °C). ¹H NMR (DMSO-*d*₆, 400 MHz) δ 9.25 (br, 1H, NH), 7.78 (br, 1H, NH), 7.39 (d, *J* = 8.4 Hz, 2H), 7.24 (d, *J* = 8.4 Hz, 2H), 5.14 (d, *J* = 3.0 Hz, 1H), 3.98 (q, *J* = 7.1 Hz, 2H, CH₂O), 2.26 (s, 3H), 1.10 (t, *J* = 7.1 Hz, 3H, CH₃).

Ethyl 4-(4-fluorophenyl)-6-methyl-2-oxo-1,2,3,4-tetrahydropyrimidine-5-carboxylate (4d). mp 176–178 °C (Lit.³⁴ 175–177 °C). ¹H NMR (CDCl₃, 400 MHz) δ 8.13 (br, 1H, NH), 7.26 (d, *J* = 8.4 Hz, 2H), 7.01 (d, *J* = 8.4 Hz, 2H), 5.40 (d, *J* = 3.2 Hz, 1H), 4.08 (q, *J* = 7.2 Hz, 2H, CH₂O), 2.33 (s, 3H), 1.18 (t, *J* = 7.2 Hz, 3H, CH₃).

Ethyl 4-(4-nitrophenyl)-6-methyl-2-oxo-1,2,3,4-tetrahydropyrimidine-5-carboxylate (4e). mp 207–211 °C (Lit.⁹ 208–211 °C). ¹H NMR (DMSO-*d*₆, 400 MHz) δ 9.38 (br, 1H, NH), 8.20 (d, *J* = 8.6 Hz, 2H), 7.50 (d, *J* = 8.6 Hz, 2H), 5.26 (d, *J* = 2.0 Hz, 1H), 3.97 (q, *J* = 7.2 Hz, 2H, CH₂O), 2.26 (s, 3H), 1.10 (t, *J* = 7.2 Hz, 3H, CH₃).

Ethyl 4-(2-furanyl)-6-methyl-2-oxo-1,2,3,4-tetrahydropyrimidine-5-carboxylate (4f). mp 209–212 °C (Lit.³⁴ 207–209 °C). ¹H NMR (CDCl₃, 400 MHz) δ 7.86 (br, 1H, NH), 7.32 (d, *J* = 6.0 Hz, 1H), 6.29–6.24 (m, 2H), 6.13 (d, *J* = 6.2 Hz, 1H), 5.47 (s, 1H, CH), 4.15 (q, *J* = 7.2 Hz, 2H, CH₂O), 2.35 (s, 3H), 1.20 (t, *J* = 7.2 Hz, 3H, CH₃).

Ethyl 4,6-dimethyl-2-oxo-1,2,3,4-tetrahydropyrimidine-5-carboxylate (4g). mp 194–196 °C (Lit.¹⁴ 194–195 °C). ¹H NMR (CDCl₃, 400 MHz): δ 8.11 (br, 1H, NH), 5.70 (br, 1H, NH), 4.43–4.32 (m, 1H, CH), 4.20 (q, *J* = 7.2 Hz, 2H, CH₂O), 2.28 (s, 3H, CH₃), 1.29–1.26 (m, 6H, 2×CH₃). HR-MS(ED): calcd for C₉H₁₄N₂O₃: 198.1004, found: 198.1003.

Ethyl 4-hexyl-6-methyl-2-oxo-1,2,3,4-tetrahydropyrimidine-5-carboxylate (4h). mp 208–210 °C (Lit.¹² 208–210 °C). ¹H NMR (CDCl₃, 400 MHz): δ 8.15 (br, 1H, NH), 5.87 (br, 1H, NH), 4.35–4.25 (m, 1H, CH), 4.19 (q, *J* = 7.2 Hz, 2H, CH₂O), 2.30 (s, 3H, CH₃), 1.55–1.52 (m, 2H, CH₂), 1.35–1.10 (m, 11H, CH₃ + 4×CH₂), 0.88 (t, *J* = 7.2 Hz, 3H, CH₃).

Methyl 6-methyl-2-oxo-4-phenyl-1,2,3,4-tetrahydropyrimidine-5-carboxylate (4i). mp 210–212 °C (Lit.⁹ 209–212 °C). ¹H NMR (DMSO-*d*₆, 400 MHz) δ 8.10 (br, 1H, NH), 7.33–7.28 (m, 5H, ArH), 5.38 (d, *J* = 2.6 Hz, 1H), 3.61 (s, 3H), 2.35 (s, 3H).

Methyl 4-(4-methoxyphenyl)-6-methyl-2-oxo-1,2,3,4-tetrahydropyrimidine-5-carboxylate (4j). mp 193–194 °C

(Lit.⁹ 192–194 °C). ¹H NMR (DMSO-*d*₆, 400 MHz) δ 9.16 (br, 1H, NH), 7.71 (br, 1H, NH), 7.20(d, *J* = 8.4 Hz, 2H), 6.83 (d, *J* = 8.4 Hz, 2H), 5.30 (d, *J* = 2.2 Hz, 1H), 3.76 (s, 3H), 3.62 (s, 3H), 2.31 (s, 3H).

Methyl 4-(4-chlorophenyl)-6-methyl-2-oxo-1,2,3,4-tetrahydropyrimidine-5-carboxylate (4k). mp 205–207 °C (Lit.¹² 204–207 °C). ¹H NMR (DMSO-*d*₆, 400 MHz) δ 9.21 (br, 1H, NH), 7.71 (br, 1H, NH), 7.15 (d, *J* = 8.4 Hz, 2H), 6.88 (d, *J* = 8.4 Hz, 2H), 5.10 (d, *J* = 2.8 Hz, 1H), 3.54 (s, 3H), 2.27 (s, 3H).

Ethyl 6-methyl-4-phenyl-2-thioxo-1,2,3,4-tetrahydropyrimidine-5-carboxylate (4l). mp 231–234 °C (Lit.¹⁴ 232–234 °C). ¹H NMR (CDCl₃, 400 MHz): δ 7.88 (br, 1H, NH), 7.28–7.26 (m, 5H, ArH), 5.39 (d, *J* = 3.4 Hz, 1H, CH), 4.05 (q, *J* = 7.2 Hz, 2H, CH₂O), 2.35 (s, 3H, CH₃), 1.16 (t, *J* = 7.2 Hz, 3H, CH₃). HR-MS(EI): calcd for C₁₄H₁₆N₂O₂S: 276.0932, found: 276.0940.

Methyl 6-methyl-4-phenyl-2-thioxo-1,2,3,4-tetrahydropyrimidine-5-carboxylate (4m). mp 220–222 °C (Lit.³⁵ 221–222 °C). ¹H NMR (CDCl₃, 400 MHz): δ 7.90 (br, 1H, NH), 7.30–7.25 (m, 5H, ArH), 5.25 (d, *J* = 3.4 Hz, 1H, CH), 3.60 (s, 3H, CH₃), 2.27 (s, 3H, CH₃).

7-Benzylidene-4-phenyl-3,4,6,7-tetrahydro-1H-cyclopenta[*d*]pyrimidin-2(5H)-one (6a). mp 237–239 °C (Lit.³² 236–239 °C). ¹H NMR (DMSO-*d*₆, 400 MHz): δ 8.78 (s, 1H, NH), 7.41–7.23 (m, 11H, ArH, =CH), 6.64 (s, 1H, NH), 5.16 (s, 1H, CH), 2.84–2.80 (m, 2H, CH₂), 2.36–2.35 (m, 1H, CH), 2.04–1.98 (m, 1H, CH). HR-MS (EI): calcd for C₂₀H₁₈N₂O: 302.1419, found: 302.1418.

7-(4-Nitrobenzylidene)-4-(4-nitrophenyl)-3,4,6,7-tetrahydro-1H-cyclopenta[*d*]pyrimidin-2(5H)-one (6b). mp 280–282 °C (Lit.³⁴ 281–282 °C). ¹H NMR (DMSO-*d*₆, 400 MHz): δ 8.88 (s, 1H, NH), 8.36–8.18 (m, 4H, ArH), 7.66–7.38 (m, 4H, ArH), 6.90–6.79 (m, 2H, NH+CH), 5.40 (s, 1H, CH), 2.93–2.89 (m, 2H, CH₂), 2.27–2.19 (m, 1H, CH), 2.04–2.02 (m, 1H, CH).

7-(4-Chlorobenzylidene)-4-(4-chlorophenyl)-3,4,6,7-tetrahydro-1H-cyclopenta[*d*]pyrimidin-2(5H)-one (6c). mp 227–228 °C (Lit.³² 226–228 °C). ¹H NMR (DMSO-*d*₆, 400 MHz): δ 8.84 (s, 1H, NH), 7.47–7.28 (m, 9H, ArH, =CH), 6.63 (s, 1H, NH), 5.18 (s, 1H, CH), 2.83–2.78 (m, 2H, CH₂), 2.44–2.38 (m, 1H, CH), 2.03–1.97 (m, 1H, CH).

7-(4-Methoxybenzylidene)-4-(4-methoxyphenyl)-3,4,6,7-tetrahydro-1H-cyclopenta[*d*]pyrimidin-2(5H)-one (6d). mp 250–252 °C (Lit.³² 250–252 °C). ¹H NMR (DMSO-*d*₆, 400 MHz): δ 8.65 (s, 1H, NH), 7.27 (d, 2H, *J* = 8.4Hz, ArH), 7.16 (d, 2H, *J* = 8.4Hz, ArH), 7.05 (s, 1H, ArH), 6.94 (d, 4H, *J* = 7.5Hz, ArH, =CH), 6.58 (s, 1H, NH), 5.10 (s, 1H, CH), 3.76 (s, 6H, 2×OCH₃), 2.79 (s, 2H, CH₂), 2.40–2.36 (m, 1H, CH), 2.01–1.94 (m, 1H, CH); HR-MS (EI): calcd for C₂₂H₂₂N₂O₃: 362.1630; found: 362.1626.

7-(4-Methylbenzylidene)-4-(*p*-tolyl)-3,4,6,7-tetrahydro-1H-cyclopenta[*d*]pyrimidin-2(5H)-one (6e). mp 239–241 °C (Lit.³² 238–241 °C). ¹H NMR (DMSO-*d*₆, 400 MHz): δ 8.99 (s, 1H, NH), 7.40–7.25 (m, 9H, ArH, =CH), 6.94 (s, 1H, NH), 5.20 (s, 1H, CH), 2.85–2.83 (m, 2H, CH₂), 2.44–2.36 (m, 1H, CH), 2.10 (s, 7H, 2 ×CH₃+CH). HR-MS (EI): calcd for C₂₂H₂₂N₂O: 330.1732; found: 330.1729.

9-Benzylidene-4-phenyl-3,4,6,7,8,9-hexahydro-1H-cyclohepta[*d*]pyrimidin-2(5H)-one (6f). mp 287–288 °C (Lit.³⁴ 286–288 °C). ¹H NMR (DMSO-*d*₆, 400 MHz): δ 9.02 (s, 1H, NH), 7.43–7.22 (m, 11H, ArH, =CH), 6.93 (s, 1H, NH), 5.24 (s, 1H, CH), 2.85–2.83 (m, 2H, CH₂), 2.44–2.43 (m, 1H, CH), 2.09 (s, 5H, CH, 2CH₂).

4-(Naphthalen-1-yl)-7-(naphthalen-1-ylmethylene)-3,4,6,7-tetrahydro-1H-cyclopenta[*d*]pyrimidin-2(5H)-one (6g). mp 262–264 °C (Lit.³⁴ 260–264 °C). ¹H NMR (DMSO-*d*₆, 400 MHz): δ 9.20 (s, 1H, NH), 8.39–6.76 (m, 14H, ArH), 7.05 (s, 1H, =CH), 6.03 (s, 1H, NH), 5.29 (s, 1H, CH), 2.80–2.70 (m, 2H, CH₂), 2.45–2.41 (m, 1H, CH), 1.83–1.75 (m, 1H,

CH). HR-MS (EI): calcd for C₂₈H₂₂N₂O: 402.1732; found: 402.1725.

ACKNOWLEDGEMENTS

This work is financially supported by the Anhui Provincial Natural Science Foundation (No. 1208085QB24).

REFERENCES

1. [Y. Huang, L. Taylor, X. Chen, and N. Ayres, *J. Polym. Sci., Part A: Polym. Chem.*, 2013, **51**, 5230.](#)
2. [C. O. Kappe, *Eur. J. Med. Chem.*, 2000, **35**, 1043.](#)
3. [Y.-S. Huang and G.-W. Wang, *J. Mol. Struct.: THEOCHEM*, 2008, **860**, 24.](#)
4. [C. O. Kappe, O. V. Shishkin, G. Uray, and P. Verdino, *Tetrahedron*, 2000, **56**, 1859.](#)
5. [Y. Huang and X. Chen, *Nano LIFE*, 2014, **4**, 1441006.](#)
6. [B. G. Krista, H.-F. Cui, and E. D. Sarah, *J. Med. Chem.*, 2007, **50**, 6.](#)
7. [Y. Huang, J. Li, X. Chen, and X. Wang, *RSC Adv.*, 2014, **4**, 62160.](#)
8. [P. Biginelli, *Gazz. Chim. Ital.*, 1893, **23**, 360.](#)
9. [E. H. Hu, D. R. Sidler, and U. -H. Dolling, *J. Org. Chem.*, 1998, **63**, 3454.](#)
10. [J. Lu and H. R. Ma, *Synlett*, 2000, 63.](#)
11. [J. Lu, Y. Bai, Z. Wang, B. Yang, and H. Ma, *Tetrahedron Lett.*, 2000, **41**, 9075.](#)
12. [Y. Ma, C. Qian, L. Wang, and M. Yang, *J. Org. Chem.*, 2000, **65**, 3864.](#)
13. [A. S. Paraskar, G. K. Dewkar, and A. Sudalai, *Tetrahedron Lett.*, 2003, **44**, 3305.](#)
14. [N. Y. Fu, Y. F. Yuan, Z. Cao, S. W. Wang, J. T. Wang, and C. Peppe, *Tetrahedron*, 2002, **58**, 4801.](#)
15. [B. K. Banik, A. T. Reddy, A. Datta, and C. Mukhopadhyay, *Tetrahedron Lett.*, 2007, **48**, 7392.](#)
16. [K. Ramalinga, P. Vijayalaxmi, and T. N. B. Kaimal, *Synlett*, 2001, 863.](#)
17. [K. A. Kumar, M. Kasthuraiah, C. S. Reddy, and C. D. Reddy, *Tetrahedron Lett.*, 2001, **42**, 7873.](#)
18. [J. S. Yadav, B. V. S. Reddy, R. Srinivas, C. Venugopal, and T. Ramalingam, *Synthesis*, 2001, 1341.](#)
19. [K. V. N. S. Srinivas and B. Das, *Synthesis*, 2004, 2091.](#)
20. [C. S. Reddy and A. Nagaraj, *Heterocycl. Commun.*, 2007, **13**, 67.](#)
21. [H. X. Lin, J. C. Ding, X. T. Chen, and Z. Y. Zhang, *Molecules*, 2000, **5**, 1240.](#)
22. [H. Salehi and Q. X. Guo, *Synth. Commun.*, 2004, **34**, 171.](#)
23. [G. K. Surya Prakash, T. Mathew, and G. A. Olah, *Acc. Chem. Res.*, 2012, **45**, 565.](#)
24. [P. Yan, P. Batamack, G. K. Surya Prakash, and G. A. Olah, *Catal. Lett.*, 2005, **103**, 165.](#)
25. [P. Yan, P. Batamack, G. K. Surya Prakash, and G. A. Olah, *Catal. Lett.*, 2003, **85**, 1.](#)
26. [S. Kobayashi, I. Komoto, and J. Matsuo, *Adv. Synth. Catal.*, 2001, **343**, 71.](#)
27. [R. V. Nguyen and C.-J. Li, *J. Am. Chem. Soc.*, 2005, **127**, 17184.](#)

28. [Y. Huang, M. A. Shaw, E. S. Mullins, T. L. Kirley, and N. Ayres, *Biomacromolecules*, 2014, **15**, 4455.](#)
29. [X. M. Deng, X. L. Sun, and Y. Tang, *J. Org. Chem.*, 2005, **70**, 6537.](#)
30. [R. V. Nguyen and C. J. Li, *J. Am. Chem. Soc.*, 2005, **127**, 17184.](#)
31. [H. J. Li, H. Y. Tian, Y. C. Wu, Y. J. Chen, L. Liu, D. Wang, and C.-J. Li, *Adv. Synth. Catal.*, 2005, **347**, 1247.](#)
32. [Y.-L. Zhu, S.-L. Huang, and Y.-J. Pan, *Eur. J. Org. Chem.*, 2005, 2354.](#)
33. [R. Wang and Z.-Q. Liu, *J. Org. Chem.*, 2012, **77**, 3952.](#)
34. [D. Li, H. Mao, L. An, Z. Huang, and J. Zou, *Chin. J. Chem.*, 2010, **28**, 2025.](#)
35. [Z. H. Huang, J. P. Zou, and W. Q. Jiang, *Tetrahedron Lett.*, 2006, **47**, 7965.](#)