

HETEROCYCLES, Vol. 97, No. 2, 2018, pp. 960 - 967. © 2018 The Japan Institute of Heterocyclic Chemistry
Received, 17th February, 2018, Accepted, 22nd April, 2018, Published online, 16th April, 2018
DOI: 10.3987/COM-18-S(T)76

SYNTHETIC STUDY OF ANTI-OBESITY IRIDOID ISOLATED FROM *TABEBUIA AVELLANEDAE*

Mitsuaki Yamashita, Shinya Hayakawa, Shuhei Hata, Honoka Murakami,
Youichi Fukuda, and Akira Iida*

School of Agriculture, Kindai University, Nakamachi, Nara 631-8505, Japan.
E-mail: iida@nara.kindai.ac.jp

*This paper is dedicated to Professor Kiyoshi Tomioka on the occasion of his 70th birthday.

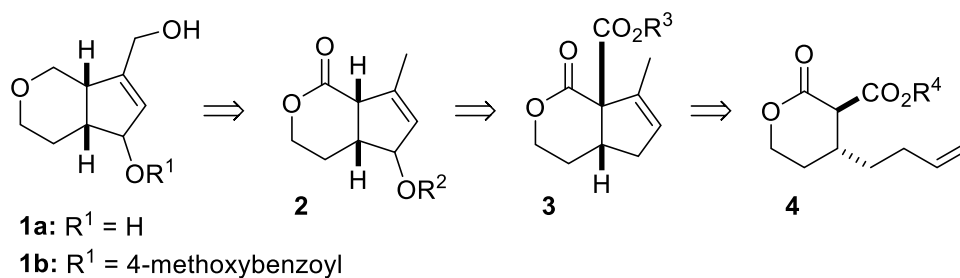
Abstract – Synthetic study toward iridoid **1** with anti-obese activity was performed by utilizing palladium-catalyzed cycloalkenylation reaction, Pd/C-catalyzed debenzoylation reaction without hydrogenation and/or isomerization of alkene moiety, and the two-step, one-pot cyclization of diol as key steps.

INTRODUCTION

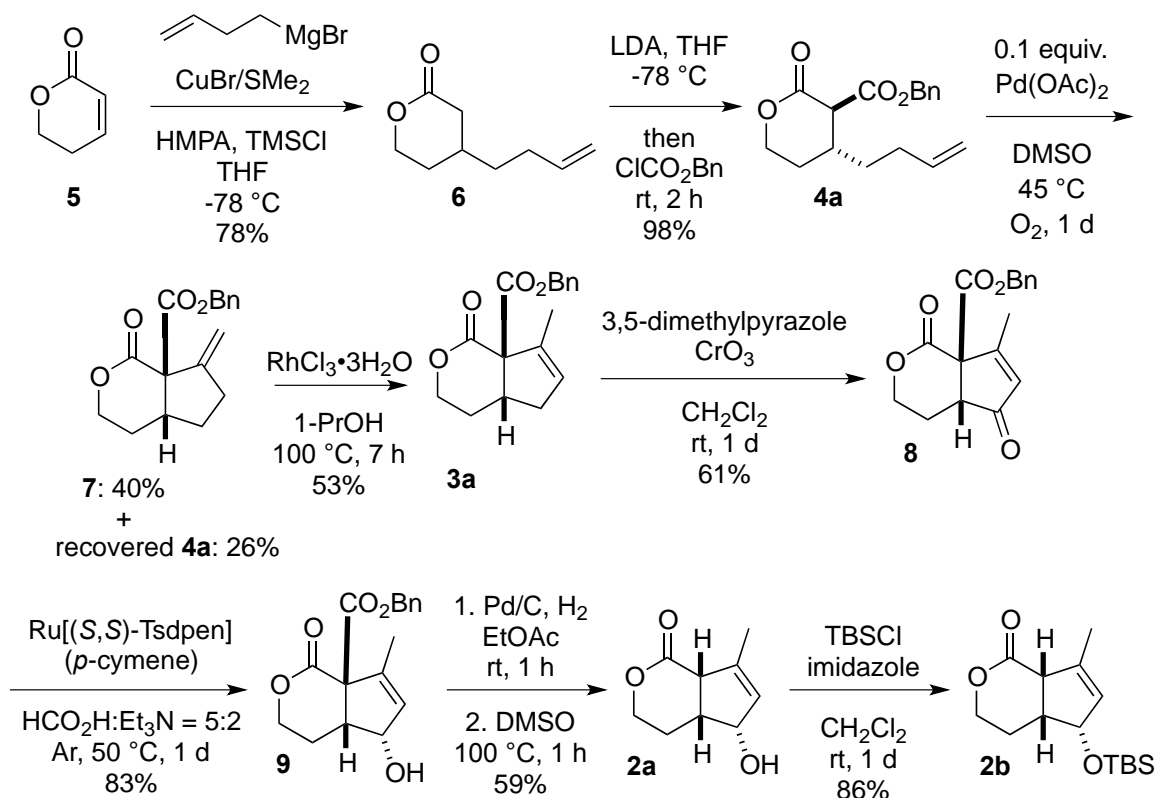
We have engaged in the studies of the bioactive constituents isolated from *Tabebuia avellanedae* LORENTZ *ex* GRISEB (Bignoniaceae) (syn. *Tabebuia impetiginosa*), which is widespread in South America throughout Brazil to north Argentina and has been well known as a traditional medicine since the Inca Era.¹ As a part of our ongoing research projects, we recently reported that *T. avellanedae* *n*-BuOH extract decreased body weight in ovariectomized (OVX) mice and reduced the triglyceride (TG) levels in 3T3-L1 cells.² Further studies revealed that iridoid **1a** is considered as one of factors showing an anti-obesity activity in its extract. However, it is unknown exactly how such simple iridoid **1a** affects the decreased body weight in OVX mice. Contrarily, the corresponding 4-methoxybenzoyl ester **1b** did not affect TG levels in 3T3-L1 cells. These curious results encouraged us to push forward our research program. Here, we describe the concise construction of iridoid frameworks and synthetic studies towards iridoid **1**.

RESULTS AND DISCUSSION

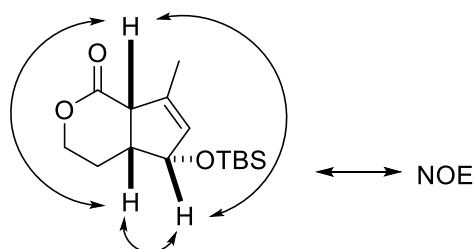
The retrosynthesis route is shown in Scheme 1. In this study, the targeted iridoid **1** could be obtained by functional group manipulations of cyclization product **3**, which could be synthesized from *trans* substituted lactone ester **4** by utilizing reported palladium-catalyzed cycloalkenylation reaction.³

Scheme 1. Retrosynthetic analysis of anti-obesity iridoid **1**

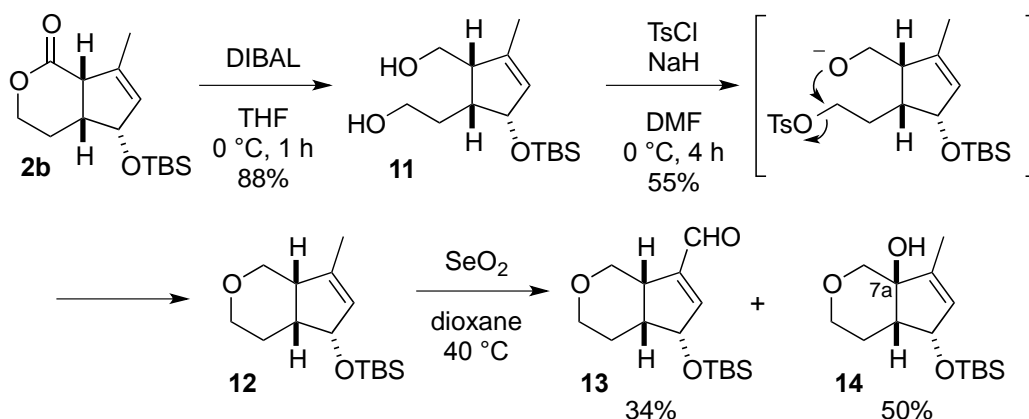
The conjugate addition of homoallyl magnesium bromide with enone **5**,³ which was synthesized from commercially available 3-butenic acid and formaldehyde, gave conjugate adduct **6**,⁴ followed by benzyloxycarbonylation of **6** afforded the lactone ester **4a** in 96% yield. The Pd-catalyzed cycloalkenylation reaction of lactone ester reported by Toyota et al.⁵ gave cyclized product **7** as a sole product. The Brønsted acid such as *p*-toluenesulfonic acid catalyzed olefin isomerization was failed due the occurrence of hydrolysis of the ester moiety rather than the desired reaction. Alternatively, the mixture of **7** with rhodium chloride was refluxed in 1-PrOH, which caused isomerization to the more endocyclic isomer **3a** with yield of 62%.⁶ Next, oxidation of **3a** with 15 equiv. of CrO₃ followed by hydrogenation catalyzed with Ru[(*S,S*)-Tsdpen](*p*-cymene) in a formic acid–triethylamine mixture afforded the secondary alcohol **9**.^{7,8} Decarboxylation of **9** was proved to be challenging with this specific substrate. Our initial attempts for decarboxylation by utilizing thermal conditions,⁹ or with Raney Nickel¹⁰ were failed. Fortunately, treatment of **9** in EtOAc with 20 mol% of Pd/C under hydrogen atmosphere furnished the desired debenzylated compound without hydrogenation and/or isomerization of alkene moiety. Appropriate choice of solvents was crucial for this debenzylation.¹¹ Finally, the corresponding carboxylic acid was converted to **2a** by heating the crude mixture in DMSO at 100 °C for 1 h. After protection of the secondary hydroxyl group of **2a** as TBS ether, the stereochemistry of **2b** was assumed as shown in Figure 1 by NOESY experiments.



Scheme 2

Figure 1. NOE correlations of **2b**

Several attempts for the direct reduction of the lactone **2b** to ether **12** failed and made us employ a multi-step reaction sequence. To our delight, DIBAL reduction of lactone to diol **11** followed by the two-step, one-pot cyclization¹² with TsCl and NaH gave the desired ether in satisfactory yield. This reaction probably proceeds through cyclization of monotosylated intermediate. Reaction of **12** with SeO₂ at 40 °C led to the desired aldehyde **13** and C7a-oxidized **14** in 34% and 50% yields, respectively. Further efforts on the conversion of **13** to **1** and SAR study on the anti-obesity activity are currently underway in our laboratory and will be reported in due course.



Scheme 3

EXPERIMENTAL

^1H - and ^{13}C -NMR spectra were acquired with Bruker-Biospin Avance III 400 MHz NMR spectrometer and taken in CDCl_3 , unless otherwise noted. Chemical shift values are expressed in ppm relative to internal tetramethylsilane. Coupling constants J values are presented in Hz. Abbreviations are as follows: s, singlet; d, doublet; t, triplet; m, multiplet. IR spectra were recorded with a Shimadzu IRAffinity-1S spectrometer. IR spectroscopy of oil sample was measured as neat liquid film. The wave-numbers of maximum absorption peaks of IR spectroscopy are presented in cm^{-1} . MS (ESI) is presented in m/z . Extracts were washed with brine and then dried over sodium sulfate. Silica gel column chromatography was used for purification.

Benzyl 4-(but-3-en-1-yl)-2-oxotetrahydro-2H-pyran-3-carboxylate (4a): A solution of **6** (1.06 g, 6.88 mmol) in THF (17 mL) was added to a solution of LDA at $-78\text{ }^\circ\text{C}$. After 1 h, benzyl chloroformate (1.47 mL, 10.3 mmol) was added dropwise. After it was stirred for 2 h at rt. The mixture was treated with aqueous NH_4Cl solution, and extracted with hexane/EtOAc (3:1 v/v). The organic extracts were washed with brine, dried over Na_2SO_4 , and then concentrated. The crude product was chromatographed on silica gel. Yield 98% (1.37 g). Yellow oil. R_f (hexane/acetone = 3/1) = 0.35. ^1H -NMR: δ 7.39–7.28 (m, 5H), 5.73–5.61 (m, 1H), 5.27–5.16 (m, 2H), 5.01–4.93 (m, 2H), 4.40–4.33 (m, 1H), 4.32–4.24 (m, 1H), 3.28 (d, J = 9.7 Hz, 1H), 2.44–2.33 (m, 1H), 2.17–1.92 (m, 3H), 1.61–1.44 (m, 2H), 1.42–1.31 (m, 1H). ^{13}C -NMR: δ 168.7 (C), 167.4 (C), 137.2 (CH), 135.3 (C), 128.6 (CH), 128.5 (CH), 128.3 (CH), 115.5 (CH_2), 68.3 (CH_2), 67.5 (CH_2), 54.3 (CH), 34.4 (CH), 33.8 (CH_2), 30.3 (CH_2), 27.1 (CH_2). IR: 3066, 3034, 2924, 2855, 1748, 1263, 1192, 914, 843, 756, 698. HRMS (ESI) m/z : $[\text{M}+\text{Na}]^+$ calcd for $[\text{C}_{17}\text{H}_{20}\text{NaO}_4]^+$, 311.1259; Found, 311.1261.

Benzyl 7-methylene-1-oxohexahydrocyclopenta[*c*]pyran-7a(1H)-carboxylate (7): To a solution of **4a** (6.87 g, 23.9 mmol) in DMSO (70 mL) were added $\text{Pd}(\text{OAc})_2$ (536 mg, 2.39 mmol). The mixture was stirred at $45\text{ }^\circ\text{C}$ under 1 atm of oxygen. After 12 h, the mixture was treated with aqueous NaCl solution,

extracted with EtOAc. The organic extracts were washed with brine, dried over Na₂SO₄, and then concentrated. The crude product was chromatographed on silica gel. Recovered **4a** 26% (1.81 g). Yield of **7** 40% (2.74 g). Yellow oil. *R_f* (hexane/EtOAc = 1/1) = 0.5. ¹H-NMR: δ 7.39–7.30 (m, 5H), 5.41 (dd, *J* = 2.3, 2.3 Hz, 1H), 5.32 (dd, *J* = 2.3, 2.3 Hz, 1H), 5.24 (ddd *J* = 12.4, 12.4, 6.2 Hz, 1H), 4.32 (ddd, *J* = 11.6, 4.4, 4.4 Hz, 1H), 4.17 (ddd, *J* = 10.2, 11.3, 2.7 Hz, 1H), 3.02–2.95 (m, 1H), 2.59–2.45 (m, 2H), 2.05–1.91 (m, 2H), 1.71–1.62 (m, 1H), 1.55–1.46 (m, 1H). ¹³C-NMR: δ 170.0 (C), 168.1 (C), 146.5 (C), 135.3 (C), 128.6 (CH), 128.4 (CH), 128.0 (CH), 113.4 (CH₂), 67.7 (CH₂), 67.6 (CH₂), 63.6 (C), 42.8 (CH), 31.3 (CH₂), 30.1 (CH₂), 27.0 (CH₂). IR: 2957, 1732, 1654, 1260, 1223, 1188, 908, 783, 745, 698. HRMS (ESI) *m/z*: [M+Na]⁺ calcd for [C₁₇H₁₈NaO₄]⁺, 309.1103; Found, 309.1105.

Benzyl 7-methyl-1-oxo-3,4,4a,5-tetrahydrocyclopenta[*c*]pyran-7a(1H)-carboxylate (3a): A mixture of compound **7** (1.2 g, 4.2 mmol) and rhodium chloride trihydrate (110 mg, 0.42 mmol) in 1-propanol (10 mL) was stirred at 100 °C under an Ar atmosphere. After 7 h, the mixture was concentrated. The crude product was chromatographed on silica gel. Yield 53% (727 mg). Colorless oil. *R_f* (hexane/EtOAc = 2/1) = 0.60. ¹H-NMR: δ 7.38–7.29 (m, 5H), 5.74–5.70 (m, 1H), 5.23 (d, *J* = 12.4 Hz, 1H), 5.15 (d, *J* = 12.4 Hz, 1H), 4.30 (ddd, *J* = 3.0, 7.8, 11.4 Hz, 1H), 4.21 (ddd, *J* = 10.9, 7.3, 3.2 Hz, 1H), 3.04–2.96 (m, 1H), 2.75–2.65 (m, 1H), 2.16–2.03 (m, 2H), 1.87 (dd, *J* = 3.9, 2.3 Hz, 3H), 1.73–1.64 (m, 1H). ¹³C-NMR: δ 170.8 (C), 168.1 (C), 136.7 (C), 135.4 (C), 131.4 (CH), 128.6 (CH), 128.3 (CH), 128.0 (CH), 67.7 (C), 67.3 (CH₂), 66.8 (CH₂), 41.0 (CH₃), 37.9 (CH₂), 29.2 (CH₂), 14.7 (CH). IR: 2955, 2922, 1732, 1265, 1231, 1179, 1111, 750, 698. HRMS (ESI) *m/z*: [M+Na]⁺ calcd for [C₁₇H₁₈NaO₄]⁺, 309.1103; Found, 309.1115.

Benzyl 7-methyl-1,5-dioxo-3,4,4a,5-tetrahydrocyclopenta[*c*]pyran-7a(1H)-carboxylate (8): To a stirred solution of **3a** (700 mg, 450 μmol) and 3,5-dimethylpyrazole (3.53 g, 7.8 mmol) in CH₂Cl₂ (20 mL) at 0 °C was added solid CrO₃ (3.67 g, 36.7 mmol) in one portion. After it was stirred for 1 d at rt. Celite was added to the reaction and filtered through a short silica gel. The silica gel was washed with acetone, and the combined organics were concentrated. The crude product was chromatographed on silica gel. Yield 61% (450 mg). Colorless oil. *R_f* (hexane/EtOAc = 2/1) = 0.15. ¹H-NMR: δ 7.40–7.30 (m, 5H), 6.27 (q, *J* = 1.3 Hz, 1H), 5.28 (d, *J* = 12.1 Hz, 1H), 5.19 (d, *J* = 12.3 Hz, 1H), 4.32–4.25 (m, 1H), 4.06 (ddd, *J* = 11.5, 10.5, 2.8 Hz, 1H), 2.93 (dd, *J* = 5.2, 5.2 Hz, 1H), 2.35 (d, *J* = 1.4 Hz, 3H), 2.33–2.26 (m, 1H), 2.23–2.16 (m, 1H). ¹³C-NMR: δ 204.8 (C), 172.7 (C), 168.0 (C), 165.0 (C), 134.6 (C), 134.6 (CH), 128.8 (CH), 128.2 (CH), 68.2 (CH₂), 67.0 (CH₂), 63.5 (C), 49.3 (CH₃), 24.4 (CH₂), 17.2 (CH). IR: 1713, 1261, 1231, 1136, 1171, 1130, 750, 698. HRMS (ESI) *m/z*: [M+Na]⁺ calcd for [C₁₇H₁₆NaO₅]⁺, 323.0895; Found, 323.0887.

Benzyl 5-hydroxy-7-methyl-1-oxo-3,4,4a,5-tetrahydrocyclopenta[*c*]pyran-7a(1H)-carboxylate (9): To a flask were added ketone **8** (310 mg, 1.03 mmol), Ru[(*S,S*)-Tsdpen](*p*-cymene) (62 mg, 0.103 mmol,

10 mol%), formic acid/Et₃N (5:2, 7.5 mL). The resulting solution was stirred at 50 °C for 1 d. The reaction mixture was diluted by addition of H₂O, and extracted with EtOAc. The organic extracts were washed with brine, and then dried over Na₂SO₄. The crude product was chromatographed on silica gel. Yield 83% (258 mg). Colorless oil. R_f (hexane/EtOAc = 1/1) = 0.18. ¹H-NMR: δ 7.39–7.30 (m, 5H), 5.87–5.83 (m, 1H), 5.26 (d, *J* = 12.3 Hz, 1H), 5.19 (d, *J* = 12.2 Hz, 1H), 4.70 (dd, *J* = 6.1, 6.1 Hz, 1H), 4.37 (ddd, *J* = 11.2, 4.3, 4.3 Hz, 1H), 4.07 (ddd, *J* = 11.0, 11.0, 3.1 Hz, 1H), 3.13 (ddd, *J* = 15.4, 8.5 Hz, 1H), 2.24–2.13 (m, 1H), 1.96–1.87 (m, 4H), 1.84 (d, *J* = 7.0 Hz, 1H). ¹³C-NMR: δ 170.3 (C), 169.2 (C), 142.4 (C), 135.0 (C), 133.6 (CH), 128.7 (CH), 128.6 (CH), 128.3 (CH), 74.8 (CH), 68.0 (CH₂), 67.7 (CH₂), 65.8 (C), 46.2 (CH₃), 22.0 (CH₂), 15.1 (CH). IR: 3445, 2918, 1730, 1265, 1229, 1186, 1090, 1057, 984, 752, 698. HRMS (ESI) *m/z*: [M+Na]⁺ calcd for [C₁₇H₁₈NaO₅]⁺, 325.1052; Found, 325.1064.

5-Hydroxy-7-methyl-4,4a,5,7a-tetrahydrocyclopenta[*c*]pyran-1(3*H*)-one (2a): To a solution of **9** (315 mg, 1.04 mmol) in EtOAc (4.0 mL) at rt was added palladium 10% on carbon (220 mg, 0.21 mmol) in one portion. After it was stirred for 1 h at rt. The reaction mixture was filtered through a pad of Celite. The Celite was washed with EtOAc, and the combined organics were concentrated. The crude product was deluted with DMSO (1 mL). The resulting solution was stirred at 100 °C for 1 h. The reaction mixture was diluted by addition of H₂O, and extracted with EtOAc. The organic extracts were washed with brine, and then dried over Na₂SO₄. The crude product was chromatographed on silica gel. Yield 59% (103 mg). Colorless oil. R_f (hexane/EtOAc = 1/1) = 0.10. ¹H-NMR: δ 5.76–5.73 (m, 1H), 4.73 (s, 1H), 4.40 (ddd, *J* = 11.0, 5.8, 3.6 Hz, 1H), 4.25 (ddd, *J* = 11.0, 9.6, 2.8 Hz, 1H), 3.33–3.28 (m, 1H), 2.93–2.84 (m, 1H), 2.20–2.10 (m, 1H), 1.95 (dd, *J* = 3.0, 1.6 Hz, 3H), 1.95–1.85 (m, 1H), 1.63 (brs, 1H). ¹³C-NMR: δ 172.0 (C), 141.9 (C), 131.2 (CH), 75.8 (CH), 67.8 (CH₂), 51.2 (CH), 40.1 (CH), 22.3 (CH₂), 16.2 (CH₃). IR: 3420, 2916, 1722, 1395, 1269, 1225, 1169, 1067, 989, 974. HRMS (ESI) *m/z*: [M+Na]⁺ calcd for [C₉H₁₂NaO₃]⁺, 191.0684; Found, 191.0682.

5-((*tert*-Butyldimethylsilyloxy)-7-methyl-4,4a,5,7a-tetrahydrocyclopenta[*c*]pyran-1(3*H*)-one (2b): To a stirred solution of **2a** (103 mg, 0.613 mmol) and imidazole (250 mg, 3.68 mmol) in CH₂Cl₂ (8.0 mL) at 0 °C was added *tert*-butylchlorodimethylsilane (276 mg, 1.84 mmol) in one portion. After 12 h, the mixture was diluted by addition of brine, and extracted with EtOAc. The organic extracts were washed with brine, dried over Na₂SO₄, and then concentrated. The crude product was chromatographed on silica gel. Yield 86% (148 mg). Colorless oil. R_f (hexane/EtOAc = 4/1) = 0.30. ¹H-NMR: δ 5.58–5.55 (m, 1H), 4.84–4.79 (m, 1H), 4.36 (ddd, *J* = 11.7, 8.4, 3.0 Hz, 1H), 4.22–4.16 (m, 1H), 3.38–3.33 (m, 1H), 2.89–2.80 (m, 1H), 2.14–2.05 (m, 1H), 1.86–1.84 (m, 3H), 1.80–1.71 (m, 1H), 0.88 (s, 9H), 0.06 (d, *J* = 2.5 Hz, 6H). ¹³C-NMR: δ 171.0 (C), 138.9 (C), 131.9 (CH), 76.6 (CH), 67.8 (CH₂), 52.2 (CH), 39.5 (CH), 25.9 (CH₃), 22.8 (CH₂), 18.2 (C), 15.6 (CH₃), -4.5 (CH₃), -4.9 (CH₃). IR: 2955, 2928, 2857, 1734, 1258, 1165, 1078, 835, 775. HRMS (ESI) *m/z*: [M+Na]⁺ calcd for [C₁₅H₂₆NaO₃Si]⁺, 305.1549; Found,

305.1537.

2-(5-((*tert*-Butyldimethylsilyl)oxy)-2-(hydroxymethyl)-3-methylcyclopent-3-en-1-yl)ethan-1-ol (11):

To a stirred solution of **2b** (62 mg, 0.22 mmol) in dry THF (2.0 mL) at -40 °C was added diisobutylaluminum hydride (17% in toluene) (657 μ L, 0.657 mmol). After 1 h at 0 °C, the reaction was quenched by addition of H₂O (100 μ L) and Na₂SO₄ (100 mg), and diluted with EtOAc. The mixture was filtered through a pad of Celite. The Celite was washed with EtOAc, and the combined organics were concentrated. The crude product was chromatographed on silica gel. Yield 88% (55 mg). Colorless oil. *R_f* (hexane/EtOAc = 1/1) = 0.25. ¹H-NMR: δ 5.60 (m, 1H), 4.48 (dd, *J* = 5.2, 2.5 Hz, 1H), 3.72 (t, *J* = 6.5 Hz, 2H), 3.64 (dd, *J* = 11.5, 2.3 Hz, 1H), 3.60 (dd, *J* = 11.5, 2.3 Hz, 1H), 2.49 (m, 1H), 2.37 (m, 1H), 1.80 (m, 3H), 1.83–1.72 (m, 2H), 0.88 (s, 9H), 0.11 (s, 3H), 0.10 (s, 3H). ¹³C-NMR: δ -5.0, -4.1, 15.3, 18.0, 25.7, 29.1, 42.8, 51.6, 57.3, 61.3, 76.2, 128.1, 147.1. IR: 3558, 2953, 2930, 2886, 2859, 1472, 1437, 1254, 1015, 1001, 810, 775. HRMS (ESI) *m/z*: [M+Na]⁺ calcd for [C₁₅H₃₀NaO₃Si]⁺, 309.1862; Found, 309.1866.

***tert*-Butyldimethyl((7-methyl-1,3,4,4a,5,7a-hexahydrocyclopenta[*c*]pyran-5-yl)oxy)silane (12):** To a stirred solution of **11** (35 mg, 0.12 mmol) in dry DMF (1.0 mL) at 0 °C was added sodium hydride (60%) (20 mg, 0.49 mmol). After it was stirred for 5 min at 0 °C, *p*-toluenesulfonyl chloride (34 mg, 0.183 mmol) was added to the reaction. After 3 h at 0 °C, the mixture was diluted by addition of H₂O, and extracted with EtOAc. The organic extracts were washed with brine, dried over Na₂SO₄, and then concentrated. The crude product was chromatographed on silica gel. Yield 55% (18 mg). Colorless oil. *R_f* (hexane/EtOAc = 4/1) = 0.60. ¹H-NMR: δ 5.42 (m, 1H), 4.70–4.68 (m, 1H), 3.79–3.73 (m, 2H), 3.67 (dd, *J* = 11.4, 5.8 Hz, 1H), 3.52 (dd, *J* = 8.2, 4.5 Hz, 1H), 3.49 (dd, *J* = 8.2, 4.5 Hz, 1H), 2.37–2.31 (m, 1H), 1.74 (dd, *J* = 2.5, 1.5 Hz, 3H), 1.77–1.58 (m, 2H). ¹³C-NMR: δ -4.8, -4.5, 15.0, 18.2, 23.2, 25.9, 40.3, 45.2, 67.0, 68.7, 78.3, 129.6, 143.6. IR: 2955, 2857, 1508, 1489, 1362, 1256, 1140, 1094, 1067, 878, 835, 773. HRMS (ESI) *m/z*: [M+Na]⁺ calcd for [C₁₅H₂₈NaO₂Si]⁺, 291.1756; Found, 291.1760.

5-((*tert*-Butyldimethylsilyl)oxy)-1,3,4,4a,5,7a-hexahydrocyclopenta[*c*]pyran-7-carbaldehyde (13): To a stirred solution of **12** (17 mg, 0.063 mmol) in dioxane (2.0 mL) was added SeO₂ (42 mg, 0.38 mmol). After stirred for 3 h at 40 °C, the mixture was diluted by addition of H₂O, and extracted with EtOAc. The organic extracts were washed with brine, dried over Na₂SO₄, and then concentrated. The crude product was chromatographed on silica gel. Yield 34% (6.0 mg). Colorless oil. *R_f* (hexane/EtOAc = 5/1) = 0.50. ¹H-NMR: δ 9.83 (s, 1H), 6.74 (dd, *J* = 1.9, 1.9 Hz, 1H), 4.88 (ddd, *J* = 6.5, 1.9, 1.5 Hz, 1H), 4.00 (dd, *J* = 11.6, 5.6 Hz, 1H), 3.85 (dd, *J* = 11.6, 5.0 Hz, 1H), 3.78–3.72 (m, 1H), 3.56–3.51 (m, 1H), 2.90–2.86 (m, 1H), 2.48–2.42 (m, 1H), 1.87–1.69 (m, 1H), 0.94 (s, 9H), 0.12 (s, 3H), 0.11 (s, 3H). ¹³C-NMR: δ -4.8 (CH₃), -4.6 (CH₃), 18.1 (C), 22.8 (CH₂), 25.8 (CH₃), 40.3 (CH), 66.6 (CH₂), 67.9 (CH₂), 77.8 (CH), 147.1 (C), 153.7 (CH), 190.5 (CH). IR: 2953, 2927, 2857, 1680, 1103, 1068, 1047, 1004, 839, 775. HRMS

(ESI) m/z : $[M+Na]^+$ calcd for $[C_{15}H_{26}NaO_3Si]^+$, 305.1549; Found, 305.1546.

5-((*tert*-Butyldimethylsilyloxy)-7-methyl-3,4,4a,5-tetrahydrocyclopenta[*c*]pyran-7a(1*H*)-ol: Yield 50% (9.0 mg). Colorless oil. R_f (hexane/EtOAc = 1/1) = 0.40. 1H -NMR: δ 5.56 (m, 1H), 4.72 (m, 1H), 3.76 (d, J = 11.4 Hz, 1H), 3.78–3.67 (m, 2H), 3.57 (d, J = 11.4 Hz, 1H), 2.16 (brs, 1H), 2.16–2.06 (m, 1H), 1.99–1.91 (m, 1H), 1.74 (dd, J = 1.4, 1.4 Hz, 1H), 1.66–1.61 (m, 2H), 0.88 (s, 9H), 0.06 (s, 3H), 0.06 (s, 3H). ^{13}C -NMR: δ -4.7 (CH₃), -4.4 (CH₃), 12.0 (CH₃), 18.1 (C), 22.8 (CH₂), 25.9 (CH₃), 47.1 (CH), 67.1 (CH₂), 74.6 (CH₂), 75.8 (CH), 80.0 (C), 130.5 (CH), 146.8 (C). IR: 3383, 2953, 2856, 1251, 1093, 974, 931, 893, 837, 775. HRMS (ESI) m/z : $[M+Na]^+$ calcd for $[C_{15}H_{28}NaO_3Si]^+$, 307.1705; Found, 307.1705.

ACKNOWLEDGEMENTS

The authors are grateful to Taheebo Japan Co., Ltd. and Tetsuro Fujita, professor emeritus of Kyoto University, for their generous financial support to this project.

REFERENCES AND NOTES

1. M. Yamashita, M. Kaneko, H. Tokuda, K. Nishimura, Y. Kumada, and A. Iida, *Bioorg. Med. Chem.*, **2009**, *17*, 6286.
2. K. Iwamoto, Y. Fukuda, C. Tokikura, M. Noda, A. Yamamoto, M. Yamamoto, M. Yamashita, N. Zaima, A. Iida, and T. Moriyama, *Biochem. Biophys. Res. Commun.*, **2016**, *478*, 1136.
3. M. Nakagawa, J. Saegusa, M. Tonozuka, M. Obi, M. Kiuchi, T. Hino, and Y. Ban, *Org. Synth.*, **1977**, *56*, 49.
4. A. Hibi and M. Toyota, *Tetrahedron Lett.*, **2009**, *50*, 4888.
5. K. Takeda and M. Toyota, *Tetrahedron*, **2011**, *67*, 9909.
6. T. C. McMorris, M. D. Staake, and M. J. Kelner, *J. Org. Chem.*, **2004**, *69*, 619.
7. Reduction of ketone **8** with NaBH₄ gave complex mixture.
8. (a) A. Fujii, S. Hashiguchi, N. Uematsu, T. Ikariya, and R. Noyori, *J. Am. Chem. Soc.*, **1996**, *118*, 2521; (b) R. Noyori and S. Hashiguchi, *Acc. Chem. Res.*, **1997**, *30*, 97.
9. A. P. Krapcho, *Synthesis*, **1982**, 805.
10. C. Wang, D. Wang, and S. Gao, *Org. Lett.*, **2013**, *15*, 4402.
11. M. E. Jung, G. S. Lee, H. V. Pham, and K. N. Houk *Org. Lett.*, **2014**, *16*, 2382.
12. A. Mathur, B. Wang, D. Smith, J. Li, J. Pawluczyk, J.–H. Sun, M. K. Wong, S. Krishnananthan, D.-R. Wu, D. Sun, P. Li, S. Yip, B.-C. Chen, P. S. Baran, Q. Chen, O. D. Lopez, Z. Yong, J. A. Bender, V. N. Nguyen, J. L. Romine, D. R. St. Laurent, G. Wang, J. F. Kadow, N. A. Meanwell, M. Belema, and R. J. Zhao, *J. Org. Chem.*, **2017**, *82*, 10376.