

HETEROCYCLES, Vol. 97, No. 1, 2018, pp. 158 - 162. © 2018 The Japan Institute of Heterocyclic Chemistry  
Received, 13th December, 2017, Accepted, 12th January, 2018, Published online, 23rd January, 2018  
DOI: 10.3987/COM-17-S(T)10

## SYNTHESIS OF 6/6/6-TRICYCLIC ETHER SYSTEM VIA ACHMATOWICZ AND INTRAMOLECULAR OXA-MICHAEL REACTIONS

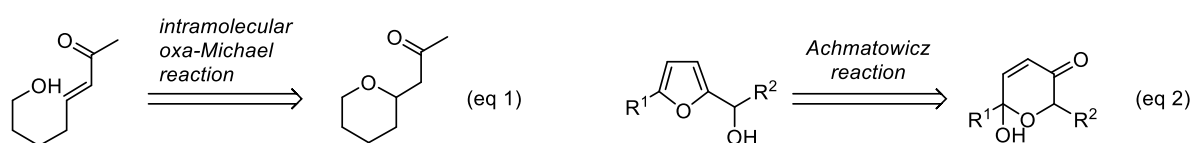
Hiroki Yamamoto, Kohei Torikai, Makoto Ebine, and Tohru Oishi\*

Department of Chemistry, Faculty and Graduate School of Science, Kyushu University, 744 Motooka, Nishi-ku, Fukuoka 819-0395, Japan. e-mail: oishi@chem.kyushu-univ.jp

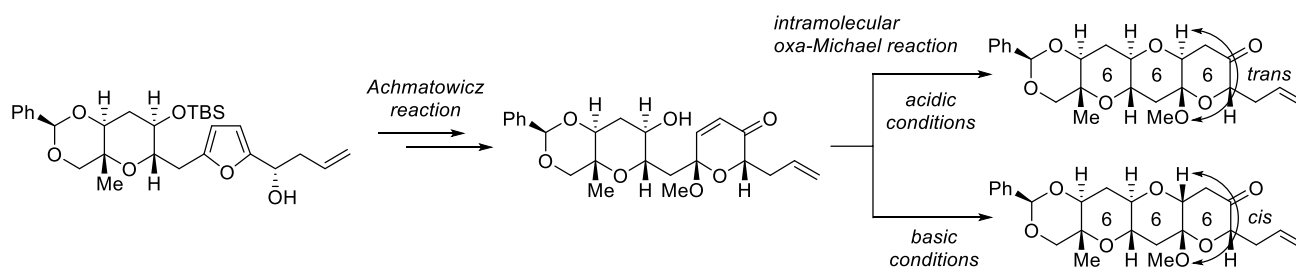
Dedicated to Professor Kiyoshi Tomioka on the occasion of his 70th birthday

**Abstract** – Synthesis of 6/6/6-tricyclic ethers possessing 1,3-diaxial methyl groups was examined via Achmatowicz reaction and intramolecular oxa-Michael reaction. A key precursor was prepared via coupling of an aldehyde with a furyllithium derivative followed by radical deoxygenation of the resulting secondary alcohol. The intramolecular oxa-Michael reaction proceeded in a stereoselective manner to afford *cis*-fused product as a single isomer.

*Trans*- and *cis*-fused pyranopyran systems are found as partial structures in ladder-shaped polyethers. Although a number of synthetic methodologies to synthesize polycyclic ethers have been reported, intramolecular oxa-Michael reaction is one of the powerful tool to construct tetrahydropyran system (Scheme 1, eq 1).<sup>1,2</sup> On the other hand, Achmatowicz reaction is a versatile method to construct dihydropyranone derivatives from furfuryl alcohols via oxidation of the furan rings (eq 2).<sup>3,4</sup> During the course of our synthetic studies of ladder-shaped polyethers, we have developed a strategy to synthesize 6/6/6-tricyclic system by combining these reactions (Scheme 2),<sup>5</sup> and found that intramolecular oxa-Michael reaction under the acidic conditions afforded *trans*-fused system while that under the basic conditions resulted in the formation of *cis*-fused system.

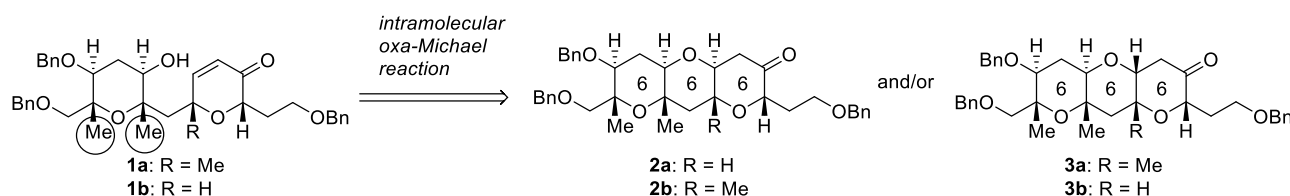


**Scheme 1.** Intramolecular oxa-Michael reaction (eq 1) and Achmatowicz reaction (eq 2)



**Scheme 2.** Synthesis of 6/6/6-tricyclic ether system via Achmatowicz and intramolecular oxa-Michael reactions

To elucidate the scope and limitation of this strategy, we planned to examine intramolecular oxa-Michael reaction by using precursors **1a** and **1b** having 1,3-diaxial methyl groups on the tetrahydropyran ring which would be synthesized via Achmatowicz reaction (Scheme 3).

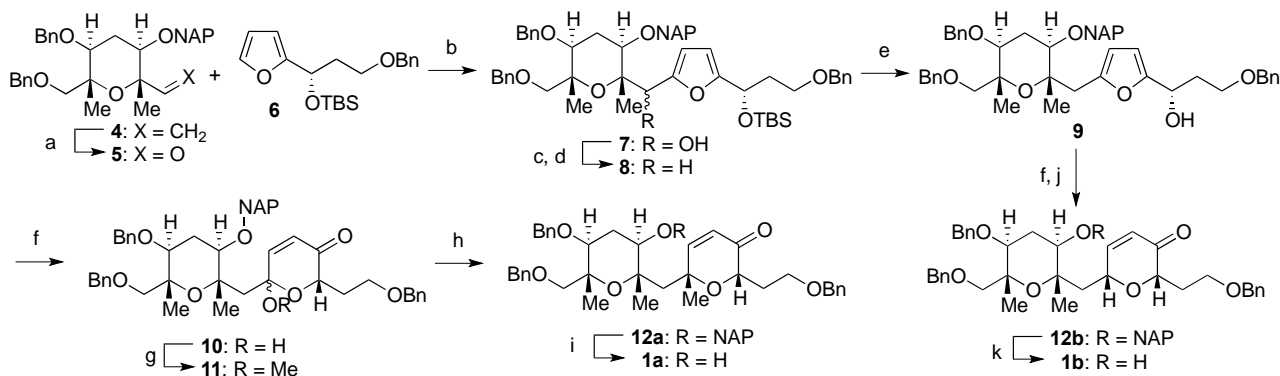


**Scheme 3.** Strategy to synthesize 6/6/6-tricyclic ether system possessing 1,3-diaxial methyl groups

Syntheses of **1a** and **1b** are shown in Scheme 4. Aldehyde **5** derived from terminal olefin **4**<sup>6</sup> by ozonolysis (86%) was coupled with furyllithium derivative generated from **6**<sup>6</sup> by treatment with *sec*-BuLi to afford coupled product **7** as a mixture of diastereomers in a 2 : 1 ratio. Removal of the resulting hydroxy group was achieved by radical deoxygenation via xanthate formation (65%, two steps) followed by reduction with Bu<sub>3</sub>SnH to afford **8** (88%).<sup>7</sup> After removing TBS group, Achmatowicz reaction of the secondary alcohol **9** with MeReO<sub>3</sub> in the presence of urea hydrogen peroxide complex<sup>8</sup> resulted in the formation of dihydropyranone derivative **10**, which was followed by methyl acetal formation to furnish **11**. Chemo- and stereoselective methylation of the methyl acetal was achieved by treatment with Me<sub>2</sub>Zn in the presence of BF<sub>3</sub>·OEt<sub>2</sub><sup>9</sup> to afford **12a** (62%), and removal of the NAP group with DDQ furnished **1a** (84%). On the other hand, reductive etherification of **10** with Et<sub>3</sub>SiH in the presence of BF<sub>3</sub>·OEt<sub>2</sub> furnished **12b** (42%, two steps from **9**), and removal of the NAP group gave **1b** (80%).

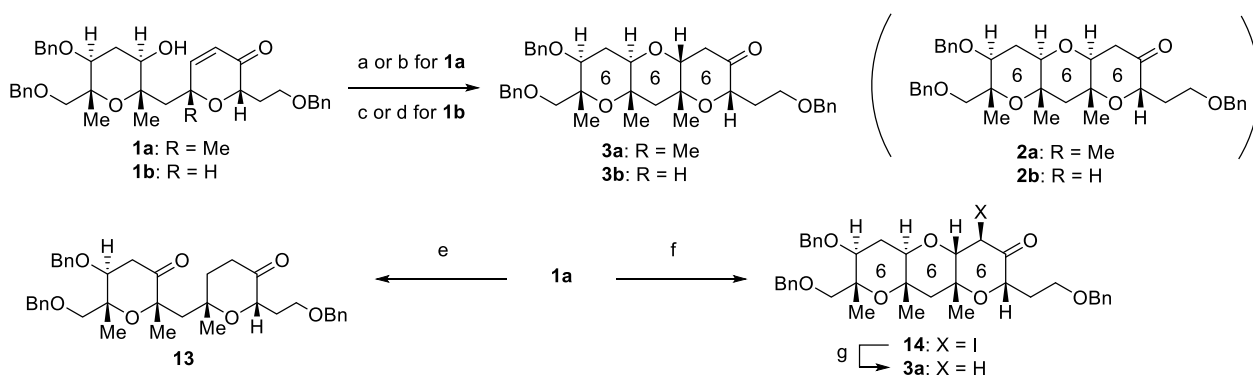
Having synthesized **1a** and **1b**, intramolecular oxa-Michael reaction was examined (Scheme 5). In the previous results (Scheme 2), *trans*-fused product was obtained under the acidic conditions. However, when **1a** (R = Me) was treated with TsOH·H<sub>2</sub>O in CH<sub>2</sub>Cl<sub>2</sub>, the reaction was sluggish and *cis*-fused **3a** was obtained in 57% yield with recovery of **1a** (RSM 21%), and *trans*-fused **2a** was not detected. The structure of **3a** was determined by NOESY experiments.<sup>6</sup> On the other hand, oxa-Michael reaction of **1a**

under the basic conditions by treatment with NaH in THF afforded *cis*-fused **3a** (37%) as expected, but the reaction was also sluggish (RSM 32%).



**Scheme 4.** Reagents and conditions: (a) O<sub>3</sub>, CH<sub>2</sub>Cl<sub>2</sub>, MeOH, -78 °C, 20 min; PPh<sub>3</sub>, -78 °C to rt, 6 h, 86%; (b) **6**, *sec*-BuLi, THF, -78 °C, 10 min; **5**, THF, -78 °C, 30 min; (c) NaH, THF, 0 °C to rt, 20 min; CS<sub>2</sub>, rt, 40 min; MeI, rt, 20 min, 65% (2 steps); (d) Bu<sub>3</sub>SnH, AIBN, toluene, 110 °C, 3 h, 88%; (e) TBAF, THF, 0 °C to rt, 7 h, 88%; (f) MeReO<sub>3</sub>, CO(NH<sub>2</sub>)<sub>2</sub>·H<sub>2</sub>O<sub>2</sub>, CH<sub>2</sub>Cl<sub>2</sub>, 0 °C, 0 °C, 1 h; (g) BF<sub>3</sub>·OEt<sub>2</sub>, MeOH, (MeO)<sub>3</sub>CH, MS3A, Et<sub>2</sub>O, 0 °C, 25 min, 84% (2 steps); (h) Me<sub>2</sub>Zn, BF<sub>3</sub>·OEt<sub>2</sub>, CH<sub>2</sub>Cl<sub>2</sub>, 0 °C to rt, 2 h, 62%; (i) DDQ, pH7 buffer, CH<sub>2</sub>Cl<sub>2</sub>, 0 °C, 1.5 h, 84%; (j) BF<sub>3</sub>·OEt<sub>2</sub>, Et<sub>3</sub>SiH, MS4A, CH<sub>2</sub>Cl<sub>2</sub>, -78 °C, 30 min, 42% (2 steps); (k) DDQ, pH7 buffer, CH<sub>2</sub>Cl<sub>2</sub>, 0 °C, 1.5 h, 80%.

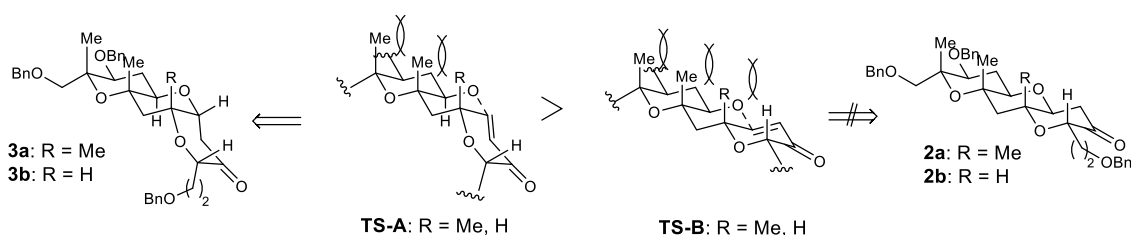
Then, oxa-Michael reaction of **1a** was examined by using Lewis acids, i. e. TiCl<sub>4</sub> or Ti(O*i*-Pr)<sub>4</sub> in CH<sub>2</sub>Cl<sub>2</sub>, ZnBr<sub>2</sub> or MgBr<sub>2</sub>·OEt<sub>2</sub> in Et<sub>2</sub>O, and Zn(OTf)<sub>2</sub> or Ag(OTf)<sub>2</sub> in THF. However, the reaction did not occur



**Scheme 5.** Reagents and conditions: (a) TsOH·H<sub>2</sub>O, CH<sub>2</sub>Cl<sub>2</sub>, rt, 1.5 h, 57% (RSM 21%); (b) NaH, THF, 0 °C to rt, 2.1 h, 37% (RSM 32%); (c) TsOH·H<sub>2</sub>O, CH<sub>2</sub>Cl<sub>2</sub>, rt, 24 h, 50% (RSM 24%); (d) NaH, THF, 0 °C to rt, 2 h, decomposition; (e) BF<sub>3</sub>·OEt<sub>2</sub>, CH<sub>2</sub>Cl<sub>2</sub>, rt, 40 min, 63%; (f) Fe(acac)<sub>3</sub> (20 mol%), NIS, CH<sub>2</sub>Cl<sub>2</sub>, rt, 27 h, 67%; (g) Bu<sub>3</sub>SnH, AIBN, benzene, 80 °C, 25 min, 56%.

and/or decomposition of **1a** was observed. When BF<sub>3</sub>·OEt<sub>2</sub> was used as a Lewis acid, diketone **13** was obtained (63%) by intramolecular hydride shift from the secondary alcohol to the enone via 1,4-addition. Although iodoetherification of **1a** was also examined by using NIS in the presence of Fe catalyst,<sup>10</sup> *cis*-fused compound **14** (67%) was obtained, which was reduced with Bu<sub>3</sub>SnH to furnish **3a** (56%). Next,

oxa-Michael reaction of **1b** (R = H) was examined. Treatment of **1b** with TsOH·H<sub>2</sub>O in CH<sub>2</sub>Cl<sub>2</sub> resulted in the formation of *cis*-fused **3b** (50%, RSM 24%), but that with NaH in THF caused decomposition of **1b**. The reason for obtaining *cis*-isomer in the case of **1a** and **1b** possessing 1,3-diaxial groups is presumably due to avoiding the severe 1,3-diaxial interactions in the transition state of intramolecular oxa-Michael reaction (Figure 1).



**Figure 1.** Explanation for stereochemical outcome of the intramolecular oxa-Michael reaction

In conclusion, 6/6/6-tricyclic ethers possessing 1,3-diaxial methyl groups were synthesized via the intramolecular oxa-Michael reaction to afford *cis*-fused products, respectively. These results indicate that presence of the 1,3-diaxial angular methyl groups highly affect the stereoselectivity of the intramolecular oxa-Michael reaction, and might be useful guidance to design synthetic strategy of polycyclic ether system.

## ACKNOWLEDGEMENTS

This work was supported by JSPS KAKENHI Grant Numbers JP24245009, JP16H04112, and JP16H01159 in Middle Molecular Strategy, and the Asahi Glass Foundation.

## REFERENCES AND NOTES

- For recent reviews, see: J. Hu, M. Bian, and H. Ding, *Tetrahedron Lett.*, 2016, **57**, 5519; C. F. Nising and S. Bräse, *Chem. Soc. Rev.*, 2012, **41**, 988.
- V. S. Martín, M. T. Nuñez, M. A. Ramírez, and M. A. Soler, *Tetrahedron Lett.*, 1990, **31**, 763; J. A. Palazón, M. A. Soler, M. A. Ramírez, and V. S. Martín, *Tetrahedron Lett.*, 1993, **34**, 5467.
- For recent reviews, see: A. K. Ghosh and M. Brindisi, *RSC Adv.*, 2016, **6**, 111564; J. Deska, D. Thiel, and E. Gianolio, *Synthesis*, 2015, **47**, 3435.
- K. C. Nicolaou, R. J. Aversa, J. Jin, and F. Rivas, *J. Am. Chem. Soc.*, 2010, **132**, 6855; K. C. Nicolaou, M. O. Frederick, A. C. B. Burtoloso, R. M. Denton, F. Rivas, K. P. Cole, R. J. Aversa, R. Gibe, T. Umezawa, and T. Suzuki, *J. Am. Chem. Soc.*, 2008, **130**, 7466.
- T. Oishi, M. Suzuki, K. Watanabe, and M. Murata, *Tetrahedron Lett.*, 2006, **47**, 3975.

6. See Supporting Information.
7. B. Thirupathi, P. P. Reddy, and D. K. Mohapatra, [\*J. Org. Chem.\*, 2011, \*\*76\*\*, 9835.](#)
8. J. Finlay, M. A. McKervey, and H. Q. N. Gunaratne, [\*Tetrahedron Lett.\*, 1998, \*\*39\*\*, 5651.](#)
9. H. Onoue, T. Baba, K. Konoki, K. Torikai, M. Ebine, and T. Oishi, [\*Chem. Lett.\*, 2014, \*\*43\*\*, 1904.](#)
10. P. Zhou, Y. Cai, X. Zhong, W. Luo, T. Kang, J. Li, X. Liu, L. Lin, and X. Feng, [\*ACS Catal.\*, 2016, \*\*6\*\*, 7778.](#)