

HETEROCYCLES, Vol. 101, No. 1, 2020, pp. 251 - 262. © 2020 The Japan Institute of Heterocyclic Chemistry
Received, 2nd June, 2019, Accepted, 25th July, 2019, Published online, 25th September, 2019
DOI: 10.3987/COM-19-S(F)20

NOVEL TRIFLUOROMETHYLATED SPIRO-1,3,4-THIADIAZOLES VIA [3+2]-CYCLOADDITIONS OF 2,3-DIPHENYLCYCLOPROPENETHIONE WITH SELECTED *IN SITU*-GENERATED NITRILE IMINES DERIVED FROM TRIFLUOROACETONITRILE

Greta Utecht-Jarzyńska,^a Marcin Jasiński,^{a*} Kamil Świątek,^{1,a} Grzegorz Mlostoń,^a and Heinz Heimgartner^{b*}

^aDepartment of Organic and Applied Chemistry, University of Łódź, Tamka 12, PL-91-403 Łódź, Poland. e-mail: marcin.jasinski@chemia.uni.lodz.pl

^bDepartment of Chemistry, University of Zurich, Winterthurerstrasse 190, CH-8057 Zurich, Switzerland. e-mail: heinz.heimgartner@chem.uzh.ch

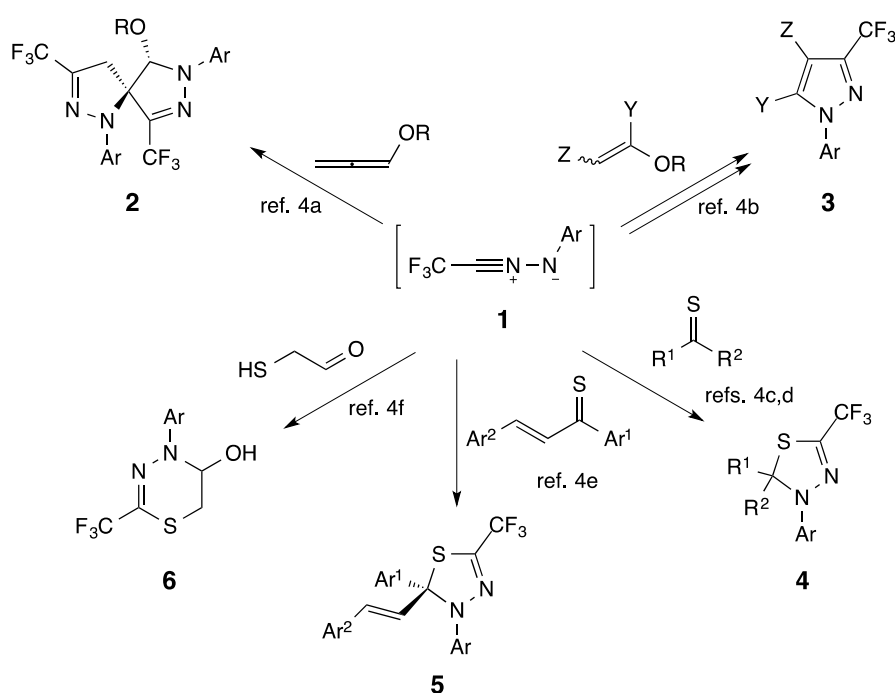
Dedicated to Professor Dr. Kaoru Fuji on the occasion of his 80th birthday

Abstract – The *in situ*-generated N-aryl nitrile imines derived from trifluoroacetonitrile react efficiently with 2,3-diphenylcyclopropenethione to give spirocyclic 1,3,4-thiadiazole derivatives as products of a regio- and chemoselective [3+2]-cycloaddition in good to excellent yields. A stepwise mechanism via initial nucleophilic attack of the S-atom onto the electrophilic C-atom of the electron-deficient 1,3-dipole leading to a zwitterionic intermediate is postulated to explain these formal [3+2]-cycloaddition reactions. The presence of the CF₃ group is necessary to activate the nitrile imine for the efficient trapping of the cyclopropenethione. These are the first examples of a successful reaction of this C=S dipolarophile affording 1,3,4-thiadiazoles as formal [3+2]-cycloadducts.

INTRODUCTION

One of the most efficient and convenient methods for the synthesis of five-membered heterocyclic compounds is the 1,3-dipolar cycloaddition reaction ([3+2]-cycloaddition reaction, Huisgen reaction).² For example, nitrile imines as propargyl-type 1,3-dipoles have frequently been used for the preparation of diverse N-heterocycles.³ In our recent studies we have shown that the reactions of trifluoromethyl-substituted nitrile imines **1** with C=C and C=S dipolarophiles open access to most

attractive trifluoromethylated N-heterocycles⁴ (Scheme 1). Whereas spirobipyrazolines **2** were obtained via double [3+2]-cycloaddition with alkoxyallenes^{4a} (for a similar study with allenates and non-fluorinated nitrile imines see ref.⁵), 3-trifluoromethylpyrazoles **3** were formed via a domino cycloaddition/elimination process with enol ethers.^{4b} Related studies on reactions of **1** with diverse C=C dipolarophiles and acetylenes have been reported previously by Tanaka and coworkers,⁶ and more recently, the cycloaddition with fullerene C₆₀ was published.⁷ The group of Tanaka also described the first cycloadditions of **1** with heterodipolarophiles, i.e. with an isothiocyanate to give 2-methylimino-5-trifluoromethyl-1,3,4-thiadiazoline and with *N,N*-dimethylcyanamide yielding *N,N*-dimethyl-1-phenyl-3-trifluoromethyl-1*H*-1,2,4-triazol-5-amine, respectively.⁸ Furthermore, the reaction with the C=N bond of a diazepine derivative led to a 1*H*-1,2,4-triazolo[4,3-*d*][1,4]diazepine.⁹

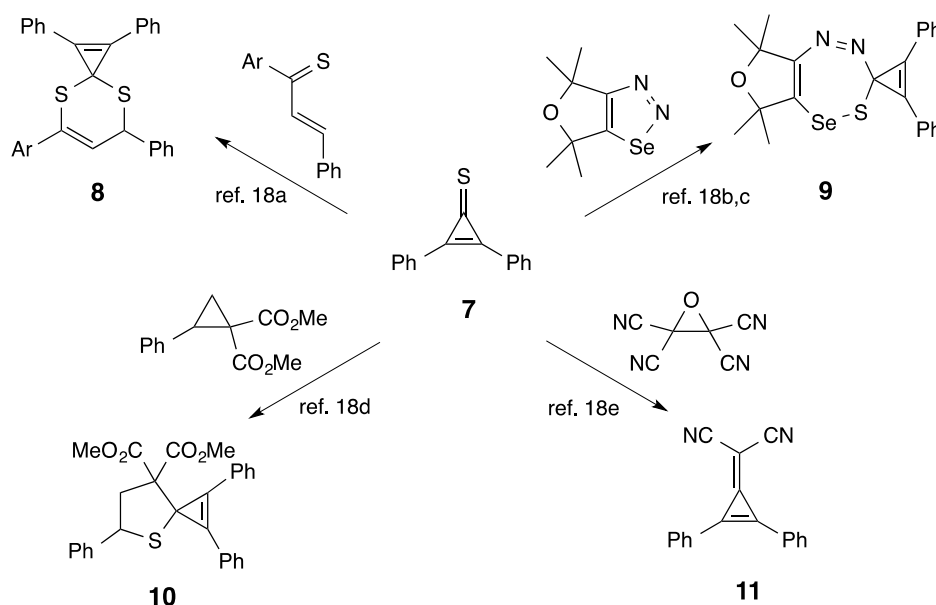


Scheme 1. [3+2]-Cycloaddition reactions of trifluoromethylated nitrile imines **1** with alkoxyallenes, enol ethers, and thioketones and [3+3]-annulation with mercaptoacetaldehyde

Within our studies of reactions with thioketones as versatile synthons for the preparation of sulfur-containing heterocycles,¹⁰ 5-trifluoromethyl-2,3-dihydro-1,3,4-thiadiazoles of type **4** and **5** were prepared via [3+2]-cycloaddition of **1** with diarylthioketones,^{4c} cycloaliphatic thioketones,^{4d} and thiochalcones,^{4e} respectively (Scheme 1). Very recently, we reported that trapping of **1** with mercaptoacetaldehyde leads to 5,6-dihydro-1,3,4-thiadiazine-5-ols **6** via a two-step [3+3]-annulation.^{4f} Several reactions of the title 2,3-diphenylcyclopropenethione (**7**) with nucleophilic reagents like enamines,¹¹ ketene acetals,¹² imines,¹³ and other N-nucleophiles¹⁴ have been reported to proceed via a

cascade of steps including nucleophilic addition at C(1) or C(2) and ring opening to give, in most cases, heterocyclic thiones. The reaction with electrophiles such as dimethyl acetylenedicarboxylate also occur via cleavage of the three-membered ring leading to open-chain products,¹⁵ whereas those with an alkyl halide followed by the enolate of a 1,3-dicarbonyl compound yield 5-hydroxy-1-(alkylsulfanyl)cyclopentadienes.¹⁶ Furthermore, a sulfonium ylide^{17a} as well as a pyridinium methylene^{17b,c} react with **7** in domino reactions via ring opening to form pyran derivatives.

On the other hand, a few reactions of **7** yielding products **8–11** with the preserved cyclopropene ring are known¹⁸ (Scheme 2). The most relevant ones with respect to the following study are the thia-Diels-Alder reaction with thiochalcones to give 4,8-dithiaspiro[2.5]octa-1,5-dienes **8**^{18a} and the AlCl₃-catalyzed addition of dimethyl 2-phenylcyclopropane-1,1-dicarboxylate forming the spirocyclic tetrahydrothiophene derivative **10**.^{18d}



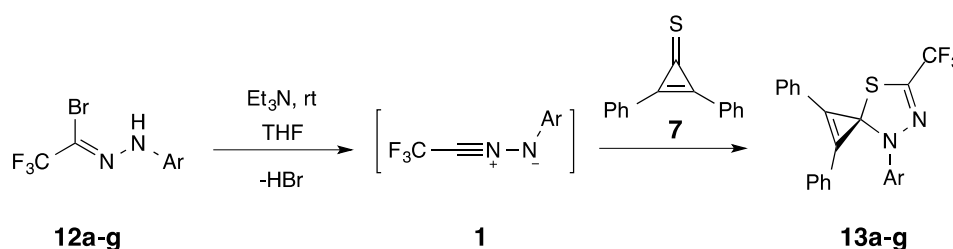
Scheme 2. Reactions of **7** leading to products **8–11** with preserved cyclopropene ring

Notably, in contrast to numerous aryl, hetaryl, and cycloaliphatic thioketones known as ‘superdipolarophilic’ reagents,¹⁹ thione **7** has never been studied in [3+2]-cycloaddition reactions with appropriate 1,3-dipoles. Nonetheless, in our earlier studies, a series of non-fluorinated nitrile imines was tested in the [3+2]-cycloadditions with diverse thioketones²⁰ as well as with heterocyclic thiones, such as rhodanine and 1,3-thiazole-5-thione derivatives,²¹ and the respective 1,3,4-thiadiazole derivatives were obtained in good to excellent yields. The goal of the present study was to investigate reactions of **7** with electron-deficient trifluoromethylated nitrile imines of type **1**.

RESULTS AND DISCUSSION

The fluorinated nitrile imines **1** are not isolable species but they are generated *in situ* from the corresponding trifluoroacetohydrazoneyl bromides **12** by treatment with an organic base such as triethylamine in CH₂Cl₂ or THF solution.^{4c} In the presence of suitable dipolarophiles, they are trapped to form the respective five-membered cycloadducts, but in the case of less reactive dipolarophiles, dimerization occurs to give, for example, isomeric tetrazine derivatives.²²

In the present study, the test experiment was performed with **7** and the *in situ*-generated *para*-nitro-substituted nitrile imine **1a** (Scheme 3). The mixture of substrates **7** and **12a** in THF solution was treated with excess triethylamine at room temperature. After ca. 15 min, the reaction was complete and after filtration and evaporation of the solvent, the crude product was examined by ¹H NMR spectroscopy. The presence of two distinct doublets located at 7.20 and 7.93 ppm (*J* = 9.3 Hz) for the *para*-O₂N-C₆H₄ unit as well as two multiplets found at 7.54–7.58 and 7.76–7.77 ppm for 6 and 4 H-atoms, respectively, attributed to two spectroscopically equal phenyl rings indicated the formation of a sole intermolecular 1:1-adduct. After column chromatography, one fraction was isolated, and its spectroscopic properties confirmed the structure of the expected [3+2]-cycloadduct **13a** of **1a** and **7** acting as a C=S dipolarophile. In addition to the already described ¹H NMR signals, the ¹³C NMR spectra revealed the presence of the diagnostic resonance for the spiro C-atom at 66.4 ppm and one signal for two sp²-hybridized C-atoms for the cyclopropene fragment at 117.7 ppm. Finally, the ¹⁹F NMR spectrum evidenced the presence of one CF₃ group with the typical absorption at –64.59 ppm.

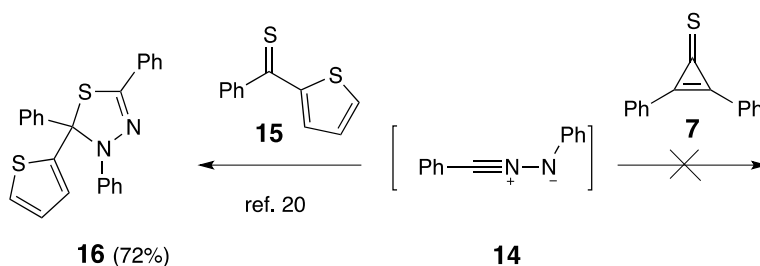


	Ar	Yield (%)		Ar	Yield (%)
a	4-O ₂ N-C ₆ H ₄	95	e	C ₆ H ₅	67
b	4-NC-C ₆ H ₄	86	f	4-Me-C ₆ H ₄	64
c	4-Br-C ₆ H ₄	82	g	4-MeO-C ₆ H ₄	65
d	4-F-C ₆ H ₄	81			

Scheme 3. Reaction of *in situ*-generated nitrile imines **1** with 2,3-diphenylcyclopropenethione (**7**)

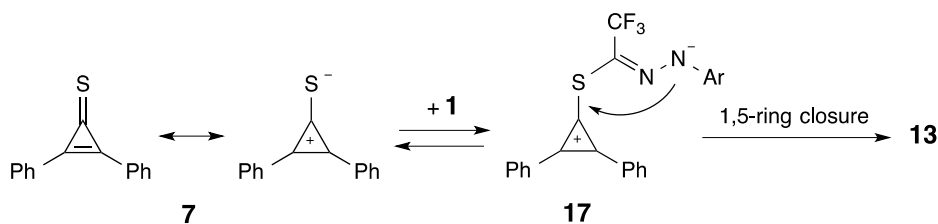
Based on this protocol, analogous reactions were carried out starting with differently substituted hydrazonoyl bromides **12b–g**, and in all cases the desired [3+2]-cycloadducts **13** were isolated as the major product in 64–86% yield. Notably, the type of substituent influenced both the yield and the stability of the obtained product. Thus, the presence of the electron-donating substituents resulted in lower yields, and for this reason, longer reaction times were needed for completion of the reaction. In contrast to **13a**, the 4-methoxy derivative **13g** suffered remarkable instability in CDCl_3 solution and underwent decomposition at room temperature.

In order to learn more about reactivities in the studied system, two additional experiments were performed. In the first case, the reaction of **7** with diphenyl nitrile imine **14** was carried out under the same conditions (Scheme 4). In contrast to aryl hetaryl thioketones, e.g. **15** yielding **16**,²⁰ no formation of the [3+2]-cycloadduct onto the C=S bond was observed. In the second experiment, 2,3-diphenylcyclopropenone (O-analogue of **7**) was used for the attempted [3+2]-cycloaddition with **1a**. Also in that case no reaction was observed and the starting ketone was found in the crude mixture.



Scheme 4. Attempted reaction of diphenyl nitrile imine **14** with **7**

The [3+2]-cycloadditions with C=S dipolarophiles are known to follow either concerted or non-concerted pathways. In the latter case, diradical intermediates were postulated to explain the course of the reaction.²³ The requirement of a zwitterionic intermediate is a large energy difference between HOMO and LUMO orbitals of 1,3-dipole and dipolarophile. In the classical studies of Huisgen and coworkers, electron-rich thiocarbonyl S-methanides reacted with electron-deficient ethylenic dipolarophiles via a zwitterionic pathway.²⁴ In contrast, the reaction partners described in the present study can be considered as an alternative system in which the 1,3-dipole is the electron-deficient component and the dipolarophile the electron-rich one. Therefore, the formation of the zwitterionic intermediate **17** is a plausible explanation for the proposed step-wise [3+2]-cycloaddition leading to the spirocyclic 1,3,4-thiadiazole derivatives **13** (Scheme 5). The obtained results demonstrate that **7** does not display the typical reactivity of thioketones, and instead of dipolarophilic reactivity, in the presence of an appropriate electrophile forms a new bond via nucleophilic attack via the S-atom.



Scheme 5. Proposed step-wise reaction mechanism for the formation of **13**

In addition, the reactivity of the nitrile imines **1** is tuned by the substituent in the aryl ring. The more electrophilic this group is, the higher electrophilicity is displayed by the 1,3-dipole as evidenced by the observed reaction times in the described series.

CONCLUSIONS

The reactions of **7**, observed only with fluorinated nitrile imines **1**, show that it can behave as a C=S dipolarophile. This is the first report of a successful formal [3+2]-cycloaddition performed with this thioketone, and the obtained results demonstrate that a strongly electron-deficient 1,3-dipole is able to trap **7**. This observation allows formulating a stepwise reaction pathway, which is initiated by the nucleophilic attack of the sulfur atom of **7** onto the C-atom of the strongly electron-deficient 1,3-dipolar species **1**. The comparison of the reactivity of **1** and diphenyl nitrile imine **14** evidenced that the presence of the CF₃-group is necessary to achieve sufficient electrophilicity to perform the formation of the [3+2]-cycloadduct. Moreover, the reaction occurs only with the nucleophilic C=S group of **7**, and the corresponding C=O derivative does not enter the analogous reaction. This difference confirms the assumption that the initiating step is the nucleophilic attack of the ‘dipolarophile’ leading to a zwitterionic intermediate. The described reactions open access to spiro-1,3,4-thiadiazoles functionalized with the CF₃ group at the C(2) atom of this heterocycle and extend possible applications of **7** in organic synthesis as it has mainly been explored as a Michael acceptor, e.g. for rapid labeling of biomolecules as described in a recent publication.²⁵

EXPERIMENTAL

General remarks. Reactions were carried out under argon in flame-dried flasks with addition of the reactants by using syringes; subsequent manipulations were conducted in air. Products were purified by column chromatography on silica gel (230–400 mesh). If not stated otherwise, reported yields refer to analytically pure samples. Melting points were determined using a Mel-Temp II apparatus (*Aldrich*) or with a polarising optical microscope (*Opta-Tech*), and are uncorrected. NMR spectra were recorded on a Bruker Avance III instrument (¹H at 600 MHz, ¹³C at 151 MHz, and ¹⁹F at 565 MHz) in CDCl₃ solutions. Chemical shifts (δ) given in ppm are reported relative to solvent residual peaks (¹H NMR: δ = 7.26 ppm

[CHCl₃], ¹³C NMR: δ = 77.0 ppm [CDCl₃]) or to CFCl₃ (δ = 0.00 ppm) used as external standard in ¹⁹F NMR measurements. Coupling constants (*J*) are given in Hz. The multiplicity of the ¹³C signals was deduced from DEPT spectra supplemented with 2D (HMQC, HMBC) measurements. IR spectra were obtained with a Cary 630 FTIR (*Agilent Technologies*) instrument, in neat. The mass spectra were recorded on a Varian 500-MS LC Ion Trap using electrospray ionization (ESI); *m/z* (rel. %). Elemental analyses were obtained with a Vario EL III (*Elementar Analysensysteme GmbH*) instrument.

Starting materials. Used reagents and starting materials such as arylhydrazines, phenylacetic acid, fluoral hydrate, NBS, inorganic reagents, and solvents are commercially available and were used as received. THF was dried over sodium/benzophenone and freshly distilled before usage. Trifluoroacetaldehyde arylhydrazones were prepared by heating methanolic solutions of excess fluoral hydrate with the appropriate hydrazine in a closed ampoule at 75 °C overnight in the presence of freshly activated molecular sieves 4Å following our earlier report.²⁶ Hydrazonoyl bromides **12** were obtained by treatment of the above mentioned hydrazones with N-bromosuccinimide (NBS) in dry DMF as described.^{4c} 2,3-Diphenylcyclopropenethione (**7**) was prepared by thionation of the respective ketone with Lawesson's Reagent (LR).²⁷ The latter 2,3-diphenylcyclopropenone was obtained in a three step procedure starting with phenylacetic acid, following the literature protocol.²⁸

Synthesis of spirocyclic thiadiazoles 13a–13g – general procedure. To a mixture of the respective hydrazonoyl bromide **12** (1.05 mmol) and 2,3-diphenylcyclopropenethione (**7**, 222 mg, 1.00 mmol) in dry THF (5.0 mL) was added dropwise excess Et₃N (0.6 mL) at 0 °C, and the resulting mixture was stirred at room temperature until the starting thione was fully consumed (TLC monitoring, 15–60 min). The precipitate triethylammonium bromide was filtered off, and the solvents were removed in vacuo. The resulting oil was purified by column chromatography (CC) on silica gel using petroleum ether/CH₂Cl₂ mixture to give analytically pure products **13**.

Spiro-{[1,2-diphenylcyclopropene]-3,2'-[3'-(4-nitrophenyl)-5'-trifluoromethyl-2',3'-dihydro-1',3',4'-thiadiazole]} (**13a**). Reaction time: 15 min; CC petroleum ether/CH₂Cl₂ (2:1), yield: 431 mg (95%). Yellow solid, mp 129–131 °C. ¹H NMR (600 MHz, CDCl₃): δ 7.20 (*d*_{br}, *J* \approx 9.3 Hz, 2 arom. H), 7.54–7.58, 7.76–7.77 (*m*, 6 H, 4 H, 2 Ph), 7.93 (*d*_{br}, *J* \approx 9.3 Hz, 2 arom. H) ppm. ¹³C NMR (CDCl₃, 151 MHz): δ 66.4 (*s*, spiro-C), 117.7 (*s*, 2 C, *c*Prop), 118.6 (*d*, 2 CH_{arom}), 119.6 (*q*, ¹*J*_{C,F} = 271.4 Hz, CF₃), 124.8 (*s*, 2 C_{arom}, 2 Ph), 124.8 (*d*, 2 CH_{arom}), 129.7, 130.6, 131.5 (*3d*, 10 CH_{arom}, 2 Ph), 136.9 (*q*, ²*J*_{C,F} = 40.7 Hz, C(5')), 142.9, 147.0 (*2s*, 2 C_{arom}) ppm. ¹⁹F NMR (CDCl₃, 565 MHz): δ –64.59 (*s*, CF₃) ppm. IR (neat): ν 1590, 1566, 1511, 1340, 1264, 1184, 1137, 1027, 690 cm⁻¹. ESI-MS (*m/z*): 476.2 (51, [M+Na]⁺), 454.2 (100, [M+H]⁺). Anal. Calcd for C₂₃H₁₄F₃N₃O₂S (453.44): C 60.92, H 3.11, N 9.27, S 7.07. Found: C

61.11, H 3.22, N 9.29, S 7.09.

4-[Spiro-(1',2'-diphenylcyclopropene)-3',2''-(5''-trifluoromethyl-2'',3''-dihydro-1'',3'',4''-thiadiazol-3''-yl)]benzotrile (13b). Reaction time: 15 min; CC petroleum ether/CH₂Cl₂ (2:1), yield: 373 mg (86%). Yellow solid, mp 124–126 °C. ¹H NMR (600 MHz, CDCl₃): δ 7.17 (*d*_{br}, *J* ≈ 8.8 Hz, 2 arom. H), 7.33 (*d*_{br}, *J* ≈ 8.8 Hz, 2 arom. H), 7.52–7.58, 7.74–7.75 (2*m*, 6 H, 4 H, 2 Ph) ppm. ¹³C NMR (CDCl₃, 151 MHz): δ 66.7 (*s*, spiro-C), 106.3 (*s*, CN), 117.7 (*s*, 2 C, *c*Prop), 118.9 (*s*, C_{arom}), 119.7 (*q*, ¹*J*_{C,F} = 271.4 Hz, CF₃), 119.7 (*d*, 2 CH_{arom}), 124.9 (*s*, 2 C_{arom}, 2 Ph), 129.6, 130.6, 131.4 (3*d*, 10 CH_{arom}, 2 Ph), 132.9 (*d*, 2 CH_{arom}), 136.2 (*q*, ²*J*_{C,F} = 40.6 Hz, C(5'')), 145.2 (*s*, C_{arom}) ppm. ¹⁹F NMR (CDCl₃, 565 MHz): δ –64.56 (*s*, CF₃) ppm. IR (neat): ν 1603, 1556, 1498, 1264, 1197, 1136, 1029, 839, 688 cm⁻¹. ESI-MS (*m/z*): 434.2 (100, [M+H]⁺). Anal. Calcd for C₂₄H₁₄F₃N₃S (433.45): C 66.50, H 3.26, N 9.69, S 7.40. Found: C 66.40, H 3.41, N 9.78, S 7.15.

Spiro-{[1,2-diphenylcyclopropene]-3,2'-[3'-(4-bromophenyl)-5'-trifluoromethyl-2',3'-dihydro-1',3',4'-thiadiazole]} (**13c**). Reaction time: 30 min; CC petroleum ether/CH₂Cl₂ (4:1), yield: 400 mg (82%). Pale orange solid, mp 97–99 °C. ¹H NMR (600 MHz, CDCl₃): δ 6.95 (*d*_{br}, *J* ≈ 8.8 Hz, 2 arom. H), 7.15 (*d*_{br}, *J* ≈ 8.8 Hz, 2 arom. H), 7.49–7.55, 7.72–7.74 (2*m*, 6 H, 4 H, 2 Ph) ppm. ¹³C NMR (CDCl₃, 151 MHz): δ 68.2 (*s*, spiro-C), 117.8 (*s*, C–Br), 118.0 (*s*, 2 C, *c*Prop), 119.9 (*q*, ¹*J*_{C,F} = 270.8 Hz, CF₃), 123.4 (*d*, 2 CH_{arom}), 125.2 (*s*, 2 C_{arom}, 2 Ph), 129.4, 130.6, 131.0 (3*d*, 10 CH_{arom}, 2 Ph), 131.7 (*d*, 2 CH_{arom}), 134.6 (*q*, ²*J*_{C,F} = 40.2 Hz, C(5')), 140.2 (*s*, C_{arom}) ppm. ¹⁹F NMR (CDCl₃, 565 MHz): δ –64.35 (*s*, CF₃) ppm. IR (neat): ν 1556, 1487, 1329, 1262, 1191, 1133, 1027, 826, 686 cm⁻¹. (–)-ESI-MS (*m/z*): 487.1 (99, [M^{{81}Br}–H][–]), 485.1 (100, [M^{{79}Br}–H][–]). Anal. Calcd for C₂₃H₁₄BrF₃N₂S (487.33): C 56.69, H 2.90, N 5.75, S 6.58. Found: C 56.55, H 3.04, N 5.76, S 6.79.

Spiro-{[1,2-diphenylcyclopropene]-3,2'-[3'-(4-fluorophenyl)-5'-trifluoromethyl-2',3'-dihydro-1',3',4'-thiadiazole]} (**13d**). Reaction time: 30 min; CC petroleum ether/CH₂Cl₂ (4:1), yield: 345 mg (81%). Yellow solid, mp 131–133 °C. ¹H NMR (600 MHz, CDCl₃): δ 6.72–6.75 (*m*, 2 arom. H), 7.01–7.04 (*m*, 2 arom. H), 7.48–7.55, 7.71–7.74 (2*m*, 6 H, 4 H, 2 Ph) ppm. ¹³C NMR (CDCl₃, 151 MHz): δ 69.0 (*s*, spiro-C), 115.4 (*d*, ²*J*_{C,F} = 22.6 Hz, 2 CH_{arom}), 118.0 (*s*, 2 C, *c*Prop), 120.0 (*q*, ¹*J*_{C,F} = 270.7 Hz, CF₃), 124.3 (*d*, ³*J*_{C,F} = 8.4 Hz, 2 CH_{arom}), 125.3 (*s*, 2 C_{arom}, 2 Ph), 129.3, 130.6, 130.9 (3*d*, 10 CH_{arom}, 2 Ph), 134.2 (*q*, ²*J*_{C,F} = 40.3 Hz, C(5')), 137.0 (*d*, ⁴*J*_{C,F} = 2.7 Hz, C_{arom}), 160.2 (*d*, ¹*J*_{C,F} = 244.4 Hz, C–F) ppm. ¹⁹F NMR (CDCl₃, 565 MHz): δ –64.30 (*s*, CF₃), –117.23 (*m*, Ar–F) ppm. IR (neat): ν 1566, 1504, 1355, 1330, 1262, 1183, 1129, 1027, 835, 751, 682 cm⁻¹. ESI-MS (*m/z*): 427.2 (100, [M+H]⁺). Anal. Calcd for C₂₃H₁₄F₄N₂S

(426.43): C 64.78, H 3.31, N 6.57, S 7.52. Found: C 64.69, H 3.31, N 6.71, S 7.39.

Spiro-[(1,2-diphenylcyclopropene)-3,2'-(3'-phenyl-5'-trifluoromethyl-2',3'-dihydro-1',3',4'-thiadiazole)] (**13e**). Reaction time: 60 min; CC petroleum ether/CH₂Cl₂ (9:1), yield: 274 mg (67%). Yellow solid, mp 104–107 °C. ¹H NMR (600 MHz, CDCl₃): δ 6.91–6.94, 7.03–7.08, 7.48–7.53, 7.73–7.74 (4*m*, 1 H, 4 H, 6 H, 4 H, 3 Ph) ppm. ¹³C NMR (CDCl₃, 151 MHz): δ 68.7 (*s*, spiro-C), 118.1 (*s*, 2 C, *c*Prop), 120.1 (*q*, ¹J_{C,F} = 270.6 Hz, CF₃), 122.2 (*d*, 2 CH_{arom}, Ph), 124.9 (*d*, CH_{arom}, Ph), 125.5 (*s*, 2 C_{arom}, 2 Ph), 128.6 (*d*, 2 CH_{arom}, Ph), 129.3, 130.6, 130.8 (3*d*, 10 CH_{arom}, 2 Ph), 133.7 (*q*, ²J_{C,F} = 40.1 Hz, C(5')), 141.1 (*s*, C_{arom}, Ph) ppm. ¹⁹F NMR (CDCl₃, 565 MHz): δ –64.30 (*s*, CF₃) ppm. IR (neat): ν 1556, 1491, 1254, 1183, 1172, 1133, 1021, 749, 680 cm⁻¹. ESI-MS (*m/z*): 409.2 (100, [M+H]⁺). Anal. Calcd for C₂₃H₁₅F₃N₂S (408.44): C 67.63, H 3.70, N 6.86, S 7.85. Found: C 67.40, H 3.77, N 6.96, S 7.61.

Spiro-[[1,2-diphenylcyclopropene]-3,2'-[3'-(4-tolyl)-5'-trifluoromethyl-2',3'-dihydro-1',3',4'-thiadiazole]] (**13f**). Reaction time: 60 min; CC petroleum ether/CH₂Cl₂ (9:1), yield: 270 mg (64%). Yellow solid, mp 110–112 °C. ¹H NMR (600 MHz, CDCl₃): δ 2.14 (*s*, 3 H, Me), 6.85, 6.98 (2*d*_{br}, *J* = 8.3 Hz, 2 H each, Tol), 7.47–7.54, 7.73–7.77 (2*m*, 6 H, 4 H, 2 Ph) ppm. ¹³C NMR (CDCl₃, 151 MHz): δ 20.7 (*q*, Me), 68.9 (*s*, spiro-C), 118.2 (*s*, 2 C, *c*Prop), 120.1 (*q*, ¹J_{C,F} = 270.4 Hz, CF₃), 122.5 (*d*, 2 CH_{arom}, Tol), 125.5 (*s*, 2 C_{arom}, 2 Ph), 129.22 (*d*, 4 CH_{arom}, 2 Ph), 129.23 (*d*, 2 CH_{arom}, Tol), 130.6, 130.7 (2*d*, 6 CH_{arom}, 2 Ph), 133.1 (*q*, ²J_{C,F} = 40.1 Hz, C(5')), 134.7, 138.4 (2*s*, 2 C_{arom}, Tol) ppm. ¹⁹F NMR (CDCl₃, 565 MHz): δ –64.12 (*s*, CF₃) ppm. IR (neat): ν 1508, 1448, 1329, 1262, 1128, 1027, 822, 751 cm⁻¹. ESI-MS (*m/z*): 423.2 (100, [M+H]⁺). Anal. Calcd for C₂₄H₁₇F₃N₂S (422.46): C 68.23, H 4.06, N 6.63, S 7.59. Found: C 68.35, H 4.21, N 6.73, S 7.79.

Spiro-[[1,2-diphenylcyclopropene]-3,2'-[3'-(4-methoxyphenyl)-5'-trifluoromethyl-2',3'-dihydro-1',3',4'-thiadiazole]] (**13g**). Reaction time: 60 min; CC petroleum ether/CH₂Cl₂ (4:1), yield: 285 mg (65%). Thick orange oil. ¹H NMR (600 MHz, CDCl₃): δ 3.63 (*s*, 3 H, OMe), 6.57 (*d*_{br}, *J* = 9.0 Hz, 2 arom. H), 6.99 (*d*_{br}, *J* = 9.0 Hz, 2 arom. H), 7.46–7.54, 7.72–7.75 (2*m*, 6 H, 4 H, 2 Ph) ppm. ¹³C NMR (CDCl₃, 151 MHz): δ 55.2 (*q*, OMe), 69.4 (*s*, spiro-C), 113.8 (*d*, 2 CH_{arom}), 118.3 (*s*, 2 C, *c*Prop), 120.1 (*q*, ¹J_{C,F} = 270.4 Hz, CF₃), 124.6 (*d*, 2 CH_{arom}), 125.5 (*s*, 2 C_{arom}, 2 Ph), 129.2, 130.6, 130.7 (3*d*, 10 CH_{arom}, 2 Ph), 133.1 (*q*, ²J_{C,F} = 40.0 Hz, C(5')), 134.0, 157.3 (2*s*, 2 C_{arom}) ppm. ¹⁹F NMR (CDCl₃, 565 MHz): δ –64.15 (*s*, CF₃) ppm. (–)-ESI-MS (*m/z*): 437.2 (100, [M–H][–]). IR (neat): ν 1508, 1355, 1241, 1127, 1023, 831, 758, 685 cm⁻¹. Anal. Calcd for C₂₄H₁₇F₃N₂OS (438.46): C 65.74, H 3.91, N 6.39, S 7.31. Found: C 65.70, H 3.94, N 6.46, S 7.30.

ACKNOWLEDGEMENTS

The authors thank the National Science Center (Cracow, Poland) for financial support within the project #2016/21/N/ST5/01254.

REFERENCES AND NOTES

1. Part of the planned BSc Thesis of K. Ś., University of Łódź, 2019.
2. a) R. Huisgen, *Angew. Chem. Int. Ed.*, 1963, **2**, 565; b) R. Huisgen, in ‘1,3-Dipolar Cycloaddition Chemistry’, ed. by A. Padwa, Wiley Interscience, New York, 1984, pp. 1–176; c) K. V. Gothelf and K. A. Jorgensen, *Chem. Rev.*, 1998, **98**, 863; d) K. A. Kumar, *Int. J. Chem. Tech. Res.*, 2013, **5**, 3032.
3. a) P. Caramella and P. Grünanger, in ‘1,3-Dipolar Cycloaddition Chemistry’, ed. by A. Padwa, Wiley Interscience, New York, 1984, pp. 291–392; b) J. T. Sharp, in ‘Synthetic Applications of 1,3-Dipolar Cycloaddition Chemistry Toward Heterocycles and Natural Products’, ed. by A. Padwa and W. H. Pearson, John Wiley & Sons, New York, 2002, pp. 473–538; c) S. Kanemasa, in ‘Science of Synthesis: Houben-Weyl Methods of Molecular Transformations Vol. 19’, G. Thieme Verlag, Stuttgart, 2004, pp. 41–52.
4. a) G. Utecht, G. Mlostoń, and M. Jasiński, *Synlett*, 2018, **29**, 1753; b) G. Utecht, A. Fruziński, and M. Jasiński, *Org. Biomol. Chem.*, 2018, **16**, 1252; c) G. Mlostoń, K. Urbaniak, G. Utecht, D. Lentz, and M. Jasiński, *J. Fluorine Chem.*, 2016, **192**, 147; d) G. Utecht, J. Sioma, M. Jasiński, and G. Mlostoń, *J. Fluorine Chem.*, 2017, **201**, 68; e) P. Grzelak, G. Utecht, M. Jasiński, and G. Mlostoń, *Synthesis*, 2017, **49**, 2129; f) G. Utecht-Jarzyńska, A. Michalak, J. Banaś, G. Mlostoń, and M. Jasiński, *J. Fluorine Chem.*, 2019, **222–223**, 8.
5. H. Liu, H. Jia, B. Wang, Y. Xiao, and H. Guo, *Org. Lett.*, 2017, **19**, 4714.
6. a) K. Tanaka, S. Maeno, and K. Mitsuhashi, *Chem. Lett.*, 1982, 543; b) K. Tanaka, S. Maeno, and K. Mitsuhashi, *J. Heterocycl. Chem.*, 1985, **22**, 565; c) K. Tanaka, M. Kishida, S. Maeno, and K. Mitsuhashi, *Bull. Chem. Soc. Jpn.*, 1986, **59**, 2631; d) K. Tanaka, H. Masuda, and K. Mitsuhashi, *Bull. Chem. Soc. Jpn.*, 1986, **59**, 3901; e) K. Tanaka, T. Suzuki, S. Maeno, and K. Mitsuhashi, *Bull. Chem. Soc. Jpn.*, 1987, **60**, 4480.
7. M. V. Reinov, M. A. Yurovskaya, D. V. Davydov, and A. V. Streletskii, *Chem. Heterocycl. Compd.*, 2004, **40**, 188.
8. K. Tanaka, O. Honda, K. Minoguchi, and K. Mitsuhashi, *J. Heterocycl. Chem.*, 1987, **24**, 1391.
9. A. Hasnaoui, A. Baouid, and J.-P. Lavergne, *J. Heterocycl. Chem.*, 1991, **28**, 73.
10. G. Mlostoń, P. Grzelak, R. Hamera-Fałdyga, M. Jasiński, P. Pipiak, K. Urbaniak, Ł. Albrecht, J. Hejmanowska, and H. Heimgartner, *Phosphorus, Sulfur Silicon Relat. Elem.*, 2017, **192**, 204.

11. a) O. Tsuge, S. Okita, M. Noguchi, and H. Watanabe, [Chem. Lett., 1981, 1439](#); b) T. Eicher and J. L. Weber, [Liebigs Ann. Chem., 1978, 1222](#).
12. a) M. A. Steinfels, H. W. Krapf, P. Riedl, J. Sauer, and A. S. Dreiding, [Helv. Chim. Acta, 1972, 55, 1759](#); b) H. Krapf, P. Riedl, and J. Sauer, [Chem. Ber., 1976, 109, 576](#).
13. T. Eicher and D. Krause, [Synthesis, 1986, 899](#).
14. a) J. W. Lown and K. Matsumoto, [Can. J. Chem., 1972, 50, 584](#); b) T. L. Gilchrist, C. J. Harris, C. J. Moody, and C. W. Rees, [J. Chem. Soc., Perkin Trans. 1, 1975, 1969](#); c) S. Chaloupka and H. Heimgartner, [Helv. Chim. Acta, 1979, 62, 86](#); d) K. T. Potts, A. J. Elliott, G. R. Titus, D. Al-Hilal, P. F. Lindley, G. V. Boyd, and T. Norris, *J. Chem. Soc., Perkin Trans. 1*, 1981, 2692; e) B. Niu, B. Jiang, L.-Z. Yu, and H. Shi, *Org. Chem. Front.*, 2018, **5**, 1267.
15. W.-T. Zhao and M. Shi, [Tetrahedron Lett., 2015, 56, 5086](#).
16. H. Yoshida, M. Nakajima, T. Ogata, K. Matsumoto, R. M. Acheson, and J. D. Wallis, [Chem. Lett., 1983, 12, 155](#).
17. a) K. Tanaka, J. Hayashi, and A. Kaji, [Phosphorus, Sulfur Silicon Relat. Elem., 1983, 16, 201](#); b) K. Matsumoto, T. Uchida, Y. Yagi, H. Tahara, and R. M. Acheson, [Heterocycles, 1985, 23, 2041](#); c) Y. Ikemi, [J. Heterocycl. Chem., 1990, 27, 1597](#).
18. a) T. Karakasa, S. Takeda, T. Saito, and S. Motoki, [Bull. Chem. Soc. Jpn., 1986, 59, 3279](#); b) W. Ando, Y. Kumamoto, H. Ishizuka, and N. Tokitoh, [Tetrahedron Lett., 1987, 28, 4707](#); c) W. Ando, Y. Kumamoto, and N. Tokitoh, [J. Phys. Org. Chem., 1988, 1, 317](#); d) A. U. Augustin, M. Sense, P. G. Jones, and D. B. Werz, [Angew. Chem. Int. Ed., 2017, 56, 14293](#); *Angew. Chem.*, 2017, **129**, 14481; e) S. Ito and N. Morita, *Science of Synthesis*, 2009, **45a**, 429.
19. a) R. Huisgen, L. Fišera, H. Giera, and R. Sustmann, [J. Am. Chem. Soc., 1995, 117, 9671](#); b) R. Huisgen, X. Li, H. Giera, and E. Langhals, *Helv. Chim. Acta*, 2001, **84**, 981; c) R. Huisgen and E. Langhals, [Heteroat. Chem., 2006, 17, 433](#).
20. K. A. Ali, G. Mlostoń, K. Urbaniak, A. Linden, and H. Heimgartner, [J. Sulfur Chem., 2017, 38, 604](#).
21. a) M. H. Hassaneen, A. S. Shawali, D. S. Farag, and E. M. A. H. Awad, *Phosphorus, Sulfur Silicon Relat. Elem.*, 1996, **113**, 53; b) A. Linden, E. M. A. Awad, and H. Heimgartner, [Acta Crystallogr. Sect. C, 1999, 55, 1877](#); c) T. Büchel, R. Prewo, J. H. Bieri, and H. Heimgartner, [Helv. Chim. Acta, 1984, 67, 534](#).
22. a) H. Meier, W. Heinzemann, and H. Heimgartner, *Chimia*, 1980, **34**, 504; b) N. A. Shams, [J. Prakt. Chem., 1984, 326, 599](#); c) M. Bohle, in 'Science of Synthesis', Vol. 17, ed. by S. M. Weinreb, Thieme Verlag, Stuttgart, 2004, p 585; d) F. Murillo, J. Barroso, M. G. de los Santos, G. Avila, S. Pan, M. A. Fernandez-Herrera, and G. Merino, [J. Org. Chem., 2018, 83, 13045](#).
23. G. Mlostoń, K. Urbaniak, A. Linden, and H. Heimgartner, [Helv. Chim. Acta, 2015, 98, 453](#).

24. a) R. Huisgen, G. Mlostoń, and E. Langhals, [*J. Am. Chem. Soc.* 1986, **108**, 6401](#); b) R. Huisgen, G. Mlostoń, and E. Langhals, [*J. Org. Chem.*, 1986, **51**, 4085](#).
25. R. D. Row and J. A. Prescher, [*Org. Lett.*, 2018, **20**, 5614](#).
26. A. Wojciechowska, M. Jasiński, and P. Kaszyński, [*Tetrahedron*, 2015, **71**, 2349](#).
27. W.-T. Zhao and M. Shi, [*Tetrahedron Lett.*, 2015, **56**, 5086](#).
28. C. M. Vanos and T. H. Lambert, [*Angew. Chem. Int. Ed.*, 2011, **50**, 12222](#); *Angew. Chem.*, 2011, **123**, 12430.