

HETEROCYCLES, Vol. 105, No. 1, 2022, pp. 566 - 575. © 2022 The Japan Institute of Heterocyclic Chemistry
Received, 19th February, 2022, Accepted, 18th March, 2022, Published online, 1st April, 2022
DOI: 10.3987/COM-22-S(R)12

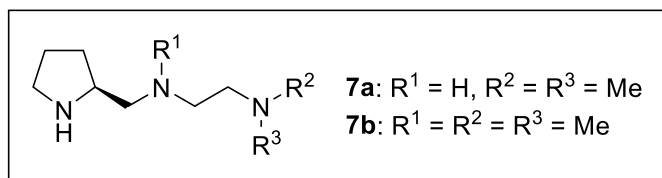
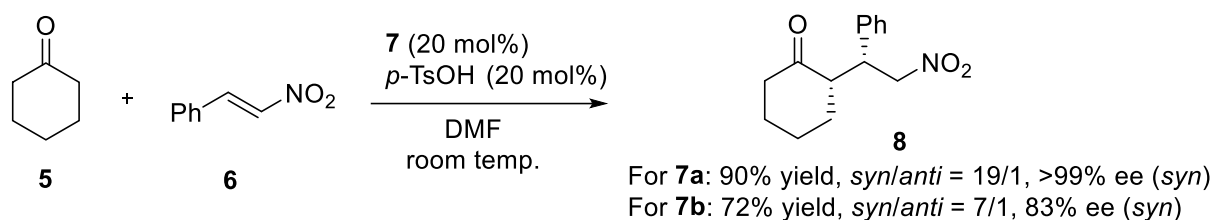
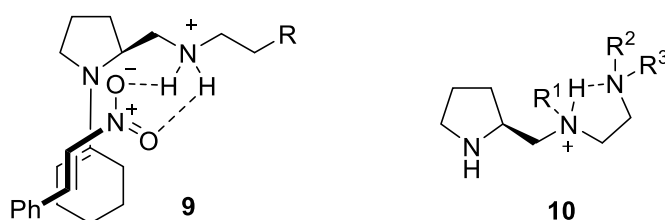
ASYMMETRIC INTRAMOLECULAR ALDOL REACTIONS MEDIATED BY CHIRAL TRIAMINES BEARING A PYRROLIDINE SCAFFOLD TO PROVIDE A WIELAND–MIESCHER KETONE

Yuichi Akahane^b and Kohei Inomata^{*a,b}

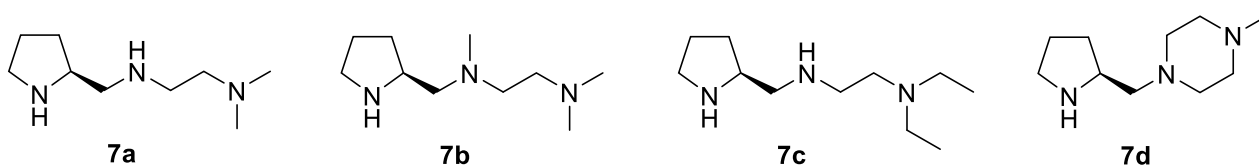
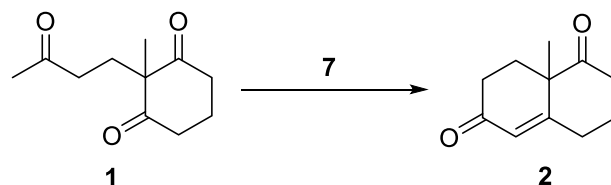
^aDepartment of Pharmaceutical Sciences, International University of Health and Welfare, 2600-1 Kitakanemaru, Ohtawara 324-8501, Japan, ^bDepartment of Pharmacy, Tohoku Medical and Pharmaceutical University, 4-4-1 Komatsushima, Aoba-ku, Sendai 981-8558, Japan, E-mail: inomata@iuhw.ac.jp

Abstract – We established a new asymmetric route to provide (*R*)-Wieland–Miescher ketone [(*R*)-**2**] using a combination of trifluoroacetic acid (TFA) and known or new chiral triamines (**7**) bearing a pyrrolidine scaffold. Although the intramolecular aldol reaction of trione (**1**) mediated by chiral pyrrolidine (**7**) resulted in the production of **2** with low enantioselectivities, a remarkably increased enantioselectivity with a combination of **7b** or **7c** and TFA was observed. We also found that a secondary amine motif existing in the middle of the side chain was important in defining the enantioselectivity.

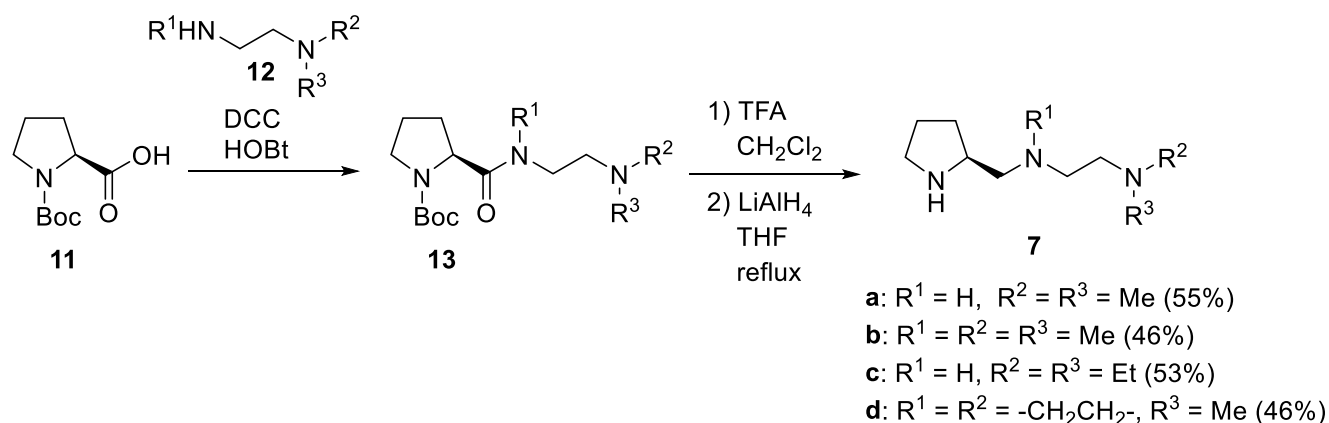
Wieland–Miescher ketone (**2**) prepared by the (*S*)-proline [(*S*)-Pro, **3**]-mediated asymmetric intramolecular aldol reaction of the trione (**1**) has been a highly useful synthon in the total syntheses of a variety of natural products.¹⁻⁶ This asymmetric aldol reaction has been widely recognized to involve an enamine-based mechanism. In this reaction, a hydrogen bond between an oxygen atom on the cyclohexane and a carboxylic acid in (*S*)-proline (**3**) played very important roles in stabilizing the transition state to achieve a highly enantioselective process.^{7,8} Recently, we reported that a combination of (*S*)-2-(pyrrolidinylmethyl)pyrrolidine (**4a**) and TFA successfully mediated the reaction to afford (*R*)-Wieland–Miescher ketone [(*R*)-**2**] accompanied with 81% ee.^{9a} Strikingly, the process was characterized by an inversion of enantioselectivity when compared with a similar reaction mediated by **3** to afford (*S*)-**2**.³ Also, the reaction using **4a** without TFA afforded (*S*)-**2** with lower enantioselectivity (Scheme 1). These results suggested that an ammonium ion that had been produced from **4a** and TFA played a very important role in stabilizing the transition state via hydrogen bonding between the mediator and substrate. This means that an ammonium counterpart in the chiral amine mediator becomes a powerful hydrogen bonding donor

Pansare *et al.***Scheme 2.** Asymmetric Michael addition catalyzed by chiral triamines (**7**)**Figure 1.** Proposed transition state of asymmetric Michael addition and the possible conformation of ethylenediamine side chain in a protonated **7**

This work

**Scheme 3.** Asymmetric intramolecular aldol reaction mediated by triamine (**7**)

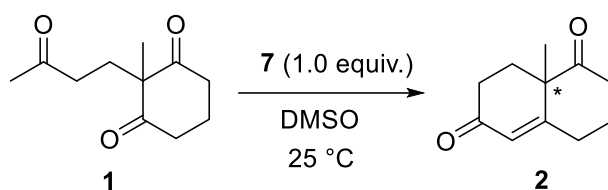
First, triamines (**7**) were prepared from (*S*)-*N*-*tert*-butoxycarbonyl (Boc)-proline (**11**) according to the method reported by Pansare.^{10a} Thus, a usual amidation of **11** in the presence of commercially available diamines (**12**) afforded **13**. After deprotection of the Boc moiety, the lithium aluminum hydride (LAH) reduction of amide provided desired **7** in 46%–55% overall yield.



Scheme 4. Preparation of triamines (**7**)

The aldol reaction of **1**¹² mediated by a stoichiometric amount of **7** in dimethyl sulfoxide (DMSO) at 25 °C proceeded to afford **2** in moderate yields and low enantioselectivities. The results were compiled in Table 1. All of **7** except for **7a** provided (*S*)-**2** as a preferred enantiomer. These results showed us that protonation of the amino side chain to form a hydrogen bond might be required.

Table 1. Aldol reaction of **1** mediated by **7**



Entry ^a	Amine	Time (h)	Yield ^b (%)	Ee ^c (%)	Config. ^d 2
1	7a	20	47	19	<i>R</i>
2	7b	48	40	25	<i>S</i>
3	7c	27	39	8	<i>S</i>
4	7d	24	60	17	<i>S</i>

^a 100 mg of **1** was used for all reactions.

^b Isolated yield.

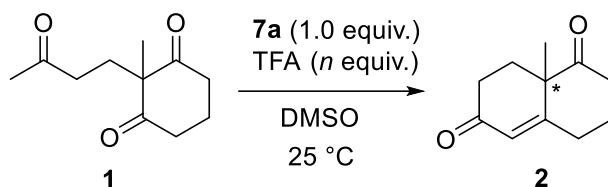
^c Determined by HPLC equipped with a chiral stationary phase column.

^d A preferred enantiomer of **2**.

We next ran experiments to understand the effects of an acid in the aldol reaction. Among the triamines **7**, we selected **7a** due to provide (*R*)-**2** shown in Table 1. The aldol reaction using a range of 1.0 to 2.5 equivalent of TFA was performed. The results were shown in Table 2. All of the conditions in the presence of TFA afforded (*R*)-**2** and both the yield and ee were significantly improved. Depending on increasing

TFA, longer reaction time was observed. The reaction in the presence of 1.5 equivalent of TFA afforded (*R*)-**2** in 83% yield accompanied with 67% ee (Entry 2).

Table 2. Aldol reaction of **1** mediated by **7a** in the presence of TFA



Entry ^a	TFA (equiv.)	Time (h)	Yield ^b (%)	Ee ^c (%)	Config. ^d 2
1	1.0	12	66	65	<i>R</i>
2	1.5	26	83	67	<i>R</i>
3	2.0	50	53	59	<i>R</i>
4	2.5	125	58	50	<i>R</i>

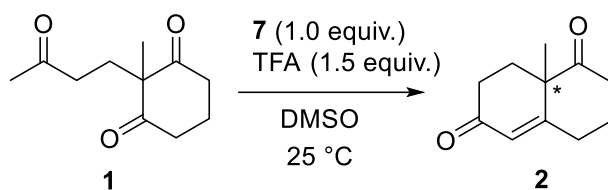
^a 100 mg of **1** was used for all reactions.

^b Isolated yield.

^c Determined by HPLC equipped with a chiral stationary phase column.

^d A preferred enantiomer of **2**.

We examined the effects of the reaction condition to the other triamines **7**. As shown in Table 3, **7b** and **7d** both bearing a tertiary diamine side chain on a pyrrolidine ring afforded (*S*)-**2** in moderate yields and low enantioselectivities (Entries 2 and 4). Therefore, a tertiary amine motif was hardly suitable for the aldol reaction. Triamine **7d** with a restricted conformation of ethylenediamine unit of **7b**, afforded **2** in almost only racemic forms (Entry 4). However, the effects of conformation were not clear due to the insufficient enantioselectivity of **7b** for comparison (Entry 2). The results showed us that the aldol reaction mediated by **7b** and **7d** might not proceed through a hydrogen-bonded transition state (*vide infra*). Triamine (**7c**) bearing a secondary amino- and diethylamino-side chain on a pyrrolidine ring exhibited almost the same enantioselectivity as **7a** with a moderate yield. The results suggested that the secondary amine structures were required for the aldol reaction, and the possibility that a substituent on the terminal nitrogen atom might not affect to the transition state of the reaction.

Table 3. Aldol reaction of **1** mediated by **7** in the presence of TFA

Entry ^a	Amine	Time (h)	Yield ^b (%)	Ee ^c (%)	Config. ^d 2
1 ^e	7a	26	83	67	<i>R</i>
2	7b	72	45	12	<i>S</i>
3	7c	24	49	60	<i>R</i>
4	7d	24	49	6	<i>S</i>

^a 100 mg of **1** was used for all reactions.

^b Isolated yield.

^c Determined by HPLC equipped with a chiral stationary phase column.

^d A preferred enantiomer of **2**.

^e Same result shown in Table 2.

From our previous report,^{9a} the transition states predicted for the aldol reaction are shown in Figure 2. In the presence of TFA, the ethylenediamine moiety in **7** would need to be protonated to generate a corresponding ammonium ion. We devised two transition state models (**14**, **15**) to give (*S*)- and (*R*)-**2** respectively.⁶ As similar enantioselectivities were observed in comparison with **7a** and **7c**, we believe that the terminal amino group ($-\text{NR}^2\text{R}^3$) is far from the C-C bond forming site. The hydrogen in the ammonium ion could hydrogen-bond to the carbonyl oxygen atom originating from 1,3-diketone functionality. In the cases of using **7b** and **7d**, severe steric repulsions between an alkyl substituent (R^1) on the ammonium moiety and an angular methyl group or a carbonyl functionality are observed. However, the results suggested the possibility that the sterically subtle differences around the tertiary amino-side chain might affect the enantioselectivities in comparison to the fact **7a** afforded (*R*)-**2** with high ee. Therefore, the reactions using **7b** and **7d** might proceed through a non-hydrogen bonded transition state to afford **2** with very low enantioselectivities. In the case of **7a** or **7c** (both $\text{R}^1 = \text{H}$), the steric repulsion in **15** is relieved due to the planar carbonyl functionality. Consequently, **15** should be most favored which would give rise to (*R*)-**2** after dehydration (Figure 2).

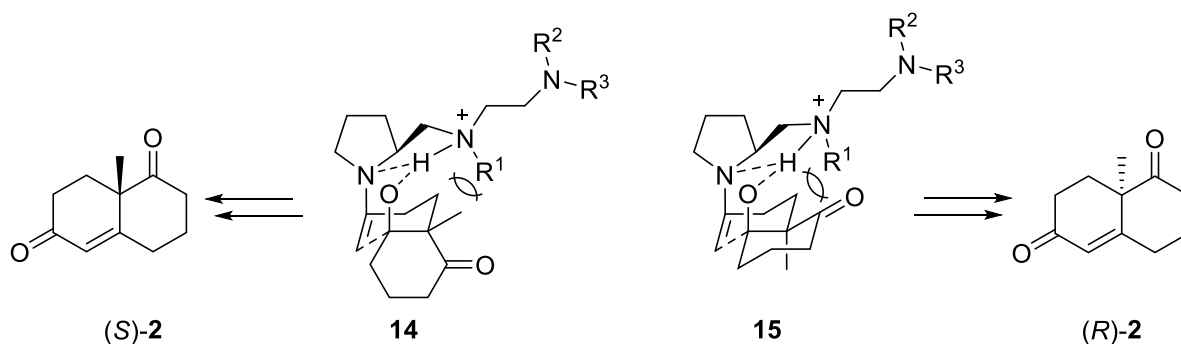


Figure 2. Proposed transition state of the aldol reaction mediated by **7**

In conclusion, we have established a new chiral route to provide (*R*)-Wieland–Miescher ketone [(*R*)-**2**] by using a combination of TFA and known or new chiral triamines (**7**) bearing a pyrrolidine scaffold. Although the intramolecular aldol reaction of trione (**1**) mediated by **7** resulted in **2** with low enantioselectivities, a remarkable increase enantioselectivity with a combination of TFA and **7a** or **7c** was observed. We also found that a secondary amine motif existing in the middle of the side chain was important in determining enantioselectivity. These results may enable the creation of efficient organocatalysts for a wide variety of asymmetric reactions. Further work on the detail of the reaction mechanism and the development of a more efficient mediator for the reactions are currently in progress.

EXPERIMENTAL

IR spectra were recorded on a Perkin Elmer Spectorum One FT-IR spectrophotometer. ^1H - and ^{13}C -NMR spectra were recorded on a JEOL-AX-400 (^1H : 400 MHz, ^{13}C : 100 MHz) spectrometer. All ^1H -NMR spectra were reported in ppm downfield of tetramethylsilane (TMS) as an internal standard. All ^{13}C -NMR spectra were reported in ppm relative to CDCl_3 (77 ppm) and were obtained with ^1H decoupling. MS spectra were recorded on a JEOL-JMS-700V spectrometer. Optical purities were determined using a Hitachi HPLC ELITE LaChrom instrument equipped with a chiral stationary phase column. Optical rotations were measured with a JASCO D-2300 digital polarimeter. All reactions were performed under an argon atmosphere.

Typical procedure of the preparations of triamine **7**

To a stirred suspension of Boc-(*S*)-proline (**11**, 6.5 g, 30.0 mmol), 1-hydroxybenzotriazole (HOBT, 4.1 g, 30.6 mmol) and *N,N*-dicyclohexylcarbodiimide (DCC, 6.3 g, 30.6 mmol) in anhydrous CH_2Cl_2 (60 mL) was added a solution of a commercially available amine **12a** (3.3 mL, 30.0 mmol) in CH_2Cl_2 (30 mL) at 25 °C. The mixture was stirred at the same temperature for 24 h. After filtering through a Celite pad, the filtrate was washed with saturated aqueous NaHCO_3 and the aqueous layer was extracted twice with CH_2Cl_2 (25 mL). The combined organic layers were dried (Na_2SO_4) and the solvent was removed under reduced

pressure. TFA (22.8 mL, 300 mmol) was added to a solution of the residue in anhydrous CH_2Cl_2 (100 mL) at 25 °C, and the solution was stirred for 4 h at the same temperature. After removing the solvent under reduced pressure, the residue was dissolved to CH_2Cl_2 , and the mixture was extracted with H_2O (30 mL \times 3). The combined aqueous layers were basified with granulated NaOH. The mixture was extracted with CH_2Cl_2 (30 mL \times 3) and the combined organic layers were dried (Na_2SO_4). The solvent was removed under reduced pressure. A solution of the residue in anhydrous THF (40 mL) was slowly added to a suspension of LAH (1.7 g, 45 mmol) in THF (70 mL) over 20 min at 0 °C. After stirring for 30 min at 25 °C, the mixture was further heated under reflux for 13 h. The reaction was quenched with H_2O (0.81 mL) and 10% (w/v) aqueous NaOH (18 mL) at 0 °C. The mixture was filtered through a Celite pad and the filtrate was concentrated under reduced pressure. The residue was chromatographed ($\text{CHCl}_3/\text{MeOH}/\text{NH}_4\text{OH} = 10/1/0.1$) to afford 2.8 g (55%) of **7a** as a colorless oil.

(S)-*N*¹,*N*¹-Dimethyl-*N*²-[(pyrrolidin-2-yl)methyl]ethane-1,2-diamine (7a)

$[\alpha]_{\text{D}}^{23} +13.2$ (*c* 1.00, CHCl_3), lit.^{9a} $+13.0$ (*c* 1.00, CHCl_3). IR (film) ν cm^{-1} 3390, 2950, 2825, 2779, 1462. ¹H-NMR (400 MHz, CDCl_3) δ 1.33-1.36 (1H, m), 1.69-1.79 (2H, m), 1.87-1.89 (1H, m), 2.05 (2H, m), 2.22 (6H, s), 2.40 (2H, t, *J* = 6.3 Hz), 2.55 (1H, dd, *J* = 8.3 Hz, 11.5 Hz), 2.63 (1H, dd, *J* = 4.9 Hz, 11.7 Hz), 2.71 (2H, t, *J* = 6.3 Hz), 2.89-2.94 (2H, m). ¹³C-NMR (100 MHz, CDCl_3) δ 25.5, 29.6, 45.5, 46.3, 47.5, 55.2, 58.3, 59.1. FABMS (*m/z*) 172 ($\text{M}^+\text{+H}$, 100%). HRMS (FAB) calcd. for $\text{C}_9\text{H}_{22}\text{N}_3$ ($\text{M}^+\text{+H}$) 172.1814. Found 172.1812.

(S)-*N*¹,*N*¹-Dimethyl-*N*²,*N*²-[(pyrrolidin-2-yl)methyl]methylethane-1,2-diamine (7b)

Yield 46%, colorless oil. $[\alpha]_{\text{D}}^{23} +14.3$ (*c* 1.02, CHCl_3). IR (film) ν cm^{-1} 3387, 2950, 2820, 2778, 1459. ¹H-NMR (400 MHz, CDCl_3) δ 1.30-1.35 (1H, m), 1.70-1.89 (3H, m), 2.16-2.20 (1H, m), 2.24 (6H, s), 2.27 (3H, s), 2.29-2.58 (6H, m), 2.82-3.00 (2H, m), 3.21-3.25 (1H, m). ¹³C-NMR (100 MHz, CDCl_3) δ 24.7, 29.6, 43.0, 45.7, 56.0, 56.1, 57.3, 63.4. FABMS (*m/z*) 186 ($\text{M}^+\text{+H}$, 100%). HRMS (FAB) calcd. for $\text{C}_{10}\text{H}_{24}\text{N}_3$ ($\text{M}^+\text{+H}$) 186.1970. Found 186.1958.

(S)-*N*¹,*N*¹-Diethyl-*N*²-[(pyrrolidin-2-yl)methyl]ethane-1,2-diamine (7c)

Yield 53%, pale yellow oil. $[\alpha]_{\text{D}}^{18} +11.1$ (*c* 1.00, CHCl_3). IR (film) ν cm^{-1} 3368, 2968, 1407. ¹H-NMR (400 MHz, CDCl_3) δ 1.01 (6H, t, *J* = 7.2 Hz), 1.30-1.35 (1H, m), 1.67-1.90 (5H, m), 2.50-2.57 (7H, m), 2.61 (1H, dd, *J* = 4.8 Hz, 11.6 Hz), 2.69 (2H, t, *J* = 6.4 Hz), 2.87-2.95 (2H, m), 3.20-3.23 (1H, m). ¹³C-NMR (100 MHz, CDCl_3) δ 11.6, 25.4, 29.5, 46.2, 46.9, 47.7, 52.5, 55.3, 58.1. FABMS (*m/z*) 200 ($\text{M}^+\text{+H}$, 100%). HRMS (FAB) calcd. for $\text{C}_{11}\text{H}_{26}\text{N}_3$ ($\text{M}^+\text{+H}$) 200.2127. Found 200.2124.

(S)-1-Methyl-4-(pyrrolidin-2-ylmethyl)piperazine (7d)

Yield 46%, pale yellow oil. $[\alpha]_{\text{D}}^{18} +16.5$ (*c* 1.03, MeOH). IR (film) ν cm^{-1} 3386, 2944, 2808, 1411. ¹H-NMR (400 MHz, CDCl_3) δ 1.27-1.36 (1H, m), 1.69-1.76 (2H, m), 1.83-1.89 (1H, m), 2.06 (1H, brs), 2.28 (3H, s), 2.28-2.30 (3H, m), 2.31-2.36 (2H, m), 2.44-2.58 (6H, brm), 2.81-2.88 (1H, m), 2.96-3.01 (1H, m),

3.23–3.28 (1H, m). ^{13}C -NMR (100 MHz, CDCl_3) δ 24.9, 29.9, 46.0, 55.1, 55.2, 63.9. EIMS (m/z) 183 (M^+), 70 (100%). HRMS calcd. for $\text{C}_{10}\text{H}_{21}\text{N}_3$ 183.1735. Found 180.1726.

Typical procedure of triamine-mediated aldol reaction of **1**.

To a stirred solution of **1** (100 mg, 0.51 mmol) in DMSO (1.0 mL) were added a solution **7a** (87 mg, 0.51 mmol) and TFA (59 μL , 0.77 mmol) in DMSO (0.5 mL) at 25 °C. The mixture was stirred at the same temperature for 26 h and was diluted with AcOEt. The mixture was washed with saturated aqueous NaHCO_3 and brine, respectively. After drying (Na_2SO_4), the solvent was removed under reduced pressure and the residue was chromatographed (AcOEt/ CH_2Cl_2 /hexane = 1/1/4) to afford 75 mg (83%) of (*R*)-**2** as colorless crystals. The spectroscopic data for **2** agreed with that reported in refs. 9. The enantiomeric excess of **2** was determined by HPLC equipped with a chiral stationary phase column (Chiralcel OD) to be 67% ee. HPLC conditions: Chiralcel OD, 2-propanol/hexane = 1/10 (v/v), flow rate 1.0 mL/min, detected at 254 nm, t_R = 14.6 min for (*S*)-**2**, 15.7 min for (*R*)-**2**.

(*R*)-**2**: $[\alpha]_{\text{D}}^{25}$ -66.0 (c 1.00, benzene, 67% ee), lit.^{9b} $[\alpha]_{\text{D}}^{25}$ -100 (c 1.00, benzene, > 99% ee).

ACKNOWLEDGEMENTS

This work was supported by a Fund for Scientific Research from International University of Health and Welfare.

REFERENCES

1. For a review of **2**: (a) B. Bradshaw and J. Bonjoch, *Synlett*, 2012, 337; (b) H. Hagiwara, *Nat. Prod. Commun.*, 2020, 15, 1934578X2092535.
2. P. Wieland and K. Miescher, *Helv. Chim. Acta*, 1950, 33, 2215.
3. (a) Z. G. Hajos and D. R. Parrish, German Patent DE 2102623, 1971; (b) U. Eder, G. Sauer, and R. Wiechert, German Patent DE 2014757, 1971; (c) U. Eder, G. Sauer, and R. Wiechert, *Angew. Chem.*, 1971, 83, 492.
4. Selected asymmetric preparations of **2**: (a) T. Bui and C. F. Barbas III, *Tetrahedron Lett.*, 2000, 41, 6951; (b) T. Kanger, K. Kriis, M. Laars, T. Kailas, A.-M. Müürisepp, T. Pehk, and M. Lopp, *J. Org. Chem.*, 2007, 72, 5168; (c) D. Almasi, D. A. Alonso, and C. Nájera, *Adv. Synth. Catal.*, 2008, 350, 2467; (d) B. Bradshaw, G. Etxebarria-Jardi, J. Bonjoch, S. F. Vióquez, G. Guillena, and C. Nájera, *Adv. Synth. Catal.*, 2009, 351, 2482; (e) A. L. Fuentes de Arriba, D. G. Seisdedos, L. Simón, V. Alcázar, C. Raposo, and J. R. Morán, *J. Org. Chem.*, 2010, 75, 8303; (f) P. Zhou, L. Zhang, S. Luo, and J.-P. Cheng, *J. Org. Chem.*, 2012, 77, 2526; (g) C. Xu, L. Zhang, P. Zhou, S. Luo, and J.-P. Cheng, *Synthesis*, 2013, 45, 1939.
5. Selected recent preparations of **2**: (a) X.-M. Zhang, M. Wang, Y.-Q. Tu, C.-A. Fang, Y.-J. Jiang, S.-

- Y. Zhang, and F.-M. Zhang, [Synlett, 2008, 2831](#); (b) O. H. Rubio, Á. L. Fuentes de Arriba, L. M. Monleón, F. Sanz, L. Simón, V. Alcazár, and J. R. Morán, [Tetrahedron, 2015, 71, 1297](#); (c) P. Vizcaíno-Milla, J. M. Sansano, C. Nájera, B. Fiser, and E. Gómez-Bengoña, [Eur. J. Org. Chem., 2015, 2614](#); (d) J. Yu and B. Yu, [Chin. Chem. Lett., 2015, 26, 1331](#); (e) Y. Hayashi, T. Mukaiyama, M. Benohoud, N. R. Gupta, T. Ono, and S. Toda, [Chem. Eur. J., 2016, 22, 5868](#); (f) S. Beruletti, I. Bayout, I. Bassanini, E. E. Ferrandi, N. Bouzemi, D. Monti, and S. Riva, [Eur. J. Org. Chem., 2021, 3992](#).
6. Selected recent applications of **2**: (a) H. Wei, H. Zhang, S. Han, S. Mu, K. Huang, G. Chen, and W. Xie, [Tetrahedron Lett., 2019, 60, 150973](#); (b) B. P. Zavesky, P. D. J. Cruz, and J. S. Johnson, [Org. Lett., 2020, 22, 3537](#); (c) M. J. Kim, S. Lee, T. Kang, M-H. Baik, and H-Y. Lee, [Eur. J. Org. Chem., 2020, 609](#); (d) S. Chen, Z. Zhang, C. Jiang, C. Zhao, H. Luo, J. Huang, and Z. Yang, [ACS Omega, 2021, 6, 18848](#).
7. (a) B. List, R. A. Lerner, and C. F. Barbas, [J. Am. Chem. Soc., 2000, 122, 2395](#); (b) S. Bahmanyar and K. N. Houk, [J. Am. Chem. Soc., 2001, 123, 11273](#); (c) S. Bahmanyar and K. N. Houk, [J. Am. Chem. Soc., 2001, 123, 12911](#); (d) L. Hoang, S. Bahmanyar, K. N. Houk, and B. List, [J. Am. Chem. Soc., 2003, 125, 16](#); (e) S. Bahmanyar, K. N. Houk, H. J. Martin, and B. List, [J. Am. Chem. Soc., 2003, 125, 2475](#); (f) B. List, L. Hoang, and H. J. Martin, [Proc. Nat. Acad. Sci. U. S. A., 2004, 101, 5839](#); (g) B. List, [Acc. Chem. Res., 2004, 37, 548](#); (h) C. Allemann, R. Gordillo, F. R. Clemente, P. H.-Y. Cheong, and K. N. Houk, [Acc. Chem. Res., 2004, 37, 558](#); (i) P. H.-Y. Cheong and K. N. Houk, [Synthesis, 2005, 1533](#).
8. Selected reviews of organocatalytic aldol reactions: (a) B. M. Trost and C. S. Brindle, [Chem. Soc. Rev., 2010, 39, 1600](#); (b) A. Moyano and R. Rios, [Chem. Rev., 2011, 111, 4703](#); (c) S. K. Panday, [Tetrahedron: Asymmetry, 2011, 22, 1817](#).
9. (a) Y. Akahane, N. Inage, T. Nagamine, K. Inomata, and Y. Endo, [Heterocycles, 2007, 74, 637](#); (b) Y. Akahane, K. Inomata, and Y. Endo, [Heterocycles, 2009, 77, 1065](#); (c) Y. Akahane, K. Inomata, and Y. Endo, [Heterocycles, 2011, 82, 1727](#).
10. (a) S. V. Pansare and K. Pandya, [J. Am. Chem. Soc., 2006, 128, 9624](#); (b) S. V. Pansare, R. Lingampally, and R. Dyapa, [Eur. J. Org. Chem., 2011, 2235](#); (c) S. P. Chavan, S. Garai, and K. P. Pawar, [Tetrahedron Lett., 2013, 54, 2137](#); (d) J. Tian, J. Zhong, Y. Li, and D. Ma, [Angew. Chem. Int. Ed., 2014, 53, 13885](#); (e) N. V. G. Moorthy and S. V. Pansare, [Tetrahedron, 2018, 74, 1422](#).
11. E. Vedejs and N. Lee, [J. Am. Chem. Soc., 1995, 117, 891](#).
12. P. Buchschacher, A. Fürst, and J. Gutzwiller, [Org. Synth., 1990, Coll. Vol. 7, 368](#).